

		CURRENT R/E	PRIOR	REF/ADJ	MANU HOMES	NON-BUSI	CR OWN	OCC CR	HOMESTEAD
1	ANTRIM TOWNSHIP /RIDGEDALE LOCAL S	161569.86	3768.39			13544.23	1483.58		3526.41
2	ANTRIM TOWNSHIP /WYNFORD LOCAL S D	319092.91	21130.39	26.28-		23002.72	2600.70		8718.88
3	ANTRIM TOWNSHIP /NEVADA CORPORATIO	73559.46	12571.86			6315.89	987.24		6794.16
4	ANTRIM TOWNSHIP /UPPER SANDUSKY S	60447.14				4388.24	317.74		1008.84
5	CRANE TOWNSHIP /UPPER SANDUSKY S	556803.61	12366.75			40897.44	4292.62		8421.00
6	CRANE TOWNSHIP /UPPER SANDUSKY CO	1571970.41	35795.56			137175.36	24863.13		74771.89
7	CRANE TOWNSHIP /WYNFORD LOCAL S D	5362.41				282.90	9.05		
8	CRANE TOWNSHIP /MOHAWK LOCAL S D	23423.32	2386.42			1879.84	210.42		990.05
9	CRAWFORD TOWNSHIP/CAREY S D	667054.68	14109.98	372.35-		58727.48	6106.44		13919.98
10	CRAWFORD TOWNSHIP/CAREY CORPORATION	804697.85	37780.35	610.60-		78587.03	14375.48		34432.54
11	CRAWFORD TOWNSHIP/UPPER SANDUSKY S	8073.61				767.06	97.13		139.87
12	EDEN TOWNSHIP /UPPER SANDUSKY S	199642.75	16358.86	299.60-		15973.80	1670.59		4659.11
13	EDEN TOWNSHIP /WYNFORD LOCAL S D	137042.65	3690.70			9521.03	1204.32		3489.59
14	EDEN TOWNSHIP /NEVADA CORPORATIO	62503.39	10020.85			5518.92	1005.98		3887.82
15	EDEN TOWNSHIP /MOHAWK LOCAL S D	4643.70				229.58			
16	JACKSON TOWNSHIP /UPPER SANDUSKY S	49197.87	1090.32			3579.16	221.72		573.12
17	JACKSON TOWNSHIP /KIRBY CORPORATION	8648.66	874.23			720.97	108.56		285.02
18	JACKSON TOWNSHIP /RIVERDALE S D HAR	287883.26	9622.99			22706.96	1684.86		3047.10
19	JACKSON TOWNSHIP /KENTON CITY S D H	26918.39	1694.87			1993.71	113.00		459.75
20	MIFFLIN TOWNSHIP /UPPER SANDUSKY S	541783.26	7529.64	271.46-		40991.23	3530.39		6658.58
21	MIFFLIN TOWNSHIP /KIRBY CORPORATION	5902.47				549.33	99.18		1078.45
22	MIFFLIN TOWNSHIP /RIVERDALE S D HAR	7928.79				500.68	30.53		140.54
23	MARSEILLES TOWNSH/UPPER SANDUSKY S	217950.86	28703.34			17504.54	987.02		3914.98
24	MARSEILLES TOWNSH/MARSEILLES CORPOR	16374.98	856.39			1303.40	198.86		1561.23
25	MARSEILLES TOWNSH/KENTON CITY S D H	41395.60	5569.02			2707.89	195.85		626.48
26	PITT TOWNSHIP /UPPER SANDUSKY S	507998.44	10865.05			41570.07	4561.43		9328.97
27	PITT TOWNSHIP /HARPSTER CORPORAT	65771.38	4783.43			5735.95	851.81		5446.28
28	PITT TOWNSHIP /WYNFORD LOCAL S D	9787.18	1622.22			790.57	100.51		354.26
29	RICHLAND TOWNSHIP/RIVERDALE S D HAR	430107.54	10842.75	465.11-		36681.00	2825.68		5865.87
30	RICHLAND TOWNSHIP/WHARTON CORPORATI	60468.55	7967.97	286.96-		5741.97	792.56		2760.30
31	RIDGE TOWNSHIP /CAREY S D	172882.83	4958.43			16329.16	1797.30		3635.76
32	RIDGE TOWNSHIP /RIVERDALE S D HAR	56192.24	2418.77			5240.29	392.84		426.09
33	RIDGE TOWNSHIP /VANLUE S D HANCOC	65838.26	38.24			5662.70	495.50		1431.99
34	SALEM TOWNSHIP /UPPER SANDUSKY S	549070.69	15516.22	1881.18-		43906.70	4628.64		7857.30
35	SALEM TOWNSHIP /RIVERDALE S D HAR	41414.08	9788.84			4037.72	331.54		1012.76
36	SYCAMORE TOWNSHIP/MOHAWK LOCAL S D	366733.24	23713.27			30997.01	2939.02		7899.46
37	SYCAMORE TOWNSHIP/SYCAMORE CORPORAT	169524.51	12250.71			17377.19	3201.43		12627.45
38	TYMOCHTEE TOWNSHI/MOHAWK LOCAL S D	578129.50	9032.44			49709.19	4959.67		13667.54
39	TYMOCHTEE TOWNSHI/UPPER SANDUSKY S	67728.74	5118.49			5089.80	539.90		587.04
40	EDEN TWP /UPPER SANDUSKY S	117380.84	3775.70			9227.35	1031.04		2731.06
41	PITT TOWNSHIP /UPPER CORPORATION	1252.91				93.35			
42	SALEM TOWNSHIP /UPPER SANDUSKY CO	695.30				32.13			

** COUNTY TOTALS **

9120848.12	348613.44	4213.54-	767591.54	95843.26	258737.52
------------	-----------	----------	-----------	----------	-----------

		CURRENT R/E	PRIOR	REF/ADJ	PERS/PROPTY	NON-BUSI	CR OWN	OCC CR	HOMESTEAD
1	ANTRIM TOWNSHIP /RIDGEDALE LOCAL S	12317.85			18024.91				
2	ANTRIM TOWNSHIP /WYNFORD LOCAL S D	3422.25			35859.66				
3	ANTRIM TOWNSHIP /NEVADA CORPORATIO	15553.47	7374.62		11413.52				
4	ANTRIM TOWNSHIP /UPPER SANDUSKY S	786.97			6814.75				
5	CRANE TOWNSHIP /UPPER SANDUSKY S	26798.90			69515.51	107.91		10.93	153.66
6	CRANE TOWNSHIP /UPPER SANDUSKY CO	918317.20	32811.95	111273.44-	157820.22	9.14			
7	CRANE TOWNSHIP /WYNFORD LOCAL S D				1430.72				
8	CRANE TOWNSHIP /MOHAWK LOCAL S D	830.62			3618.52				
9	CRAWFORD TOWNSHIP/CAREY S D	66923.19	392.48		86370.94				
10	CRAWFORD TOWNSHIP/CAREY CORPORATION	294114.21	10150.56		24436.75	4.45			
11	CRAWFORD TOWNSHIP/UPPER SANDUSKY S				196.40				
12	EDEN TOWNSHIP /UPPER SANDUSKY S	1250.67			19588.52				
13	EDEN TOWNSHIP /WYNFORD LOCAL S D	5176.04	777.81		13136.19				
14	EDEN TOWNSHIP /NEVADA CORPORATIO	3649.02	379.12		14426.93				
15	EDEN TOWNSHIP /MOHAWK LOCAL S D				210.14				
16	JACKSON TOWNSHIP /UPPER SANDUSKY S	320.79			4710.78				
17	JACKSON TOWNSHIP /KIRBY CORPORATION	3287.36			1528.28				
18	JACKSON TOWNSHIP /RIVERDALE S D HAR	379.30			12019.40				
19	JACKSON TOWNSHIP /KENTON CITY S D H				3409.75				
20	MIFFLIN TOWNSHIP /UPPER SANDUSKY S	1099.93			19171.25				
21	MIFFLIN TOWNSHIP /KIRBY CORPORATION	4642.15			773.85				
22	MIFFLIN TOWNSHIP /RIVERDALE S D HAR				1.84				
23	MARSEILLES TOWNSH/UPPER SANDUSKY S	475.90			36185.30				
24	MARSEILLES TOWNSH/MARSEILLES CORPOR	1152.64			2480.04				
25	MARSEILLES TOWNSH/KENTON CITY S D H				4874.06				
26	PITT TOWNSHIP /UPPER SANDUSKY S	13562.56	936.58		120688.37				
27	PITT TOWNSHIP /HARPSTER CORPORAT	34014.30			8287.86				
28	PITT TOWNSHIP /WYNFORD LOCAL S D				46.57				
29	RICHLAND TOWNSHIP/RIVERDALE S D HAR	652.62	445.44		31587.12				
30	RICHLAND TOWNSHIP/WHARTON CORPORATI	8294.13	148.78		2678.37				
31	RIDGE TOWNSHIP /CAREY S D	5064.72			16258.15				
32	RIDGE TOWNSHIP /RIVERDALE S D HAR	21.01			5839.44				
33	RIDGE TOWNSHIP /VANLUE S D HANCO	237.62			4175.44				
34	SALEM TOWNSHIP /UPPER SANDUSKY S	46335.25	574.79	20420.26-	44914.81				
35	SALEM TOWNSHIP /RIVERDALE S D HAR				3346.56				
36	SYCAMORE TOWNSHIP/MOHAWK LOCAL S D	2530.68	560.86		58429.97				
37	SYCAMORE TOWNSHIP/SYCAMORE CORPORAT	39652.91	10001.36		3083.36				
38	TYMOCHTEE TOWNSHI/MOHAWK LOCAL S D	9421.45	6010.83		85711.81		27.02		186.35
39	TYMOCHTEE TOWNSHI/UPPER SANDUSKY S	1002.68			2792.97				
40	EDEN TWP /UPPER SANDUSKY S	995.68							
41	PITT TOWNSHIP /UPPER CORPORATION				287.25				
42	SALEM TOWNSHIP /UPPER SANDUSKY CO				267.48				

** COUNTY TOTALS **

1522284.07	70565.18	122693.70-	936413.76	121.50	37.95	340.01
		9000.00-P/P				
		PRIOR P/P				

TOTAL COLLECTION & ROLLBACKS:		13,121,396.35
REAL ESTATE ASSESSMENT		
.0400000	(1ST \$ 500,000)	20,000.00
.0200000	(NEXT \$10,000,000)	200,000.00
.0075000	(BALANCE)	19,660.47
T O T A L		239,660.47 *
AUDITOR		
.0250000	(1ST \$ 100,000)	2,500.00
.0083180	(NEXT \$ 2,000,000)	16,636.00
.0066550	(NEXT \$ 2,000,000)	13,310.00
.0016630	(BALANCE)	15,002.58
T O T A L		47,448.58 *
TREASURER		
.0094950	(1ST \$ 5,440,000)	51,652.80
.0019960	(BALANCE)	15,332.07
T O T A L		66,984.87 *
GRAND TOTAL FEES:		354,093.92 *

WYANDOT COUNTY

COUNTY 1A

ADDITIONAL SOURCES OF RECEIPTS

ADDITIONAL DEDUCTIONS

Other *+ 9,000*

Estate Tax

Cigarette Tax

Special Assessments

Total Additional Receipts

Total All Receipts 1,730,894.32

Other

County Health Dept

Personal Property Reimb Admin Fee

Election Expenses 7,366.29

Advertising Delinquent

Total Additional Deductions 7,366.29

Total All Deductions 7,366.29

ADVANCES *50,000*

NET DISTRIBUTION 1,723,528.03 *+ 9,000 - 50,000 = 1,682,528.03*

COUNTY AUDITOR

DEPUTY AUDITOR

County 837,636.35 + 9,000 = 846,636.35

Health 217,948.70 - 50,000 = 167,948.70

YMAR 186,721.37 - 7,366.29 = 179,355.08

Senior 488,587.90 = 488,587.90

1,682,528.03

WYANDOT COUNTY							COUNTY 1A			
	TX/RT MILLS	EF/RT MILLS	REAL RECEIPTS	PERS-PROP RECEIPTS	TOTAL RECEIPTS	FEE A/T/REA DETAC	RECEIPTS			
							NET-OF-FEES	NON-BUSI	OWNER OC	HOMESTEAD
COUNTY GENERAL	2.900		817333.38	48074.15	865407.53	26226.03	837636.35	68118.57	8487.11	19500.58
# 1		2.900000000	711881.11		26098.79	21803.28	1304.94	688772.89	68107.14	19475.77
/ /		2.900000000	105452.27		4804.21	4422.75	240.21	148863.46	11.43	24.81
					30903.00	D 1545.15				
HEALTH DISTRICT	.700		212958.60	11604.11	224562.71	6247.46	217948.70			4706.35
# 2 NO RLBK		.700000000	190320.94		6299.74	5262.86	314.99	184743.09		4701.02
2019/2019/2024		.622464500	22637.66		1031.19	984.60	51.56	33205.61		5.33
					7330.93	D 366.55				
MENTAL HEALTH/REC	.600		182441.14	9946.38	192387.52	5352.18	186721.37			4033.97
# 3 NO RLBK		.600000000	163132.22		5399.75	4511.02	269.99	158351.21		4029.43
2017/ /		.530934600	19308.92		879.55	841.16	43.98	28370.16		4.54
					6279.30	D 313.97				
SENIOR CITIZENS	1.000		304226.54	16577.30	320803.84	8924.94	311355.27			6723.41
# 4 NO RLBK		1.000000000	271886.99		8999.57	7518.37	449.98	263918.64		6715.80
2019/ /2024		.889235000	32339.55		1473.10	1406.57	73.65	47436.63		7.61
					10472.67	D 523.63				
SENIOR CITIZENS	.800		169827.43	13261.86	183089.29	5533.90	177232.63	13787.76	1717.93	3947.97
# 5		.586964000	144085.70		5282.43	4413.01	264.12	139408.57	13784.97	3941.91
2009/2019/2024		.707912800	25741.73		1172.75	1120.89	58.64	37824.06	2.79	6.06
					6455.18	D 322.76				
A L L L E V I E S				99,463.80		52,284.51		81,906.33		38,912.28
			1,686,787.09					1,730,894.32	10,205.04	
CLASS-1						43,508.54	2,604.02	81,892.11		38,863.93
			1,481,306.96		52080.28			1,435,194.40	10,201.31	
CLASS-2						8,775.97	468.04	14.22		48.35
			205,480.13		9360.80			295,699.92	3.73	
						D 3,072.06				
6.000					1,786,250.89					
			5.7869 AGR-RES							
			5.6504 COM-IND							

61,441.08 Delinquent Tax Receipts--included in figures shown above

WYANDOT COUNTY

COUNTY 1B

		F E E S		T O T A L		R E C E I P T S				
TX/RT	EF/RT	REAL	PERS-PROP	TOTAL	A/T/REA	R E C E I P T S				
MILLS	MILLS	RECEIPTS	RECEIPTS	RECEIPTS	DETAC	NET-OF-FEES	NON-BUSI	OWNER	OC	HOMESTEAD
ANGELINE SCHOOLS	2.950	575098.14	48903.01	624001.15	18839.30	604065.42	45949.69	5725.37		13159.07
# 6	1.956097800	480175.52		17604.03	14706.67	880.20	464588.65	45939.40	5722.68	13136.73
2006/2011/CONT	2.610428450	94922.62		4324.48	4132.63	216.23	139476.77	10.29	2.69	22.34
				21928.51	D 1096.43					
ANGELINE SCHOOLS	1.500	456102.87	24865.95	480968.82	13380.44	466803.47				10084.99
# 7 NO RLBK	1.500000000	407830.51		13499.36	11277.56	674.97	395877.98			10073.64
2017/ /CONT	1.327336500	48272.36		2198.89	2102.88	109.94	70925.49			11.35
				15698.25	D 784.91					
A L L	L E V I E S		73,768.96		32,219.74		45,949.69			23,244.06
	CLASS-1	1,031,201.01			25,984.23	1,555.17	1,070,868.89		5,725.37	
	CLASS-2	888,006.03		31103.39	6,235.51	326.17	860,466.63		5,722.68	23,210.37
		143,194.98		6523.37			210,402.26	10.29	2.69	33.69
					D 1,881.34					
4.450				1,104,969.97						
	3.4560 AGR-RES									
	3.9377 COM-IND									

37,626.76 Delinquent Tax Receipts--included in figures shown above


WYANDOT COUNTY

COUNTY 1B

ADDITIONAL SOURCES OF RECEIPTS	ADDITIONAL DEDUCTIONS
Other-----	Other-----
Estate Tax-----	County Health Dept-----
Cigarette Tax-----	Personal Property Reimb Admin Fee-----
Special Assessments-----	Election Expenses----- 7,364.63
	Advertising Delinquent-----
Total Additional Receipts-----	Total Additional Deductions----- 7,364.63
Total All Receipts----- 1,070,868.89	Total All Deductions----- 7,364.63

ADVANCES-----

NET DISTRIBUTION----- 1,063,504.26



-----COUNTY AUDITOR

-----DEPUTY AUDITOR

ALL COUNTY

		FEEs		RECEIPTS			
REAL	PERS-PROP	TOTAL	A/T/REA	NET-OF-FEES	NON-BUSI	OWNER	OC HOMESTEAD
RECEIPTS	RECEIPTS	RECEIPTS	DETAC				
A L L	COUNTY	2717988.10	173232.76	84504.25	2801763.21	127856.02	15930.41 62156.34
			D	4953.40			
		2891220.86					


CAREY EVSD

BOARD OF ED 2A

ADDITIONAL SOURCES OF RECEIPTS	ADDITIONAL DEDUCTIONS
Other-----	Other-----
Estate Tax-----	County Health Dept-----
Cigarette Tax-----	Personal Property Reimb Admin Fee-----
Special Assessments-----	Election Expenses----- 1,745.47
	Advertising Delinquent-----
Total Additional Receipts-----	Total Additional Deductions----- 1,745.47
Total All Receipts----- 1,468,236.75	Total All Deductions----- 1,745.47

ADVANCES-----

NET D I S T R I B U T I O N----- 1,466,491.28



-----COUNTY AUDITOR

-----DEPUTY AUDITOR

KENTON CSD

BOARD OF ED 2B

		KENTON CSD				BOARD OF ED 2B					
		REAL		PERS-PROP		TOTAL		RECEIPTS			
		RECEIPTS	RECEIPTS	RECEIPTS	RECEIPTS	RECEIPTS	RECEIPTS	NET-OF-FEES	NON-BUSI	OWNER OC	HOMESTEAD
		FEE		FEE		FEE		FEE			
		REAL	PERS-PROP	TOTAL	A/T/REA	RECEIPTS					
		RECEIPTS	RECEIPTS	RECEIPTS	DETAC	NET-OF-FEES	NON-BUSI	OWNER OC	HOMESTEAD		
BOND		3.400	6379.76	509.10	6888.86	201.33	6656.72	449.70	29.50	92.54	
# 16		3.400000000	6379.76		616.22	187.59	30.81	6161.36	449.70	29.50	92.54
2011/	/2038	3.400000000				13.74		495.36			
					616.22	D 30.81					
CLASSROOM FACILIT		.500	762.56	74.86	837.42	24.44	809.30	53.75	3.53	11.06	
# 17		.406395000	762.56		73.66	22.42	3.68	736.46	53.75	3.53	11.06
2011/	/CONT	.499749000				2.02		72.84			
					73.66	D 3.68					
GENERAL		4.800	5715.48	718.73	6434.21	187.46	6219.15	402.88	26.43	82.91	
# 18		3.045984000	5715.48		552.05	168.06	27.60	5519.82	402.88	26.43	82.91
1985/	/CONT	4.797590400				19.40		699.33			
					552.05	D 27.60					
GENERAL		3.500	6567.39	524.07	7091.46	207.25	6852.49	462.93	30.37	95.26	
# 19		3.500000000	6567.39		634.34	193.11	31.72	6342.56	462.93	30.37	95.26
/	/	3.500000000				14.14		509.93			
					634.34	D 31.72					
GENERAL		4.600	5298.03	688.78	5986.81	174.37	5786.85	373.46	24.49	76.85	
# 20		2.823507600	5298.03		511.73	155.79	25.59	5116.65	373.46	24.49	76.85
1980/	/CONT	3.419897600				18.58		670.20			
					511.73	D 25.59					
GENERAL		21.300	22391.69	3189.35	25581.04	744.48	24728.42	1578.37	103.54	324.79	
# 21		11.933325000	22391.69		2162.79	658.41	108.14	21625.14	1578.37	103.54	324.79
1976/	/CONT	13.594448100				86.07		3103.28			
					2162.79	D 108.14					
A L L	L E V I E S			5,704.89		1,539.33			3,321.09		683.41
			47,114.91					51,052.93		217.86	
	CLASS-1					1,385.38	227.54		3,321.09		683.41
			47,114.91		4550.79			45,501.99		217.86	
	CLASS-2					153.95					
								5,550.94			
						D 227.54					
	38.100				52,819.80						
	25.1090 AGR-RES										
	29.2114 COM-IND										

4,550.79 Delinquent Tax Receipts--included in figures shown above

KENTON CSD

BOARD OF ED 2B

ADDITIONAL SOURCES OF RECEIPTS

ADDITIONAL DEDUCTIONS

Other-----
 Estate Tax-----
 Cigarette Tax-----
 Special Assessments-----
 Total Additional Receipts-----
 Total All Receipts----- 51,052.93

Other-----
 County Health Dept-----
 Personal Property Reimb Admin Fee-----
 Election Expenses----- 550.10
 Advertising Delinquent-----
 Total Additional Deductions----- 550.10
 Total All Deductions----- 550.10

ADVANCES-----

NET DISTRIBUTION----- 50,502.83

-----COUNTY AUDITOR

-----DEPUTY AUDITOR

MOHAWK LSD

BOARD OF ED 2C

		MOHAWK LSD		FEEES		BOARD OF ED 2C					
	TX/RT MILLS	EF/RT MILLS	REAL RECEIPTS	PERS-PROP RECEIPTS	TOTAL RECEIPTS	A/T/REA DETAC	RECEIPTS				
							NET-OF-FEES	NON-BUSI	OWNER	OC	HOMESTEAD
BOND # 22	1.860		59299.33	5014.98	64314.31	1940.46		62227.05	5327.94	596.22	1667.79
	1.860000000		56604.53		2279.72	1732.16	113.99	54758.38	5327.94	594.97	1659.84
2003/ /2030	1.860000000		2694.80		656.37	208.30	32.81	7468.67		1.25	7.95
					2936.09	D 146.80					
BOND # 23	.400		12752.53	1078.49	13831.02	417.30		13382.15	1145.80	128.22	358.67
	.400000000		12173.01		490.26	372.51	24.51	11775.99	1145.80	127.95	356.96
2003/ /2030	.400000000		579.52		141.15	44.79	7.06	1606.16		.27	1.71
					631.41	D 31.57					
CLASSROOM FACILIT # 24	.500		10667.24	1348.11	12015.35	360.26		11626.26	936.06	104.86	293.74
	.326780000		9944.74		400.52	304.32	20.03	9620.39	936.06	104.53	291.61
2003/ /2025	.498680500		722.50		175.98	55.94	8.80	2005.87		.33	2.13
					576.50	D 28.83					
GENERAL # 25	6.000		109077.73	16177.32	125255.05	3751.61		121217.88	9656.69	1081.38	3027.53
	3.371172000		102593.33		4131.89	3139.46	206.59	99247.28	9656.69	1078.37	3008.40
1980/ /CONT	4.475652000		6484.40		1579.39	612.15	78.97	21970.60		3.01	19.13
					5711.28	D 285.56					
GENERAL # 26	22.900		362453.43	61743.45	424196.88	12691.18		410583.98	32339.84	3620.15	10130.69
	11.289906100		343580.52		13837.52	10513.93	691.88	332374.71	32339.84	3611.40	10075.02
1976/ /CONT	13.026413100		18872.91		4596.83	2177.25	229.84	78209.27		8.75	55.67
					18434.35	D 921.72					
GENERAL # 27	5.000		159406.77	13481.10	172887.87	5216.30		167276.93	14322.46	1602.76	4483.33
	5.000000000		152162.68		6128.28	4656.34	306.41	147199.93	14322.46	1599.40	4461.96
/ /	5.000000000		7244.09		1764.43	559.96	88.23	20077.00		3.36	21.37
					7892.71	D 394.64					
GENERAL # 28	3.000		56850.56	8088.66	64939.22	1945.50		62843.27	5018.01	562.01	1573.73
	1.751799000		53311.68		2147.10	1631.39	107.36	51572.93	5018.01	560.37	1563.29
1986/ /CONT	2.442594000		3538.88		861.95	314.11	43.09	11270.34		1.64	10.44
					3009.05	D 150.45					
A L L L E V I E S			106,932.11		26,322.61			68,746.80		21,535.48	
			770,507.59					849,157.52		7,695.60	
CLASS-1					22,350.11		1,470.77	68,746.80		21,417.08	
			730,370.49		29415.29			706,549.61		7,676.99	
CLASS-2					3,972.50		488.80			118.40	
			40,137.10		9776.10			142,607.91		18.61	
					D 1,959.57						
39.660					877,439.70						
	23.9994	AGR-RES									
	27.7031	COM-IND									

39,191.39 Delinquent Tax Receipts--included in figures shown above

MOHAWK LSD

BOARD OF ED 2C

ADDITIONAL
SOURCES OF RECEIPTS

ADDITIONAL
DEDUCTIONS

Other-----

Other-----

Estate Tax-----

County Health Dept-----

Cigarette Tax-----

Personal Property Reimb Admin Fee-----

Special Assessments-----

Election Expenses----- 1,542.11

Advertising Delinquent-----

Total Additional Receipts-----

Total Additional Deductions----- 1,542.11

Total All Receipts----- 849,157.52

Total All Deductions----- 1,542.11

ADVANCES-----

NET DISTRIBUTION----- 847,615.41



-----COUNTY AUDITOR

-----DEPUTY AUDITOR

RIDGEDALE LSD

BOARD OF ED 2D

ADDITIONAL SOURCES OF RECEIPTS		ADDITIONAL DEDUCTIONS	
Other-----		Other-----	
Estate Tax-----		County Health Dept-----	
Cigarette Tax-----		Personal Property Reimb Admin Fee-----	
Special Assessments-----		Election Expenses-----	269.55
		Advertising Delinquent-----	
Total Additional Receipts-----		Total Additional Deductions-----	269.55
Total All Receipts-----	121,161.42	Total All Deductions-----	269.55

ADVANCES-----

NET DISTRIBUTION----- 120,891.87



-----COUNTY AUDITOR

-----DEPUTY AUDITOR

RIVERDALE LSD

BOARD OF ED 2E

		RIVERDALE LSD				BOARD OF ED 2E					
		F E E S									
	TX/RT	EF/RT	REAL	PERS-PROP	TOTAL	A/T/REA	R E C E I P T S				
	MILLS	MILLS	RECEIPTS	RECEIPTS	RECEIPTS	DETAC	NET-OF-FEES	NON-BUSI	OWNER	OC	HOMESTEAD
CLASSROOM FACILI	.500		7001.08	656.31	7657.39	227.86	7413.99	630.68	50.97		98.99
# 33	.279697500		6879.49		303.18	206.72	15.16	6657.61	630.68	50.97	98.99
2001/ /2022	.470734500		121.59		7.55	21.14	.38	756.38			
					310.73 D	15.54					
BOND	2.930		72823.57	3846.00	76669.57	2291.26	74217.16	6606.64	534.09		1036.90
# 34	2.930000000		72066.74		3176.07	2165.47	158.80	69742.47	6606.64	534.09	1036.90
2000/ /2022	2.930000000		756.83		47.02	125.79	2.35	4474.69			
					3223.09 D	161.15					
GENERAL	20.500		436164.99	26908.80	463073.79	13829.10	448279.90	39611.51	3202.36		6216.92
# 35	17.567434000		432091.29		19042.81	12983.56	952.14	418155.59	39611.51	3202.36	6216.92
1976/ /CONT	15.771019000		4073.70		253.07	845.54	12.65	30124.31			
					19295.88 D	964.79					
GENERAL	4.400		109359.61	5775.56	115135.17	3440.80	111452.36	9921.23	802.08		1557.11
# 36	4.400000000		108223.08		4769.54	3251.91	238.48	104732.69	9921.23	802.08	1557.11
/ /	4.400000000		1136.53		70.61	188.89	3.53	6719.67			
					4840.15 D	242.01					
A L L	L E V I E S			37,186.67		19,789.02				56,770.06	8,909.92
	CLASS-1		625,349.25			18,607.66	1,364.58	641,363.41		4,589.50	
	CLASS-2		619,260.60		27291.60			599,288.36	56,770.06		8,909.92
			6,088.65		378.25	1,181.36	18.91			4,589.50	
					D	1,383.49		42,075.05			
28.330					662,535.92						
	25.1770	AGR-RES									
	23.5717	COM-IND									

27,669.85 Delinquent Tax Receipts--included in figures shown above

RIVERDALE LSD

BOARD OF ED 2E

ADDITIONAL
SOURCES OF RECEIPTS

ADDITIONAL
DEDUCTIONS

Other-----

Other-----

Estate Tax-----

County Health Dept-----

Cigarette Tax-----

Personal Property Reimb Admin Fee-----

Special Assessments-----

Election Expenses----- 1,465.66

Advertising Delinquent-----

Total Additional Receipts-----

Total Additional Deductions----- 1,465.66

Total All Receipts----- 641,363.41

Total All Deductions----- 1,465.66

ADVANCES-----

NET DISTRIBUTION----- 639,897.75



-----COUNTY AUDITOR

-----DEPUTY AUDITOR

UPPER SANDUSKY EVSD

BOARD OF ED 2F

		F E E S					R E C E I P T S				
	TX/RT MILLS	EF/RT MILLS	REAL RECEIPTS	PERS-PROP RECEIPTS	TOTAL RECEIPTS	A/T/REA DETAC	NET-OF-FEES	NON-BUSI	OWNER OC	HOMESTEAD	
GENERAL	5.000		465075.86	46338.11	511413.97	15513.32	495158.56	35236.14	4566.24	10206.78	
# 37	2.923915000		367760.64		11381.16	11273.07	569.06	355918.51	35221.61	4564.88	
1986/ /CONT	3.780880000		97315.22		3460.61	4240.25	173.03	139240.05	14.53	1.36	
					14841.77	D 742.09				16.19	
GENERAL	4.800		727274.73	44484.60	771759.33	23497.11	747108.36	57839.46	7495.59	16749.81	
# 38	4.800000000		603728.59		18683.73	18506.26	934.19	584288.14	57821.02	7493.86	
/ /	4.800000000		123546.14		4393.41	4990.85	219.67	162820.22	18.44	1.73	
					23077.14	D 1153.86				20.56	
GENERAL	20.300		1598799.12	188132.77	1786931.89	54143.02	1730256.85	129035.74	16722.32	37364.67	
# 39	10.708757500		1346913.16		41683.21	41287.30	2084.16	1303541.70	128998.13	16718.79	
1976/ /CONT	9.786244300		251885.96		8957.28	12855.72	447.86	426715.15	37.61	3.53	
					50640.49	D 2532.02				41.91	
GENERAL	3.600		283710.25	33363.44	317073.69	9607.20	307017.17	22893.32	2966.85	6629.19	
# 40	1.899932400		238967.43		7395.36	7325.13	369.77	231272.53	22886.64	2966.22	
1977/ /CONT	1.738342800		44742.82		1591.10	2282.07	79.55	75744.64	6.68	.63	
					8986.46	D 449.32				7.44	
PERMANENT IMPROVE	2.000		312842.04	18535.24	331377.28	9289.90	321633.52			6712.72	
# 41 NO RLBK	1.923898000		268160.72		7488.64	7417.53	374.43	260368.76		6705.29	
2015/ /CONT	1.735670000		44681.32		1588.64	1872.37	79.43	61264.76		7.43	
					9077.28	D 453.86					

A L L L E V I E S									
		3,387,702.00	330,854.16	112,050.55			245,004.66		77,663.17
CLASS-1				85,809.29	4,331.61	3,601,174.46		31,751.00	
		2,825,530.54		86632.10		2,735,389.64	244,927.40		77,569.64
CLASS-2				26,241.26	999.54			31,743.75	
		562,171.46		19991.04		865,784.82	77.26		93.53
				D 5,331.15				7.25	
		35.700		3,718,556.16					
		22.2563	AGR-RES						
		21.8409	COM-IND						

106,623.14 Delinquent Tax Receipts--included in figures shown above


UPPER SANDUSKY EVSD

BOARD OF ED 2F

ADDITIONAL SOURCES OF RECEIPTS	ADDITIONAL DEDUCTIONS
Other-----	Other-----
Estate Tax-----	County Health Dept-----
Cigarette Tax-----	Personal Property Reimb Admin Fee-----
Special Assessments-----	Election Expenses----- 20,872.83
	Advertising Delinquent-----
Total Additional Receipts-----	Total Additional Deductions----- 20,872.83
Total All Receipts----- 3,601,174.46	Total All Deductions----- 20,872.83

ADVANCES-----

N E T D I S T R I B U T I O N----- 3,580,301.63



-----COUNTY AUDITOR

-----DEPUTY AUDITOR

VANLUE LSD

BOARD OF ED 2G

		VANLUE LSD				RECEIPTS				
		REAL RECEIPTS		PERS-PROP RECEIPTS	TOTAL RECEIPTS	FEE A/T/REA DETAC	NET-OF-FEES	NON-BUSI	OWNER OC	HOMESTEAD
TX/RT MILLS	EF/RT MILLS									
EMERGENCY	6.390	10200.07	485.64	10685.71	322.91		10362.50	972.11	85.06	223.06
# 42	6.390000000	10163.49		5.96	308.82	.30	9854.37	972.11	85.06	223.06
2019/	/2028	6.390000000	36.58		14.09		508.13			
				5.96 D	.30					
GENERAL	6.000	9577.53	456.00	10033.53	303.20		9730.05	912.78	79.87	209.44
# 43	6.000000000	9543.18		5.59	289.97	.28	9252.93	912.78	79.87	209.44
/	/	6.000000000	34.35		13.23		477.12			
				5.59 D	.28					
GENERAL	25.000	24812.89	1900.00	26712.89	804.95		25907.22	2365.59	206.99	542.80
# 44	15.549750000	24732.33		14.49	751.50	.72	23980.11	2365.59	206.99	542.80
1976/	/CONT	14.071000000	80.56		53.45		1927.11			
				14.49 D	.72					
PERMANENT IMPROVE	4.000	2775.09	304.00	3079.09	92.47		2986.54	264.00	23.10	60.58
# 45	1.735352000	2760.13		1.62	83.87	.08	2676.18	264.00	23.10	60.58
1994/	/CONT	2.613944000	14.96		8.60		310.36			
				1.62 D	.08					
A L L	L E V I E S		3,145.64		1,523.53			4,514.48		1,035.88
	CLASS-1	47,365.58			1,434.16	1.38	48,986.31		395.02	1,035.88
	CLASS-2	47,199.13		27.66	89.37		45,763.59	4,514.48	395.02	
		166.45					3,222.72			
					D	1.38				
	41.390			50,511.22						
	29.6750 AGR-RES									
	29.0749 COM-IND									

27.66 Delinquent Tax Receipts--included in figures shown above

VANLUE LSD

BOARD OF ED 2G

ADDITIONAL SOURCES OF RECEIPTS		ADDITIONAL DEDUCTIONS	
Other-----		Other-----	
Estate Tax-----		County Health Dept-----	
Cigarette Tax-----		Personal Property Reimb Admin Fee-----	
Special Assessments-----		Election Expenses-----	269.55
		Advertising Delinquent-----	
Total Additional Receipts-----		Total Additional Deductions-----	269.55
Total All Receipts-----	48,986.31	Total All Deductions-----	269.55

ADVANCES-----

N E T D I S T R I B U T I O N----- 48,716.76

-----COUNTY AUDITOR

-----DEPUTY AUDITOR

38,294.99 Delinquent Tax Receipts--included in figures shown above

WYNFORD LSD

BOARD OF ED 2H

----- ADDITIONAL SOURCES OF RECEIPTS -----		----- ADDITIONAL DEDUCTIONS -----	
Other-----		Other-----	
Estate Tax-----		County Health Dept-----	
Cigarett Tax-----		Personal Property Reimb Admin Fee-----	
Special Assessments-----		Election Expenses-----	1,330.26
		Advertising Delinquent-----	
Total Additional Receipts-----		Total Additional Deductions-----	1,330.26
Total All Receipts-----	501,324.62	Total All Deductions-----	1,330.26

ADVANCES-----

NET D I S T R I B U T I O N----- 499,994.36



-----COUNTY AUDITOR

-----DEPUTY AUDITOR

ALL BOARD OF ED

----- FEES -----

REAL	PERS-PROP	TOTAL	A/T/REA	RECEIPTS
RECEIPTS	RECEIPTS	RECEIPTS	DETAC	NET-OF-FEES NON-BUSI OWNER OC HOMESTEAD

A L L	BOARD OF ED	6865664.64	655848.80	225810.49	7282457.42	536330.80	66678.19	162785.13
				D 13245.53				
				7521513.44				

OHIO HI-POINT JVSD

J V S 3B

		F E E S		R E C E I P T S							
	TX/RT	EF/RT	REAL	PERS-PROP	TOTAL	A/T/REA	R E C E I P T S				
	MILLS	MILLS	RECEIPTS	RECEIPTS	RECEIPTS	DETAC	NET-OF-FEES	NON-BUSI	OWNER	OC	HOMESTEAD
GENERAL	2.000		3752.81	299.47	4052.28	118.43	3915.73	264.53	17.35		54.43
# 55	2.0000000000		3752.81		362.48	110.35	18.12	3624.34	264.53	17.35	54.43
1978/ /CONT	2.0000000000					8.08		291.39			
					362.48 D	18.12					
PERMANENT IMPROVE	.600		1135.51	89.84	1225.35	33.48	1186.77				15.32
# 56 NO RLBK	.562875600		1135.51		102.02	31.06	5.10	1099.35			15.32
2018/ /CONT	.564447600					2.42		87.42			
					102.02 D	5.10					
A L L L E V I E S				389.31		151.91			264.53		69.75
			4,888.32					5,102.50		17.35	
CLASS-1						141.41	23.22		264.53		69.75
			4,888.32		464.50			4,723.69		17.35	
CLASS-2						10.50					
								378.81			
						D					
	2.600				5,277.63	23.22					
	2.5628	AGR-RES									
	2.5644	COM-IND									

464.50 Delinquent Tax Receipts--included in figures shown above

OHIO HI-POINT JVSD

J V S

3B

ADDITIONAL
SOURCES OF RECEIPTS

ADDITIONAL
DEDUCTIONS

Other-----

Other-----

Estate Tax-----

County Health Dept-----

Cigarette Tax-----

Personal Property Reimb Admin Fee-----

Special Assessments-----

Election Expenses-----

Advertising Delinquent-----

Total Additional Receipts-----

Total Additional Deductions-----

Total All Receipts----- 5,102.50

Total All Deductions-----

ADVANCES-----

NET D I S T R I B U T I O N-----

5,102.50



-----COUNTY AUDITOR

-----DEPUTY AUDITOR

VANGUARD JVSD

J V S 3C

		TX/RT	EF/RT	REAL	PERS-PROP	TOTAL	FEE	RECEIPTS				
		MILLS	MILLS	RECEIPTS	RECEIPTS	RECEIPTS	A/T/REA	NET-OF-FEES	NON-BUSI	OWNER	OC	HOMESTEAD
							DETAC					
GENERAL		1.600		293435.07	19142.15	312577.22	9501.58	302564.74	23863.01	3011.42		7017.94
# 57		1.600000000		249934.92		8188.95	7658.78	409.45	241866.69	23856.86	3009.77	7004.25
1976/	/CONT	1.600000000		43500.15		2029.08	1842.80	101.45	60698.05	6.15	1.65	13.69
						10218.03	D 510.90					

A L L L E V I E S												
				293,435.07	19,142.15		9,501.58		302,564.74	23,863.01	3,011.42	7,017.94
	CLASS-1						7,658.78	409.45		23,856.86		7,004.25
				249,934.92		8188.95			241,866.69		3,009.77	
	CLASS-2						1,842.80	101.45		6.15		13.69
				43,500.15		2029.08			60,698.05		1.65	
							D 510.90					
	1.600					312,577.22						
		1.6000	AGR-RES									
		1.6000	COM-IND									

10,218.03 Delinquent Tax Receipts--included in figures shown above

VANGUARD JVSD

J V S 3C

ADDITIONAL
SOURCES OF RECEIPTS

ADDITIONAL
DEDUCTIONS

Other-----

Other-----

Estate Tax-----

County Health Dept-----

Cigarette Tax-----

Personal Property Reimb Admin Fee-----

Special Assessments-----

Election Expenses-----

Advertising Delinquent-----

Total Additional Receipts-----

Total Additional Deductions-----

Total All Receipts----- 302,564.74

Total All Deductions-----

ADVANCES-----

N E T D I S T R I B U T I O N----- 302,564.74



-----COUNTY AUDITOR

-----DEPUTY AUDITOR

TRI-RIVERS JVSD							J V S				3D
F E E S							R E C E I P T S				
TX/RT	EF/RT	REAL	PERS-PROP	TOTAL	A/T/REA		NET-OF-FEES	NON-BUSI	OWNER	OC	HOMESTEAD
MILLS	MILLS	RECEIPTS	RECEIPTS	RECEIPTS	DETAC						
GENERAL	1.300	3249.10	372.00	3621.10	107.35		3510.42	265.45	29.08		62.37
# 58	.688941500	2895.55		66.65	87.77	3.33	2804.45	265.45	29.08		62.37
1997/2017/2021	1.159980900	353.55			19.58		705.97				
				66.65 D	3.33						
GENERAL	2.100	4220.09	600.93	4821.02	142.52		4674.20	342.20	37.48		80.40
# 59	.888136200	3732.75		85.92	113.15	4.30	3615.30	342.20	37.48		80.40
1978/ /CONT	1.598942100	487.34			29.37		1058.90				
				85.92 D	4.30						
GENERAL	1.000	2021.18	286.16	2307.34	68.18		2237.11	162.95	17.85		38.29
# 60	.422922000	1777.50		40.91	53.88	2.05	1721.57	162.95	17.85		38.29
1989/2014/CONT	.799489000	243.68			14.30		515.54				
				40.91 D	2.05						
A L L	L E V I E S		1,259.09		318.05			770.60			181.06
		9,490.37					10,421.73		84.41		
	CLASS-1				254.80	9.68		770.60			181.06
		8,405.80		193.48			8,141.32		84.41		
	CLASS-2				63.25						
		1,084.57					2,280.41				
					D	9.68					
	4.400			10,749.46							
	1.9999	AGR-RES									
	3.5582	COM-IND									

193.48 Delinquent Tax Receipts--included in figures shown above

TRI-RIVERS JVSD

J V S 3D

ADDITIONAL
SOURCES OF RECEIPTS

ADDITIONAL
DEDUCTIONS

Other-----

Other-----

Estate Tax-----

County Health Dept-----

Cigarette Tax-----

Personal Property Reimb Admin Fee-----

Special Assessments-----

Election Expenses-----

Advertising Delinquent-----

Total Additional Receipts-----

Total Additional Deductions-----

Total All Receipts----- 10,421.73

Total All Deductions-----

ADVANCES-----

N E T D I S T R I B U T I O N-----

10,421.73



-----COUNTY AUDITOR

-----DEPUTY AUDITOR

PIONEER JVSD

J V S 3H

		TX/RT	EF/RT	REAL	PERS-PROP	TOTAL	FEEES	RECEIPTS				
		MILLS	MILLS	RECEIPTS	RECEIPTS	RECEIPTS	A/T/REA	NET-OF-FEES	NON-BUSI	OWNER	OC	HOMESTEAD
							DETAC					
GENERAL	1.000			9243.10	989.69	10232.79	309.05	9883.92	803.53	104.12		311.48
# 61		.613439000		8644.74		657.05	266.19	32.85	8345.70	803.53	104.12	311.48
1983/	/CONT	.930477000		598.36		139.40	42.86	6.97	1538.22			
						796.45 D	39.82					
GENERAL	1.700			25724.82	1682.49	27407.31	761.33	26548.67				803.71
# 62 NO RLBK		1.582846200		24647.85		1695.39	686.84	84.77	23876.24			803.71
2014/	/CONT	1.674727800		1076.97		250.89	74.49	12.54	2672.43			
						1946.28 D	97.31					
GENERAL	1.000			8402.78	989.69	9392.47	283.59	9073.10	735.44	95.29		285.09
# 63		.561464000		7912.31		601.38	243.63	30.07	7638.61	735.44	95.29	285.09
1980/	/CONT	.762703000		490.47		114.26	39.96	5.71	1434.49			
						715.64 D	35.78					

A L L L E V I E S				3,661.87		1,353.97			1,538.97		1,400.28
			43,370.70					45,505.69		199.41	
	CLASS-1					1,196.66	147.69		1,538.97		1,400.28
			41,204.90		2953.82			39,860.55		199.41	
	CLASS-2					157.31	25.22				
			2,165.80		504.55			5,645.14			
					D	172.91					
	3.700				47,032.57						
		2.7576	AGR-RES								
		3.3678	COM-IND								

3,458.37 Delinquent Tax Receipts--included in figures shown above

PIONEER JVSD

J V S 3H

ADDITIONAL
SOURCES OF RECEIPTS

ADDITIONAL
DEDUCTIONS

Other-----

Other-----

Estate Tax-----

County Health Dept-----

Cigarette Tax-----

Personal Property Reimb Admin Fee-----

Special Assessments-----

Election Expenses-----

Advertising Delinquent-----

Total Additional Receipts-----

Total Additional Deductions-----

Total All Receipts----- 45,505.69

Total All Deductions-----

ADVANCES-----

N E T D I S T R I B U T I O N-----

45,505.69



-----COUNTY AUDITOR

-----DEPUTY AUDITOR

ALL J V S

```

-----
                REAL      PERS-PROP      TOTAL      FEES
                RECEIPTS  RECEIPTS    RECEIPTS  A/T/REA
-----
                REAL      PERS-PROP      TOTAL      FEES
                RECEIPTS  RECEIPTS    RECEIPTS  A/T/REA
                DETAC
                RECEIPTS
                NET-OF-FEES NON-BUSI OWNER OC HOMESTEAD
-----

```

```

A L L      J V S
                351184.46  24452.42
                                D      11325.51
                                716.71
                375636.88
                363594.66  26437.11  3312.59  8669.03

```

ANTRIM TOWNSHIP							TOWNSHIP 4A				
	TX/RT MILLS	EF/RT MILLS	REAL RECEIPTS	PERS-PROP RECEIPTS	TOTAL RECEIPTS	FEE A/T/REA DETAC	RECEIPTS				
							NET-OF-FEES	NON-BUSI	OWNER OC	HOMESTEAD	
GENERAL	.400		6307.93	412.24	6720.17	202.78	6498.12	548.91	62.27	182.74	
# 64	.400000000		5992.29		333.86	183.13	16.69	5792.47	548.91	62.27	182.74
/ /	.400000000		315.64		51.57	19.65	2.58	705.65			
					385.43 D	19.27					
ROAD	.800		10854.63	709.95	11564.58	347.40	11194.58	956.80	102.50	248.87	
# 65	.800000000		10544.01		451.93	319.84	22.60	10201.57	956.80	102.50	248.87
/ /	.800000000		310.62			27.56		993.01			
					451.93 D	22.60					
A L L	L E V I E S			1,122.19		550.18			1,505.71		431.61
			17,162.56					17,692.70	164.77		
	CLASS-1					502.97	39.29		1,505.71		431.61
			16,536.30		785.79			15,994.04	164.77		
	CLASS-2					47.21	2.58				
			626.26			51.57		1,698.66			
						D					
						41.87					
	1.200				18,284.75						
		1.2000	AGR-RES								
		1.2000	COM-IND								

837.36 Delinquent Tax Receipts--included in figures shown above

ANTRIM TOWNSHIP

TOWNSHIP 4A

ADDITIONAL
SOURCES OF RECEIPTS

ADDITIONAL
DEDUCTIONS

Other-----

Other-----

Estate Tax-----

County Health Dept----- 1,864.80

Cigarette Tax-----

Personal Property Reimb Admin Fee-----

Special Assessments-----

Election Expenses----- 498.60

Advertising Delinquent-----

Total Additional Receipts-----

Total Additional Deductions----- 2,363.40

Total All Receipts----- 17,692.70

Total All Deductions----- 2,363.40

ADVANCES-----

N E T D I S T R I B U T I O N-----

15,329.30



-----COUNTY AUDITOR

-----DEPUTY AUDITOR

CRANE TOWNSHIP

TOWNSHIP 4B

	TX/RT MILLS	EF/RT MILLS	REAL RECEIPTS	PERS-PROP RECEIPTS	TOTAL RECEIPTS	FEEs		RECEIPTS			
						A/T/REA DETAC		NET-OF-FEES	NON-BUSI	OWNER OC	HOMESTEAD
GENERAL	.500		41020.55	2208.48	43229.03	1329.70		41843.11	2943.78	478.06	1140.56
# 66	.500000000		29449.72		687.22	917.74	34.36	28497.62	2941.86	477.88	1138.42
/ /	.500000000		11570.83		437.09	411.96	21.86	13345.49	1.92	.18	2.14
					1124.31	D 56.22					
GENERAL	.500		40552.28	2208.48	42760.76	1217.31		41492.56			1057.36
# 67 NO RLBK	.463579500		30475.22		637.16	850.89	31.86	29592.47			1055.50
2017/ /2021	.435372000		10077.06		380.59	366.42	19.03	11900.09			1.86
					1017.75	D 50.89					
ROAD	.700		12051.04	1017.23	13068.27	387.98		12665.94	1015.87	106.45	186.40
# 68	.700000000		11514.56		286.92	345.89	14.35	11154.32	1013.38	106.20	183.40
/ /	.700000000		536.48			42.09		1511.62	2.49	.25	3.00
					286.92	D 14.35					
A L L	L E V I E S			5,434.19		2,934.99			3,959.65		2,384.32
			93,623.87					96,001.61		584.51	
	CLASS-1					2,114.52	80.57		3,955.24		2,377.32
			71,439.50		1611.30			69,244.41		584.08	
	CLASS-2					820.47	40.89		4.41		7.00
			22,184.37		817.68			26,757.20		.43	
						D 121.46					
	1.700				99,058.06						
		1.6635	AGR-RES								
		1.6353	COM-IND								

2,428.98 Delinquent Tax Receipts--included in figures shown above

CRANE TOWNSHIP

TOWNSHIP 4B

ADDITIONAL
SOURCES OF RECEIPTS

ADDITIONAL
DEDUCTIONS

Other-----

Other-----

Estate Tax-----

County Health Dept----- 2,210.74

Cigarette Tax-----

Personal Property Reimb Admin Fee-----

Special Assessments-----

Election Expenses----- 2,337.91

Advertising Delinquent-----

Total Additional Receipts-----

Total Additional Deductions----- 4,548.65

Total All Receipts----- 96,001.61

Total All Deductions----- 4,548.65

ADVANCES-----

NET DISTRIBUTION----- 91,452.96



-----COUNTY AUDITOR

-----DEPUTY AUDITOR

CRAWFORD TOWNSHIP							TOWNSHIP 4C			
F E E S							R E C E I P T S			
TX/RT	EF/RT	REAL	PERS-PROP	TOTAL	A/T/REA					
MILLS	MILLS	RECEIPTS	RECEIPTS	RECEIPTS	DETAC	NET-OF-FEES	NON-BUSI	OWNER OC	HOMESTEAD	
GENERAL	.200	9296.12	315.07	9611.19	290.36	9305.40	780.50	116.09	246.91	
# 69	.200000000	7724.71		264.09	239.32	13.20	7472.19	780.48	246.91	
/ /	.200000000	1571.41		44.51	51.04	2.23	1833.21	.02		
				308.60 D	15.43					
ROAD	1.400	26547.49	1723.02	28270.51	847.73	27396.83	2375.88	247.85	506.01	
# 70	1.400000000	24537.38		507.36	746.62	25.37	23765.39	2375.88	506.01	
/ /	1.400000000	2010.11		11.72	101.11	.58	3631.44			
				519.08 D	25.95					
A L L	L E V I E S		2,038.09		1,138.09		3,156.38		752.92	
	CLASS-1	35,843.61			985.94	38.57	36,702.23	363.94	752.92	
	CLASS-2	32,262.09		771.45	152.15	2.81	31,237.58	363.94		
		3,581.52		56.23			5,464.65	.02		
				D	41.38					
1.600				37,881.70						
	1.6000 AGR-RES									
	1.6000 COM-IND									

827.68 Delinquent Tax Receipts--included in figures shown above

CRAWFORD TOWNSHIP

TOWNSHIP 4C

ADDITIONAL
SOURCES OF RECEIPTS

ADDITIONAL
DEDUCTIONS

Other-----

Other-----

Estate Tax-----

County Health Dept----- 2,418.50

Cigarette Tax-----

Personal Property Reimb Admin Fee-----

Special Assessments-----

Election Expenses----- 1,282.10

Advertising Delinquent-----

Total Additional Receipts-----

Total Additional Deductions----- 3,700.60

Total All Receipts----- 36,702.23

Total All Deductions----- 3,700.60

ADVANCES-----

N E T D I S T R I B U T I O N-----

33,001.63



-----COUNTY AUDITOR

-----DEPUTY AUDITOR

EDEN TOWNSHIP							TOWNSHIP 4D			
	TX/RT MILLS	EF/RT MILLS	REAL RECEIPTS	PERS-PROP RECEIPTS	TOTAL RECEIPTS	FEEES	RECEIPTS			
						A/T/REA DETAC	NET-OF-FEES	NON-BUSI	OWNER OC	HOMESTEAD
EDEN NORTH FIRE P	1.400		5494.90	536.31	6031.21	180.54	5830.07	484.19	49.99	117.33
# 71		.909837600	5460.45		411.96	164.94	20.60	5274.91	484.19	49.99
2008/2018/2022		1.001201600	34.45			15.60		555.16		
					411.96 D	20.60				
GENERAL	.400		5621.04	294.92	5915.96	178.92	5719.57	504.69	60.57	145.68
# 72		.400000000	5524.86		340.99	168.28	17.05	5339.53	504.69	60.57
/ /		.400000000	96.18			8.36	.42	380.04		
					349.35 D	17.47				
ROAD	.700		8727.89	389.43	9117.32	274.76	8819.75	775.40	86.34	196.55
# 73		.700000000	8608.86		446.27	260.88	22.31	8325.67	775.40	86.34
/ /		.700000000	119.03			9.99	.50	494.08		
					456.26 D	22.81				
A L L	L E V I E S			1,220.66		634.22			1,764.28	459.56
			19,843.83					20,369.39	196.90	
	CLASS-1				1199.22	594.10	59.96		1,764.28	459.56
			19,594.17					18,940.11	196.90	
	CLASS-2					40.12	.92			
			249.66			18.35		1,429.28		
						D				
						60.88				
	2.500				21,064.49					
		2.0098	AGR-RES							
		2.1012	COM-IND							

1,217.57 Delinquent Tax Receipts--included in figures shown above

EDEN TOWNSHIP

TOWNSHIP 4D

ADDITIONAL SOURCES OF RECEIPTS

ADDITIONAL DEDUCTIONS

Other-----

Other-----

Estate Tax-----

County Health Dept----- 1,644.99

Cigarette Tax-----

Personal Property Reimb Admin Fee-----

Special Assessments-----

Election Expenses----- 620.40

Advertising Delinquent-----

Total Additional Receipts-----

Total Additional Deductions----- 2,265.39

Total All Receipts----- 20,369.39

Total All Deductions----- 2,265.39

ADVANCES-----

NET DISTRIBUTION----- 18,104.00



-----COUNTY AUDITOR

-----DEPUTY AUDITOR

JACKSON TOWNSHIP

TOWNSHIP 4E

		F E E S					R E C E I P T S				
	TX/RT MILLS	EF/RT MILLS	REAL RECEIPTS	PERS-PROP RECEIPTS	TOTAL RECEIPTS	A/T/REA DETAC	NET-OF-FEES	NON-BUSI	OWNER OC	HOMESTEAD	
GENERAL	.500		5164.04	233.34	5397.38	159.87	5228.65	436.42	32.07	58.35	
# 74	.500000000		5110.02		177.17	152.12	4949.04	436.42	32.07	58.35	
/ /	.500000000		54.02			7.75	279.61				
					177.17 D	8.86					
GENERAL	1.500		11328.96	700.02	12028.98	355.69	11653.92	954.06	70.11	127.57	
# 75	1.093059000		11171.10		387.34	332.54	10819.19	954.06	70.11	127.57	
2012/2017/2021	1.461003000		157.86			23.15	834.73				
					387.34 D	19.37					
ROAD	.900		8983.56	393.48	9377.04	277.79	9084.38	764.41	54.54	97.99	
# 76	.900000000		8966.48		297.32	266.71	8684.90	764.41	54.54	97.99	
/ /	.900000000		17.08			11.08	399.48				
					297.32 D	14.87					
A L L	L E V I E S			1,326.84		793.35		2,154.89		283.91	
			25,476.56				25,966.95		156.72		
	CLASS-1					751.37	43.10	2,154.89		283.91	
			25,247.60		861.83		24,453.13		156.72		
	CLASS-2					41.98					
			228.96				1,513.82				
	2.900					D					
					26,803.40	43.10					
			2.4930 AGR-RES								
			2.8610 COM-IND								

861.83 Delinquent Tax Receipts--included in figures shown above

JACKSON TOWNSHIP

TOWNSHIP 4E

ADDITIONAL
SOURCES OF RECEIPTS

ADDITIONAL
DEDUCTIONS

Other-----

Other-----

Estate Tax-----

County Health Dept----- 1,389.88

Cigarette Tax-----

Personal Property Reimb Admin Fee-----

Special Assessments-----

Election Expenses----- 269.55

Advertising Delinquent-----

Total Additional Receipts-----

Total Additional Deductions----- 1,659.43

Total All Receipts----- 25,966.95

Total All Deductions----- 1,659.43

ADVANCES-----

NET DISTRIBUTION----- 24,307.52



-----COUNTY AUDITOR

-----DEPUTY AUDITOR

MIFFLIN TOWNSHIP

TOWNSHIP 4F

		TX/RT	EF/RT	REAL	PERS-PROP	TOTAL	A/T/REA	RECEIPTS			
		MILLS	MILLS	RECEIPTS	RECEIPTS	RECEIPTS	DETAC	NET-OF-FEES	NON-BUSI	OWNER OC	HOMESTEAD
GENERAL		.400		6321.02	158.18	6479.20	193.93	6281.02	565.79	49.28	89.00
# 77	/ /	.400000000		6256.10		85.03	187.83	4.25	6064.02	565.79	49.28
		.400000000		64.92			6.10		217.00		
						85.03 D	4.25				
ROAD		.900		13956.48	342.04	14298.52	427.52	13861.43	1256.26	107.85	172.69
# 78	/ /	.900000000		13928.63		191.33	417.35	9.57	13501.71	1256.26	107.85
		.900000000		27.85			10.17		359.72		
						191.33 D	9.57				
A L L L E V I E S					500.22		621.45		20,142.45	1,822.05	261.69
			CLASS-1	20,277.50			605.18	13.82		157.13	
			CLASS-2	20,184.73		276.36	16.27		19,565.73	1,822.05	261.69
				92.77					576.72	157.13	
							D				
		1.300					13.82				
			1.3000 AGR-RES			20,777.72					
			1.3000 COM-IND								

276.36 Delinquent Tax Receipts--included in figures shown above

MIFFLIN TOWNSHIP

TOWNSHIP 4F

ADDITIONAL SOURCES OF RECEIPTS

ADDITIONAL DEDUCTIONS

Other-----

Other-----

Estate Tax-----

County Health Dept----- 1,963.61

Cigarette Tax-----

Personal Property Reimb Admin Fee-----

Special Assessments-----

Election Expenses----- 269.55

Advertising Delinquent-----

Total Additional Receipts-----

Total Additional Deductions----- 2,233.16

Total All Receipts----- 20,142.45

Total All Deductions----- 2,233.16

ADVANCES-----

N E T D I S T R I B U T I O N-----

17,909.29



-----COUNTY AUDITOR

-----DEPUTY AUDITOR

MARSEILLES TOWNSHIP TOWNSHIP 4G

		MARSEILLES TOWNSHIP				TOWNSHIP 4G					
		FEEES									
	TX/RT	EF/RT	REAL	PERS-PROP	TOTAL	A/T/REA	RECEIPTS				
	MILLS	MILLS	RECEIPTS	RECEIPTS	RECEIPTS	DETAC	NET-OF-FEES	NON-BUSI	OWNER	OC	HOMESTEAD
FIRE PROTECTION	1.000		4606.83	792.69	5399.52	158.95	5214.25	377.96	24.00		88.58
# 79	.570091000		4577.57		526.32	136.77	26.32	4414.48	377.96	24.00	88.58
1994/2019/2023	.789655000		29.26			22.18		799.77			
					526.32 D	26.32					
GENERAL	1.000		4606.83	792.69	5399.52	158.95	5214.25	377.96	24.00		88.58
# 80	.570091000		4577.57		526.32	136.77	26.32	4414.48	377.96	24.00	88.58
1993/2018/2022	.789655000		29.26			22.18		799.77			
					526.32 D	26.32					
GENERAL	.700		5646.60	554.88	6201.48	183.61	5985.56	464.10	29.48		108.76
# 81	.700000000		5620.66		646.26	167.93	32.31	5420.42	464.10	29.48	108.76
/ /	.700000000		25.94			15.68		565.14			
					646.26 D	32.31					
GENERAL	2.000		9150.47	1585.37	10735.84	316.01	10367.56	750.72	47.68		175.93
# 82	1.132316000		9091.94		1045.39	271.65	52.27	8768.02	750.72	47.68	175.93
1981/2016/2020	1.579310000		58.53			44.36		1599.54			
					1045.39 D	52.27					
ROAD	.400		3063.72	301.46	3365.18	99.26	3247.84	250.55	14.61		47.99
# 83	.400000000		3058.78		361.52	90.99	18.08	2949.71	250.55	14.61	47.99
/ /	.400000000		4.94			8.27		298.13			
					361.52 D	18.08					
A L L	L E V I E S			4,027.09		916.78			2,221.29		509.84
	CLASS-1		27,074.45			804.11	155.30	30,029.46		139.77	509.84
	CLASS-2		26,926.52		3105.81			25,967.11	2,221.29	139.77	
			147.93			112.67					
								4,062.35			
						D					
	5.100				31,101.54	155.30					
	3.3723	AGR-RES									
	4.2585	COM-IND									

3,105.81 Delinquent Tax Receipts--included in figures shown above

MARSEILLES TOWNSHIP

TOWNSHIP 4G

ADDITIONAL SOURCES OF RECEIPTS		ADDITIONAL DEDUCTIONS	
Other-----		Other-----	
Estate Tax-----		County Health Dept-----	982.50
Cigarette Tax-----		Personal Property Reimb Admin Fee-----	
Special Assessments-----		Election Expenses-----	304.00
		Advertising Delinquent-----	
Total Additional Receipts-----		Total Additional Deductions-----	1,286.50
Total All Receipts-----	30,029.46	Total All Deductions-----	1,286.50

ADVANCES-----

NET DISTRIBUTION----- 28,742.96

-----COUNTY AUDITOR

-----DEPUTY AUDITOR

PITT TOWNSHIP

TOWNSHIP 4H

		PITT TOWNSHIP				TOWNSHIP 4H				
		REAL		PERS-PROP		TOTAL		RECEIPTS		
TX/RT	EF/RT	RECEIPTS	RECEIPTS	RECEIPTS	RECEIPTS	A/T/REA	NET-OF-FEES	NON-BUSI	OWNER OC	HOMESTEAD
MILLS	MILLS					DETAC				

FIRE PROTECTION	1.500	15751.26	3680.71	19431.97	576.41		18833.83	1407.52	160.44	359.64
# 84	.909237000	14510.52		409.20	443.60		20.46	14046.46	1407.52	359.64
2008/	/CONT	.991341000	1240.74	25.34	132.81		1.27	4787.37		
				434.54 D	21.73					

GENERAL	.800	13768.47	1963.06	15731.53	470.30		15242.21	1238.42	141.17	316.44
# 85	.800000000	12767.21		360.03	390.30		18.00	12358.91	1238.42	316.44
/	/	.800000000	1001.26	20.45	80.00		1.02	2883.30		
				380.48 D	19.02					

ROAD	.600	8791.00	1391.59	10182.59	303.81		9867.98	826.28	90.91	158.40
# 86	.600000000	8553.54		200.71	259.85		10.04	8283.65	826.28	158.40
/	/	.600000000	237.46	15.34	43.96		.76	1584.33		
				216.05 D	10.80					

A L L	L E V I E S		7,035.36		1,350.52			3,472.22		834.48
		38,310.73						43,944.02	392.52	
	CLASS-1				1,093.75		48.50	3,472.22		834.48
		35,831.27		969.94				34,689.02	392.52	
	CLASS-2				256.77		3.05			
		2,479.46		61.13				9,255.00		
				D	51.55					
	2.900			45,346.09						
		2.3092 AGR-RES								
		2.3913 COM-IND								

1,031.07 Delinquent Tax Receipts--included in figures shown above

PITT TOWNSHIP

TOWNSHIP 4H

ADDITIONAL
SOURCES OF RECEIPTS

ADDITIONAL
DEDUCTIONS

Other-----

Other-----

Estate Tax-----

County Health Dept----- 2,141.54

Cigarette Tax-----

Personal Property Reimb Admin Fee-----

Special Assessments-----

Election Expenses----- 269.55

Advertising Delinquent-----

Total Additional Receipts-----

Total Additional Deductions----- 2,411.09

Total All Receipts----- 43,944.02

Total All Deductions----- 2,411.09

ADVANCES-----

NET DISTRIBUTION----- 41,532.93



-----COUNTY AUDITOR

-----DEPUTY AUDITOR

RICHLAND TOWNSHIP							TOWNSHIP 4I			
	TX/RT	EF/RT	REAL	PERS-PROP	TOTAL	FEE	RECEIPTS			
	MILLS	MILLS	RECEIPTS	RECEIPTS	RECEIPTS	A/T/REA	NET-OF-FEES	NON-BUSI	OWNER OC	HOMESTEAD
						DETAC				
FIRE	.500		3679.97	405.43	4085.40	121.88	3956.59	336.67	28.68	60.29
# 87	.262590000		3556.27		130.63	107.46	6.53	3442.28	336.67	28.68
2005/2015/2019	.500000000		123.70		8.02	14.42	.40	514.31		
					138.65 D	6.93				
GENERAL	1.000		10109.59	810.86	10920.45	326.95	10574.58	933.64	79.55	167.20
# 88	.728211000		9862.20		362.25	298.00	18.11	9546.09	933.64	79.55
2012/2017/2021	1.000000000		247.39		16.05	28.95	.81	1028.49		
					378.30 D	18.92				
GENERAL	.300		2457.29	243.25	2700.54	80.67	2615.25	225.60	19.22	40.40
# 89	.175962000		2383.07		87.53	72.01	4.38	2306.68	225.60	19.22
2010/2019/2023	.300000000		74.22		4.82	8.66	.24	308.57		
					92.35 D	4.62				
GENERAL	.400		5516.18	324.35	5840.53	175.32	5654.94	512.84	43.69	91.84
# 90	.400000000		5417.22		198.97	163.69	9.95	5243.58	512.84	43.69
/ /	.400000000		98.96		6.42	11.63	.32	411.36		
					205.39 D	10.27				
ROAD	.400		4746.04	300.26	5046.30	150.94	4889.23	444.15	34.21	63.70
# 91	.400000000		4733.99		117.74	142.38	5.89	4585.72	444.15	34.21
/ /	.400000000		.12.05		4.89	8.56	.24	303.51		
					122.63 D	6.13				
A L L	L E V I E S		26,509.07	2,084.15		855.76		27,690.59	2,452.90	423.43
	CLASS-1					783.54	44.86	2,452.90	205.35	423.43
	CLASS-2		25,952.75		897.12			25,124.35	205.35	
			556.32		40.20	72.22	2.01	2,566.24		
					D	46.87				
2.600					28,593.22					
	1.9666 AGR-RES									
	2.6000 COM-IND									

937.32 Delinquent Tax Receipts--included in figures shown above

RICHLAND TOWNSHIP

TOWNSHIP 4I

ADDITIONAL
SOURCES OF RECEIPTS

ADDITIONAL
DEDUCTIONS

Other-----

Other-----

Estate Tax-----

County Health Dept----- 1,752.61

Cigarette Tax-----

Personal Property Reimb Admin Fee-----

Special Assessments-----

Election Expenses----- 323.05

Advertising Delinquent-----

Total Additional Receipts-----

Total Additional Deductions----- 2,075.66

Total All Receipts----- 27,690.59

Total All Deductions----- 2,075.66

ADVANCES-----

NET DISTRIBUTION----- 25,614.93



-----COUNTY AUDITOR

-----DEPUTY AUDITOR

RIDGE TOWNSHIP							TOWNSHIP 4J			
TX/RT MILLS	EF/RT MILLS	REAL RECEIPTS	PERS-PROP RECEIPTS	TOTAL RECEIPTS	FEES		RECEIPTS			
					A/T/REA DETAC		NET-OF-FEES	NON-BUSI	OWNER	OC
FIRE # 92	.700	2507.49	309.73	2817.22	84.53		2729.61	246.48	24.25	44.39
1998/2018/2022	.317804200	2441.43		61.69	74.39	3.08	2363.96	246.48	24.25	44.39
	.586611900	66.06			10.14		365.65			
				61.69 D	3.08					
FIRE # 93	.800	2203.35	353.98	2557.33	76.42		2478.22	214.82	21.14	38.70
1988/2018/2022	.276985600	2127.85		53.77	64.83	2.69	2060.33	214.82	21.14	38.70
	.670413600	75.50			11.59		417.89			
				53.77 D	2.69					
GENERAL # 94	.900	7015.28	398.22	7413.50	224.14		7180.62	698.02	68.68	125.75
/ /	.900000000	6913.93		174.72	210.66	8.74	6694.53	698.02	68.68	125.75
	.900000000	101.35			13.48		486.09			
				174.72 D	8.74					
ROAD # 95	.200	1558.95	88.49	1647.44	49.81		1595.69	155.12	15.26	27.94
/ /	.200000000	1536.43		38.83	46.81	1.94	1487.68	155.12	15.26	27.94
	.200000000	22.52			3.00		108.01			
				38.83 D	1.94					
A L L L E V I E S			1,150.42		434.90			1,314.44		236.78
CLASS-1		13,285.07			396.69	16.45	13,984.14	1,314.44	129.33	236.78
CLASS-2		13,019.64		329.01	38.21		12,606.50	1,314.44	129.33	
		265.43					1,377.64			
2.600					D 16.45					
	1.6947	AGR-RES		14,435.49						
	2.3570	COM-IND								

329.01 Delinquent Tax Receipts--included in figures shown above

RIDGE TOWNSHIP

TOWNSHIP 4J

ADDITIONAL SOURCES OF RECEIPTS		ADDITIONAL DEDUCTIONS	
Other		Other	
Estate Tax		County Health Dept	1,104.17
Cigarette Tax		Personal Property Reimb Admin Fee	
Special Assessments		Election Expenses	308.45
		Advertising Delinquent	
Total Additional Receipts		Total Additional Deductions	1,412.62
Total All Receipts	13,984.14	Total All Deductions	1,412.62

ADVANCES-----

NET DISTRIBUTION----- 12,571.52



-----COUNTY AUDITOR

-----DEPUTY AUDITOR

SALEM TWP						TOWNSHIP 4K					
	TX/RT	EF/RT	REAL	PERS-PROP	TOTAL	FEEES	RECEIPTS				
	MILLS	MILLS	RECEIPTS	RECEIPTS	RECEIPTS	A/T/REA	NET-OF-FEES	NON-BUSI	OWNER	OC	HOMESTEAD
						DETAC					
FIRE	1.000		12168.99	777.00	12945.99	398.99		12522.93	1048.70	108.57	164.21
# 96	.677219000		11208.36		465.90	338.13	23.30	10846.93	1048.70	108.57	164.21
2011/2016/2020	1.000000000		960.63		15.56	60.86	.77	1676.00			
					481.46 D	24.07					
GENERAL	.300		5253.36	233.10	5486.46	168.18		5307.73	464.57	48.09	72.75
# 97	.300000000		4965.17		206.39	149.79	10.32	4805.06	464.57	48.09	72.75
/ /	.300000000		288.19		4.67	18.39	.23	502.67			
					211.06 D	10.55					
ROAD	1.400		24489.66	1080.81	25570.47	783.91		24737.31	2166.53	224.46	339.47
# 98	1.400000000		23144.78		963.14	698.27	48.16	22398.35	2166.53	224.46	339.47
/ /	1.400000000		1344.88		21.78	85.64	1.09	2338.96			
					984.92 D	49.25					
A L L	L E V I E S			2,090.91		1,351.08			3,679.80		576.43
		CLASS-1	41,912.01					42,567.97		381.12	
		CLASS-2	39,318.31		1635.43	1,186.19	81.78	38,050.34	3,679.80	381.12	576.43
			2,593.70		42.01	164.89	2.09	4,517.63			
					D	83.87					
	2.700				44,002.92						
		2.3772	AGR-RES								
		2.7000	COM-IND								

1,677.44 Delinquent Tax Receipts--included in figures shown above

SALEM TOWNSHIP

TOWNSHIP 4K

ADDITIONAL SOURCES OF RECEIPTS

ADDITIONAL DEDUCTIONS

Other-----

Other-----

Estate Tax-----

County Health Dept----- 2,378.95

Cigarette Tax-----

Personal Property Reimb Admin Fee-----

Special Assessments-----

Election Expenses----- 323.05

Advertising Delinquent-----

Total Additional Receipts-----

Total Additional Deductions----- 2,702.00

Total All Receipts----- 42,567.97

Total All Deductions----- 2,702.00

ADVANCES-----

NET DISTRIBUTION----- 39,865.97



-----COUNTY AUDITOR

-----DEPUTY AUDITOR

SYCAMORE TOWNSHIP

TOWNSHIP 4L

		F E E S				R E C E I P T S				
	TX/RT MILLS	EF/RT MILLS	REAL RECEIPTS	PERS-PROP RECEIPTS	TOTAL RECEIPTS	A/T/REA DETAC	NET-OF-FEES	NON-BUSI	OWNER OC	HOMESTEAD
FIRE	.500		3496.41	555.78	4052.19	120.66	3916.87	280.14	34.85	104.14
# 99		.202586500	2971.14		188.19	91.49	9.41	2870.24	280.14	34.85
1988/ /CONT		.488704500	525.27		105.09	29.17	5.25	1046.63		
					293.28 D	14.66				
FIRE PROTECTION	1.000		6699.46	1062.17	7761.63	230.59	7510.05	591.54	56.09	135.39
#100		.639358000	6626.16		406.44	199.94	20.32	6405.90	591.54	56.09
2008/2018/2022		1.000000000	73.30		13.30	30.65	.67	1104.15		
					419.74 D	20.99				
GENERAL	.500		7870.41	555.78	8426.19	255.30	8142.29	691.41	86.01	257.02
#101		.500000000	7332.99		464.48	225.80	23.22	7083.97	691.41	86.01
/ /		.500000000	537.42		107.51	29.50	5.38	1058.32		
					571.99 D	28.60				
ROAD	.500		5218.54	531.08	5749.62	171.68	5561.71	462.60	43.86	105.88
#102		.500000000	5181.89		317.85	156.36	15.89	5009.64	462.60	43.86
/ /		.500000000	36.65		6.65	15.32	.34	552.07		
					324.50 D	16.23				
A L L	L E V I E S			2,704.81		778.23		2,025.69		602.43
	CLASS-1		23,284.82			673.59	68.84	25,130.92	220.81	602.43
	CLASS-2		22,112.18		1376.96	104.64	11.64	21,369.75	220.81	
			1,172.64		232.55			3,761.17		
	2.500				D	80.48				
	1.8418 AGR-RES				25,989.63					
	2.4887 COM-IND									

1,609.51 Delinquent Tax Receipts--included in figures shown above

SYCAMORE TOWNSHIP

TOWNSHIP 4L

ADDITIONAL
SOURCES OF RECEIPTS

ADDITIONAL
DEDUCTIONS

Other-----

Other-----

Estate Tax-----

County Health Dept----- 1,445.07

Cigarette Tax-----

Personal Property Reimb Admin Fee-----

Special Assessments-----

Election Expenses----- 560.95

Advertising Delinquent-----

Total Additional Receipts-----

Total Additional Deductions----- 2,006.02

Total All Receipts----- 25,130.92

Total All Deductions----- 2,006.02

ADVANCES-----

NET DISTRIBUTION----- 23,124.90



-----COUNTY AUDITOR

-----DEPUTY AUDITOR

TYMOCHTEE TOWNSHIP						TOWNSHIP 4M				
F E E S										
TX/RT	EF/RT	REAL	PERS-PROP	TOTAL	A/T/REA	R E C E I P T S				
MILLS	MILLS	RECEIPTS	RECEIPTS	RECEIPTS	DETAC	NET-OF-FEES	NON-BUSI	OWNER	OC	HOMESTEAD
FIRE	2.000	22684.36	3133.05	25817.41	770.96	25009.92	2057.07	207.78		486.66
#103	1.303840000	21995.49		480.87	667.58	24.04	21303.87	2057.07	206.56	478.92
2009/2019/2023	1.812038000	688.87		249.80	103.38	12.49	3706.05		1.22	7.74
				730.67 D	36.53					
GENERAL	1.200	20699.94	1879.83	22579.77	677.61	21871.76	1893.24	190.91		445.90
#104	1.200000000	20243.75		442.58	614.41	22.13	19607.21	1893.24	190.10	440.77
/ /	1.200000000	456.19		165.43	63.20	8.27	2264.55		.81	5.13
				608.01 D	30.40					
ROAD	.900	15524.96	1409.88	16934.84	508.21	16403.83	1419.93	143.18		334.43
#105	.900000000	15182.81		331.94	460.81	16.60	14705.40	1419.93	142.58	330.58
/ /	.900000000	342.15		124.07	47.40	6.20	1698.43		.60	3.85
				456.01 D	22.80					
A L L	L E V I E S		6,422.76		1,956.78			5,370.24		1,266.99
		58,909.26				63,285.51		541.87		
	CLASS-1				1,742.80	62.77		5,370.24		1,250.27
		57,422.05		1255.39			55,616.48		539.24	
	CLASS-2				213.98	26.96				16.72
		1,487.21		539.30			7,669.03		2.63	
				D	89.73					
4.100				65,332.02						
	3.4038	AGR-RES								
	3.9120	COM-IND								

1,794.69 Delinquent Tax Receipts--included in figures shown above

T Y M O C H T E E T O W N S H I P

T O W N S H I P 4 M

ADDITIONAL SOURCES OF RECEIPTS		ADDITIONAL DEDUCTIONS	
Other-----		Other-----	
Estate Tax-----		County Health Dept-----	2,257.77
Cigarette Tax-----		Personal Property Reimb Admin Fee-----	
Special Assessments-----		Election Expenses-----	323.05
		Advertising Delinquent-----	
Total Additional Receipts-----		Total Additional Deductions-----	2,580.82
Total All Receipts-----	63,285.51	Total All Deductions-----	2,580.82

ADVANCES-----

N E T D I S T R I B U T I O N----- 60,704.69



-----COUNTY AUDITOR

-----DEPUTY AUDITOR

WYANDOT EAST FIRE DIST

TOWNSHIP 4Y

	TX/RT		REAL RECEIPTS	PERS-PROP RECEIPTS	TOTAL RECEIPTS	FEES		RECEIPTS			
	MILLS	EF/RT MILLS				A/T/REA	DETAC	NET-OF-FEES	NON-BUSI	OWNER OC	HOMESTEAD
FIRE #106	2.500		36828.39	3462.09	40290.48	1211.78		38967.81	3182.79	381.87	1048.03
	1.514272500		34512.19		1869.16	1055.82	93.46	33362.91	3182.79	381.87	1048.03
2006/2016/2020	2.327527500		2316.20		348.69	155.96	17.43	5604.90			
					2217.85	D 110.89					

A L L L E V I E S

			36,828.39	3,462.09		1,211.78		38,967.81	3,182.79	381.87	1,048.03
CLASS-1						1,055.82	93.46	33,362.91	3,182.79	381.87	1,048.03
CLASS-2			34,512.19		1869.16			5,604.90			
			2,316.20		348.69		17.43				
						D 110.89					
2.500					40,290.48						
	1.5142	AGR-RES									
	2.3275	COM-IND									

2,217.85 Delinquent Tax Receipts--included in figures shown above

WYANDOT EAST FIRE DIST

TOWNSHIP 4Y

ADDITIONAL
SOURCES OF RECEIPTS

ADDITIONAL
DEDUCTIONS

Other-----

Other-----

Estate Tax-----

County Health Dept-----

Cigarette Tax-----

Personal Property Reimb Admin Fee-----

Special Assessments-----

Election Expenses-----

Advertising Delinquent-----

Total Additional Receipts-----

Total Additional Deductions-----

Total All Receipts----- 38,967.81

Total All Deductions-----

ADVANCES-----

NET DISTRIBUTION-----

38,967.81



-----COUNTY AUDITOR

-----DEPUTY AUDITOR

ALL TOWNSHIP

		F E E S				R E C E I P T S				
		REAL	PERS-PROP	TOTAL	A/T/REA	RECEIPTS				
		RECEIPTS	RECEIPTS	RECEIPTS	DETAC	NET-OF-FEES	NON-BUSI	OWNER	OC	HOMESTEAD
A L L	TOWNSHIP	478341.73	40619.78		15528.11	502475.75	38082.33	4016.61		10072.42
				D	957.65					
				518961.51						

CAREY CORPORATION

CORPORATION 5A

		F E E S				R E C E I P T S				
	TX/RT MILLS	EF/RT MILLS	REAL RECEIPTS	PERS-PROP RECEIPTS	TOTAL RECEIPTS	A/T/REA DETAC	NET-OF-FEES	NON-BUSI	OWNER OC	HOMESTEAD

FIRE PENSION	.300		8255.45	103.40	8358.85	253.89	8087.38	661.63	121.02	261.94
#107	.300000000		6329.07		287.41	198.98	14.37	6115.72	661.60	121.02
/ /	.300000000		1926.38		64.27	54.91	3.21	1971.66	.03	
					351.68 D	17.58				

GENERAL	1.300		35773.58	448.06	36221.64	1100.17	35045.27	2867.07	524.43	1135.09
#108	1.300000000		27425.95		1245.46	862.27	62.27	26501.41	2866.94	524.43
/ /	1.300000000		8347.63		278.49	237.90	13.93	8543.86	.13	
					1523.95 D	76.20				

POLICE PENSION	.300		8255.45	103.40	8358.85	253.89	8087.38	661.63	121.02	261.94
#109	.300000000		6329.07		287.41	198.98	14.37	6115.72	661.60	121.02
/ /	.300000000		1926.38		64.27	54.91	3.21	1971.66	.03	
					351.68 D	17.58				

A L L	L E V I E S			654.86		1,607.95		4,190.33		1,658.97
			52,284.48				51,220.03		766.47	
	CLASS-1					1,260.23	91.01	4,190.14		1,658.97
			40,084.09		1820.28			38,732.85		766.47
	CLASS-2					347.72	20.35		.19	
			12,200.39		407.03			12,487.18		
					D	111.36				
	1.900				52,939.34					
			1.9000 AGR-RES							
			1.9000 COM-IND							

2,227.31 Delinquent Tax Receipts--included in figures shown above

CAREY CORPORATION

CORPORATION 5A

----- ADDITIONAL SOURCES OF RECEIPTS -----	----- ADDITIONAL DEDUCTIONS -----
Other-----	Other-----
Estate Tax-----	County Health Dept----- 3,059.44
Cigarette Tax-----	Personal Property Reimb Admin Fee-----
Special Assessments-----	Election Expenses----- 960.15
	Advertising Delinquent-----
Total Additional Receipts-----	Total Additional Deductions----- 4,019.59
Total All Receipts----- 51,220.03	Total All Deductions----- 4,019.59

ADVANCES-----

N E T D I S T R I B U T I O N----- 47,200.44



-----COUNTY AUDITOR

-----DEPUTY AUDITOR

HARPSTER CORPORATION

CORPORATION 5B

		F E E S				R E C E I P T S				
	TX/RT MILLS	EF/RT MILLS	REAL RECEIPTS	PERS-PROP RECEIPTS	TOTAL RECEIPTS	A/T/REA DETAC	NET-OF-FEES	NON-BUSI	OWNER OC	HOMESTEAD
GENERAL	.400		1010.41	51.68	1062.09	32.16	1027.62	67.18	9.98	52.61
#110	.400000000		668.08		46.21	21.53	2.31	644.24	67.18	9.98
/ /	.400000000		342.33			10.63		383.38		
					46.21 D	2.31				
GENERAL	2.500		4050.72	322.99	4373.71	133.88	4229.37	304.03	45.15	238.12
#111	1.810292500		3023.58		209.14	97.44	10.46	2915.68	304.03	45.15
2009/2019/2023	1.200185000		1027.14			36.44		1313.69		
					209.14 D	10.46				
GENERAL	4.800		1434.95	620.14	2055.09	61.48	1989.64	115.46	17.15	90.43
#112	.687494400		1148.26		79.42	37.01	3.97	1107.28	115.46	17.15
1976/2016/2020	.334987200		286.69			24.47		882.36		
					79.42 D	3.97				
GENERAL	3.000		2619.07	387.59	3006.66	91.22	2908.79	193.32	28.71	151.41
#113	1.151070000		1922.53		132.98	61.96	6.65	1853.92	193.32	28.71
1991/2016/2020	.813885000		696.54			29.26		1054.87		
					132.98 D	6.65				
GENERAL	2.000		3668.15	258.39	3926.54	111.38	3806.33			200.96
#114 NO RLBK	1.527798000		2846.44		176.50	82.24	8.83	2755.37		200.96
2013/2018/2022	.960148000		821.71			29.14		1050.96		
					176.50 D	8.83				
A L L L E V I E S			12,783.30	1,640.79		430.12		13,961.75	679.99	100.99
	CLASS-1					300.18	32.22	679.99		733.53
	CLASS-2		9,608.89		644.25			9,276.49	100.99	
			3,174.41			129.94		4,685.26		
						D				
						32.22				
	12.700				14,424.09					
	5.5763	AGR-RES								
	3.7089	COM-IND								

644.25 Delinquent Tax Receipts--included in figures shown above

HARPSTER CORPORATION

CORPORATION 5B

ADDITIONAL SOURCES OF RECEIPTS		ADDITIONAL DEDUCTIONS	
Other		Other	
Estate Tax		County Health Dept	274.93
Cigarette Tax		Personal Property Reimb Admin Fee	
Special Assessments		Election Expenses	290.30
		Advertising Delinquent	
Total Additional Receipts		Total Additional Deductions	565.23
Total All Receipts	13,961.75	Total All Deductions	565.23

ADVANCES-----

NET DISTRIBUTION----- 13,396.52



-----COUNTY AUDITOR

-----DEPUTY AUDITOR

KIRBY CORPORATION

CORPORATION 5C

		KIRBY CORPORATION				CORPORATION 5C				
		F E E S				R E C E I P T S				
TX/RT	EF/RT	REAL	PERS-PROP	TOTAL	A/T/REA					
MILLS	MILLS	RECEIPTS	RECEIPTS	RECEIPTS	DETAC	NET-OF-FEES	NON-BUSI	OWNER	OC	HOMESTEAD
GENERAL	.700	449.19	31.41	480.60	14.62	465.14	29.49	4.83		26.91
#115	.700000000	294.90		16.81	9.61	.84	284.45	29.49	4.83	26.91
/	/	.700000000	154.29		5.01		180.69			
				16.81 D	.84					

A L L	L E V I E S		31.41		14.62		29.49			26.91
	CLASS-1	449.19			9.61	.84	465.14	29.49	4.83	26.91
	CLASS-2	294.90		16.81	5.01		284.45		4.83	
		154.29					180.69			
				D	.84					
	.700			480.60						
	.7000 AGR-RES									
	.7000 COM-IND									

16.81 Delinquent Tax Receipts--included in figures shown above

KIRBY CORPORATION

CORPORATION 5C

ADDITIONAL SOURCES OF RECEIPTS		ADDITIONAL DEDUCTIONS	
Other-----		Other-----	
Estate Tax-----		County Health Dept-----	70.57
Cigarette Tax-----		Personal Property Reimb Admin Fee-----	
Special Assessments-----		Election Expenses-----	254.10
		Advertising Delinquent-----	
Total Additional Receipts-----		Total Additional Deductions-----	324.67
Total All Receipts-----	465.14	Total All Deductions-----	324.67

ADVANCES-----

NET DISTRIBUTION----- 140.47



-----COUNTY AUDITOR

-----DEPUTY AUDITOR

MARSEILLES CORPORATION

CORPORATION 5D

		F E E S				R E C E I P T S				
	TX/RT MILLS	EF/RT MILLS	REAL RECEIPTS	PERS-PROP RECEIPTS	TOTAL RECEIPTS	A/T/REA DETAC	NET-OF-FEES	NON-BUSI	OWNER OC	HOMESTEAD
GENERAL	1.800		426.17	70.25	496.42	15.53	479.90	37.35	5.70	36.12
#116	1.020222000		390.31		19.81	12.67	.99	376.65	37.35	5.70
1981/2015/2019	1.451680200		35.86			2.86		103.25		
					19.81 D	.99				
GENERAL	2.000		489.80	78.05	567.85	17.79	548.92	43.06	6.57	41.63
#117	1.176144000		449.96		22.84	14.61	1.14	434.21	43.06	6.57
1993/2018/2022	1.612978000		39.84			3.18		114.71		
					22.84 D	1.14				
GENERAL	.900		366.54	35.12	401.66	12.72	388.07	32.95	5.03	31.86
#118	.900000000		344.31		17.48	11.18	.87	332.26	32.95	5.03
/ /	.900000000		22.23			1.54		55.81		
					17.48 D	.87				
GENERAL	2.000		473.51	78.05	551.56	17.26	533.20	41.51	6.33	40.13
#119	1.133580000		433.67		22.01	14.08	1.10	418.49	41.51	6.33
1981/2015/2019	1.612978000		39.84			3.18		114.71		
					22.01 D	1.10				
GENERAL	3.000		1255.13	117.08	1372.21	39.69	1329.82			98.46
#120 NO RLBK	2.781303000		1181.40		54.01	34.54	2.70	1144.16		98.46
2016/ /2020	2.985099000		73.73			5.15		185.66		
					54.01 D	2.70				
A L L L E V I E S				378.55		102.99		3,279.91	154.87	248.20
	CLASS-1		3,011.15			87.08	6.80	154.87	23.63	248.20
	CLASS-2		2,799.65		136.15	15.91		2,705.77	23.63	
			211.50					574.14		
					D	6.80				
	9.700				3,389.70					
	7.0111 AGR-RES									
	8.5624 COM-IND									

136.15 Delinquent Tax Receipts--included in figures shown above

MARSEILLES CORPORATION

CORPORATION 5D

ADDITIONAL
SOURCES OF RECEIPTS

ADDITIONAL
DEDUCTIONS

Other-----

Other-----

Estate Tax-----

County Health Dept----- 52.14

Cigarette Tax-----

Personal Property Reimb Admin Fee-----

Special Assessments-----

Election Expenses----- 252.42

Advertising Delinquent-----

Total Additional Receipts-----

Total Additional Deductions----- 304.56

Total All Receipts----- 3,279.91

Total All Deductions----- 304.56

ADVANCES-----

N E T D I S T R I B U T I O N-----

2,975.35



-----COUNTY AUDITOR

-----DEPUTY AUDITOR

NEVADA CORPORATION

CORPORATION 5E

		NEVADA CORPORATION					CORPORATION 5E				
		F E E S					R E C E I P T S				
	TX/RT MILLS	EF/RT MILLS	REAL RECEIPTS	PERS-PROP RECEIPTS	TOTAL RECEIPTS	A/T/REA DETAC	NET-OF-FEES	NON-BUSI	OWNER OC	HOMESTEAD	
GENERAL	1.500		1388.74	486.22	1874.96	55.50	1806.41	97.52	16.42	67.65	
#121		.295230000	978.54		143.10	31.31	7.16	940.07	97.52	16.42	
1976/2017/2021		.870468000	410.20		117.99	24.19	5.89	866.34			
					261.09 D	13.05					
GENERAL	1.100		4164.29	356.56	4520.85	140.26	4346.48	363.35	61.20	252.09	
#122		1.100000000	3645.93		533.17	116.65	26.66	3502.62	363.35	61.20	
/ /		1.100000000	518.36		149.10	23.61	7.45	843.86			
					682.27 D	34.11					
GENERAL	2.000		3590.97	648.28	4239.25	129.06	4079.24	291.72	49.14	202.39	
#123		.883168000	2927.24		428.07	93.65	21.40	2812.19	291.72	49.14	
1981/2015/2019		1.408518000	663.73		190.91	35.41	9.55	1267.05			
					618.98 D	30.95					
A L L L E V I E S				1,491.06		324.82		752.59		522.13	
			9,144.00				10,232.13		126.76		
	CLASS-1					241.61	55.22	752.59		522.13	
			7,551.71		1104.34				126.76		
	CLASS-2					83.21	22.89				
			1,592.29		458.00			2,977.25			
					D	78.11					
	4.600				10,635.06						
		2.2783	AGR-RES								
		3.3789	COM-IND								

1,562.34 Delinquent Tax Receipts--included in figures shown above


NEVADA CORPORATION

CORPORATION 5E

ADDITIONAL SOURCES OF RECEIPTS		ADDITIONAL DEDUCTIONS	
Other-----		Other-----	
Estate Tax-----		County Health Dept-----	492.25
Cigarette Tax-----		Personal Property Reimb Admin Fee-----	
Special Assessments-----		Election Expenses-----	284.96
		Advertising Delinquent-----	
Total Additional Receipts-----		Total Additional Deductions-----	777.21
Total All Receipts-----	10,232.13	Total All Deductions-----	777.21

ADVANCES-----

NET DISTRIBUTION----- 9,454.92



-----COUNTY AUDITOR

-----DEPUTY AUDITOR

SYCAMORE CORPORATION

CORPORATION 5F

		SYCAMORE CORPORATION					CORPORATION 5F				
		F E E S					R E C E I P T S				
	TX/RT MILLS	EF/RT MILLS	REAL RECEIPTS	PERS-PROP RECEIPTS	TOTAL RECEIPTS	A/T/REA DETAC	NET-OF-FEES	NON-BUSI	OWNER OC	HOMESTEAD	
FIRE EQUIPMENT	2.000		9835.55	98.81	9934.36	309.56	9577.93	833.13	153.49	550.34	
#124	1.820576000		7832.48		533.92	252.84	26.70	7552.94	833.13	550.34	
2008/2018/2022	2.000000000		2003.07		403.46	56.72	20.17	2024.99			
					937.38 D	46.87					
GENERAL	.900		4773.36	44.46	4817.82	150.52	4645.02	411.86	75.88	272.06	
#125	.900000000		3871.98		263.94	124.99	13.20	3733.79	411.86	272.06	
/ /	.900000000		901.38		181.56	25.53	9.08	911.23			
					445.50 D	22.28					
GENERAL	6.000		18438.35	296.43	18734.78	571.39	18060.51	1322.07	243.57	873.31	
#126	2.889018000		12429.14		847.26	401.23	42.36	11985.55	1322.07	873.31	
1991/2016/2020	6.000000000		6009.21		1210.37	170.16	60.52	6074.96			
					2057.63 D	102.88					
A L L	L E V I E S			439.70		1,031.47			2,567.06	1,695.71	
			33,047.26					32,283.46	472.94		
	CLASS-1					779.06	82.26		2,567.06	1,695.71	
			24,133.60		1645.12			23,272.28	472.94		
	CLASS-2					252.41	89.77				
			8,913.66		1795.39			9,011.18			
					D	172.03					
	8.900				33,486.96						
	5.6095 AGR-RES										
	8.9000 COM-IND										

3,440.51 Delinquent Tax Receipts--included in figures shown above

SYCAMORE CORPORATION

CORPORATION 5F

ADDITIONAL SOURCES OF RECEIPTS		ADDITIONAL DEDUCTIONS	
Other		Other	
Estate Tax		County Health Dept	635.33
Cigarette Tax		Personal Property Reimb Admin Fee	
Special Assessments		Election Expenses	322.59
		Advertising Delinquent	
Total Additional Receipts		Total Additional Deductions	957.92
Total All Receipts	32,283.46	Total All Deductions	957.92

ADVANCES-----

NET DISTRIBUTION----- 31,325.54



-----COUNTY AUDITOR

-----DEPUTY AUDITOR

UPPER SANDUSKY CORP

CORPORATION 5G

	TX/RT MILLS	EF/RT MILLS	REAL RECEIPTS	PERS-PROP RECEIPTS	TOTAL RECEIPTS	FEES		RECEIPTS			
						A/T/REA DETAC		NET-OF-FEES	NON-BUSI	OWNER	OC
FIRE PENSION	.400		25950.75	1189.62	27140.37	842.77		26260.82	1776.10	321.61	805.94
#127	.400000000		17000.65		385.83	537.13	19.29	16444.23	1775.99	321.61	805.94
/ /	.400000000		8950.10		349.67	305.64	17.49	9816.59	.11		
					735.50	D 36.78					
GENERAL	1.000		64843.93	2968.75	67812.68	2105.81		65614.93	4437.34	804.03	2014.85
#128	1.000000000		42468.69		964.57	1341.87	48.23	41078.59	4437.05	804.03	2014.85
/ /	1.000000000		22375.24		874.17	763.94	43.71	24536.34	.29		
					1838.74	D 91.94					
GENERAL	1.300		22081.04	3866.26	25947.30	789.15		25122.92	1009.14	182.72	457.87
#129	.227249100		9658.45		219.20	305.16	10.96	9342.33	1008.98	182.72	457.87
1976/2017/2021	.555193600		12422.59		485.33	483.99	24.27	15780.59	.16		
					704.53	D 35.23					
GENERAL	.700		23.04	3.71	26.75	.78		25.97	2.05		
#130	.700000000		23.04			.68		22.36	2.05		
/ /	.700000000					.10		3.61			
							D				
POLICE PENSION	.400		25950.75	1189.62	27140.37	842.77		26260.82	1776.10	321.61	805.94
#131	.400000000		17000.65		385.83	537.13	19.29	16444.23	1775.99	321.61	805.94
/ /	.400000000		8950.10		349.67	305.64	17.49	9816.59	.11		
					735.50	D 36.78					
A L L L E V I E S				9,217.96		4,581.28			9,000.73		4,084.60
CLASS-1			138,849.51			2,721.97	97.77	143,285.46	9,000.06	1,629.97	4,084.60
CLASS-2			86,151.48		1955.43	1,859.31	102.96	83,331.74	.67	1,629.97	
			52,698.03		2058.84			59,953.72			
						D 200.73					
3.800					148,067.47						
	2.7272	AGR-RES									
	3.0551	COM-IND									

4,014.27 Delinquent Tax Receipts--included in figures shown above

UPPER SANDUSKY CORP

CORPORATION 5G

ADDITIONAL SOURCES OF RECEIPTS		ADDITIONAL DEDUCTIONS	
Other		Other	
Estate Tax		County Health Dept	7,507.94
Cigarette Tax		Personal Property Reimb Admin Fee	
Special Assessments		Election Expenses	2,104.67
		Advertising Delinquent	
Total Additional Receipts		Total Additional Deductions	9,612.61
Total All Receipts	143,285.46	Total All Deductions	9,612.61

ADVANCES-----

NET DISTRIBUTION----- 133,672.85



-----COUNTY AUDITOR

-----DEPUTY AUDITOR

WHARTON CORPORATION

CORPORATION 5H

		F E E S				R E C E I P T S				
TX/RT	EF/RT	REAL	PERS-PROP	TOTAL	A/T/REA					
MILLS	MILLS	RECEIPTS	RECEIPTS	RECEIPTS	DETAC	NET-OF-FEES	NON-BUSI	OWNER	OC	HOMESTEAD
GENERAL	.800	1540.28	48.17	1588.45	48.76	1531.41	137.39	18.96		56.28
#132	.800000000	1366.46		162.47	42.61	8.12	1315.73	137.39	18.96	56.28
/	/	.800000000		3.06	6.15	.16	215.68			
				165.53 D	8.28					
GENERAL	2.000	4241.57	120.43	4362.00	121.90	4219.41				140.71
#133 NO RLBK	2.000000000	3807.02		406.17	106.53	20.31	3680.18			140.71
2016/	/2020	2.000000000		7.66	15.37	.38	539.23			
				413.83 D	20.69					
A L L	L E V I E S		168.60		170.66			137.39		196.99
	CLASS-1	5,781.85			149.14	28.43	5,750.82	137.39	18.96	196.99
	CLASS-2	5,173.48		568.64	21.52	.54	4,995.91		18.96	
		608.37		10.72			754.91			
				D	28.97					
	2.800			5,950.45						
	2.8000 AGR-RES									
	2.8000 COM-IND									

579.36 Delinquent Tax Receipts--included in figures shown above

WHARTON CORPORATION

CORPORATION 5H

ADDITIONAL SOURCES OF RECEIPTS		ADDITIONAL DEDUCTIONS	
Other		Other	
Estate Tax		County Health Dept	266.27
Cigarette Tax		Personal Property Reimb Admin Fee	
Special Assessments		Election Expenses	257.12
		Advertising Delinquent	
Total Additional Receipts		Total Additional Deductions	523.39
Total All Receipts	5,750.82	Total All Deductions	523.39

ADVANCES-----

NET DISTRIBUTION----- 5,227.43



-----COUNTY AUDITOR

-----DEPUTY AUDITOR

ALL CORPORATION

		F E E S			R E C E I P T S				
		REAL	PERS-PROP	TOTAL	RECEIPTS				
		RECEIPTS	RECEIPTS	RECEIPTS	NET-OF-FEES	NON-BUSI	OWNER	OC	HOMESTEAD
				A/T/REA					
				DETAC					
A L L	CORPORATION	255350.74	14022.93	8263.91	260478.70	17512.45	3144.55		9167.04
				D					
				269373.67					

DORCAS CAREY PUBLIC LIBRA

OTHER 6A

		DORCAS CAREY PUBLIC LIBRA				OTHER 6A					
		REAL		PERS-PROP	TOTAL	FEE	RECEIPTS				
		RECEIPTS	RECEIPTS	RECEIPTS	RECEIPTS	A/T/REA	NET-OF-FEES	NON-BUSI	OWNER	OC	HOMESTEAD
		MILLS	MILLS	RECEIPTS	RECEIPTS	DETAC					
CURRENT EXPENSE	1.750		75485.12	3148.64	78633.76	2371.76	76138.33	6358.60	920.33		1939.35
#134	1.464968750		62859.83		2120.51	1945.10	60808.70	6358.44	920.33		1939.35
2010/2018/2022	1.585423000		12625.29		352.90	426.66	15329.63	.16			
					2473.41	D 123.67					

A L L	L E V I E S			3,148.64		2,371.76		6,358.60			1,939.35
			75,485.12				76,138.33		920.33		
	CLASS-1					1,945.10	106.03	6,358.44			1,939.35
			62,859.83		2120.51		60,808.70		920.33		
	CLASS-2					426.66	17.64	.16			
			12,625.29		352.90		15,329.63				
						D 123.67					
	1.750				78,633.76						
	1.4649	AGR-RES									
	1.5854	COM-IND									

2,473.41 Delinquent Tax Receipts--included in figures shown above

DORCAS CAREY PUBLIC LIBRA

OTHER 6A

ADDITIONAL
SOURCES OF RECEIPTS

ADDITIONAL
DEDUCTIONS

Other-----

Other-----

Estate Tax-----

County Health Dept-----

Cigarette Tax-----

Personal Property Reimb Admin Fee-----

Special Assessments-----

Election Expenses-----

Advertising Delinquent-----

Total Additional Receipts-----

Total Additional Deductions-----

Total All Receipts----- 76,138.33

Total All Deductions-----

ADVANCES-----

NET DISTRIBUTION-----

76,138.33



-----COUNTY AUDITOR

-----DEPUTY AUDITOR

FINDLAY-HANCOCK CO LIBRAR

OTHER 6B

		FEEES				RECEIPTS				
TX/RT	EF/RT	REAL	PERS-PROP	TOTAL	A/T/REA	NET-OF-FEES	NON-BUSI	OWNER	OC	HOMESTEAD
MILLS	MILLS	RECEIPTS	RECEIPTS	RECEIPTS	DETAC					
CURRENT EXPENSE	.500	654.51	38.00	692.51	20.90	671.59	62.34	5.45		14.30
#135	.409758000	651.73		.38	19.80	.02	631.91	62.34	5.45	14.30
2010/2015/2019	.485893000	2.78			1.10		39.68			
				.38 D	.02					

A L L	L E V I E S		38.00		20.90		62.34	5.45		14.30
	CLASS-1	654.51			19.80	.02	671.59	62.34	5.45	14.30
	CLASS-2	651.73		.38	1.10		631.91		5.45	
		2.78					39.68			
				D	.02					
	.500			692.51						
	.4097 AGR-RES									
	.4858 COM-IND									

.38 Delinquent Tax Receipts--included in figures shown above

FINDLAY-HANCOCK CO LIBRAR

OTHER 6B

ADDITIONAL
SOURCES OF RECEIPTS

ADDITIONAL
DEDUCTIONS

Other-----

Other-----

Estate Tax-----

County Health Dept-----

Cigarette Tax-----

Personal Property Reimb Admin Fee-----

Special Assessments-----

Election Expenses-----

Advertising Delinquent-----

Total Additional Receipts-----

Total Additional Deductions-----

Total All Receipts----- 671.59

Total All Deductions-----

ADVANCES-----

NET DISTRIBUTION-----

671.59



-----COUNTY AUDITOR

-----DEPUTY AUDITOR

FOREST-JACKSON LIBRARY							OTHER			
TX/RT MILLS	EF/RT MILLS	REAL RECEIPTS	PERS-PROP RECEIPTS	TOTAL RECEIPTS	FEE A/T/REA DETAC	RECEIPTS				
						NET-OF-FEES	NON-BUSI	OWNER	OC	HOMESTEAD
CURRENT EXPENSE	.700	11199.70	918.84	12118.54	361.02	11732.68	1010.20	81.66		158.54
#136	.448011200	11019.34		485.64	331.11	24.28	10663.95	1010.20	81.66	158.54
2010/2015/2019	.698237400	180.36		11.20	29.91	.56	1068.73			
				496.84 D	24.84					

A L L	L E V I E S		918.84		361.02		1,010.20			158.54
		11,199.70				11,732.68		81.66		
	CLASS-1				331.11	24.28	1,010.20			158.54
		11,019.34		485.64			10,663.95		81.66	
	CLASS-2				29.91	.56				
		180.36		11.20			1,068.73			
					D	24.84				
	.700			12,118.54						
	.4480 AGR-RES									
	.6982 COM-IND									

496.84 Delinquent Tax Receipts--included in figures shown above

FOREST-JACKSON LIBRARY

OTHER 6C

ADDITIONAL SOURCES OF RECEIPTS

ADDITIONAL DEDUCTIONS

Other-----

Other-----

Estate Tax-----

County Health Dept-----

Cigarette Tax-----

Personal Property Reimb Admin Fee-----

Special Assessments-----

Election Expenses-----

Advertising Delinquent-----

Total Additional Receipts-----

Total Additional Deductions-----

Total All Receipts----- 11,732.68

Total All Deductions-----

ADVANCES-----

NET DISTRIBUTION----- 11,732.68



-----COUNTY AUDITOR

-----DEPUTY AUDITOR

MOHAWK COMMUNITY LIBRARY

OTHER 6D

	TX/RT MILLS	EF/RT MILLS	REAL RECEIPTS	PERS-PROP RECEIPTS	TOTAL RECEIPTS	FEE A/T/REA DETAC	RECEIPTS NET-OF-FEES	NON-BUSI	OWNER OC	HOMESTEAD
CURRENT EXPENSE	.800		19967.83	2156.98	22124.81	665.17	21407.68	1770.68	198.27	555.04
#137	.618148800		18811.84		757.64	575.66	37.88	18198.30	1770.68	197.73
2010/2015/2019	.797888800		1155.99		281.57	89.51	14.08	3209.38		.54
					1039.21 D	51.96				3.41

A L L L E V I E S				2,156.98		665.17			1,770.68	555.04
			19,967.83				21,407.68		198.27	
CLASS-1						575.66	37.88	1,770.68		551.63
			18,811.84		757.64			18,198.30	197.73	
CLASS-2						89.51	14.08			3.41
			1,155.99		281.57			3,209.38		.54
					D	51.96				
	.800				22,124.81					
		.6181	AGR-RES							
		.7978	COM-IND							

1,039.21 Delinquent Tax Receipts--included in figures shown above

MOHAWK COMMUNITY LIBRARY

OTHER 6D

ADDITIONAL
SOURCES OF RECEIPTS

ADDITIONAL
DEDUCTIONS

Other-----

Other-----

Estate Tax-----

County Health Dept-----

Cigarette Tax-----

Personal Property Reimb Admin Fee-----

Special Assessments-----

Election Expenses-----

Advertising Delinquent-----

Total Additional Receipts-----

Total Additional Deductions-----

Total All Receipts----- 21,407.68

Total All Deductions-----

ADVANCES-----

NET DISTRIBUTION----- 21,407.68



-----COUNTY AUDITOR

-----DEPUTY AUDITOR

UPPER SANDUSKY LIBRARY

OTHER 6E

		F E E S					R E C E I P T S			
TX/RT	EF/RT	REAL	PERS-PROP	TOTAL	A/T/REA	NET-OF-FEES	NON-BUSI	OWNER	OC	HOMESTEAD
MILLS	MILLS	RECEIPTS	RECEIPTS	RECEIPTS	DETAC					
CURRENT EXPENSE	1.400	159566.74	12974.61	172541.35	5242.80	167044.42	12292.51	1593.15		3560.34
#138	1.020076400									
2009/2019/2023	1.214969000									
				5082.64	D 254.13					

A L L	L E V I E S	159,566.74	12,974.61		5,242.80	167,044.42	12,292.51	1,593.15		3,560.34
					D 254.13					
	1.400			172,541.35						
	1.0200	AGR-RES								
	1.2149	COM-IND								

5,082.64 Delinquent Tax Receipts--included in figures shown above

UPPER SANDUSKY LIBRARY

OTHER 6E

ADDITIONAL
SOURCES OF RECEIPTS

ADDITIONAL
DEDUCTIONS

Other-----

Other-----

Estate Tax-----

County Health Dept-----

Cigarette Tax-----

Personal Property Reimb Admin Fee-----

Special Assessments-----

Election Expenses-----

Advertising Delinquent-----

Total Additional Receipts-----

Total Additional Deductions-----

Total All Receipts----- 167,044.42

Total All Deductions-----

ADVANCES-----

NET DISTRIBUTION----- 167,044.42



-----COUNTY AUDITOR

-----DEPUTY AUDITOR

ALL OTHER

		REAL	PERS-PROP	TOTAL	FEEES	RECEIPTS				
		RECEIPTS	RECEIPTS	RECEIPTS	A/T/REA	NET-OF-FEES	NON-BUSI	OWNER	OC	HOMESTEAD
					DETAC					
A L L	OTHER	266873.90	19237.07		8661.65	276994.70	21494.33	2798.86		6227.57
					D					
				286110.97	454.62					

G R A N D T O T A L S		10,935,403.57	927,413.76	354,093.92		11,487,764.44	767,713.04	95,881.21	259,077.53	
					D					
				11,862,817.33	20958.97					