

		CURRENT	PRIOR	REF/ADJ	NON-BUS	OCCUPANCY	HOMESTEAD
1	ANTRIM TOWNSHIP /RIDGEDALE LOCAL S	1009.85					
2	ANTRIM TOWNSHIP /WYNFORD LOCAL S D	956.23	234.78				
3	ANTRIM TOWNSHIP /NEVADA CORPORATIO	763.10					
4	ANTRIM TOWNSHIP /UPPER SANDUSKY S	101.52					
5	CRANE TOWNSHIP /UPPER SANDUSKY S	219.38	188.79				
6	CRANE TOWNSHIP /UPPER SANDUSKY CO	2068.40	551.16				
7	CRANE TOWNSHIP /WYNFORD LOCAL S D						
8	CRANE TOWNSHIP /MOHAWK LOCAL S D	375.68					
9	CRAWFORD TOWNSHIP/CAREY S D	2258.45	104.54				
10	CRAWFORD TOWNSHIP/CAREY CORPORATION	2723.31	3156.58				
11	CRAWFORD TOWNSHIP/UPPER SANDUSKY S	88.68					
12	EDEN TOWNSHIP /UPPER SANDUSKY S	235.84	174.32				
13	EDEN TOWNSHIP /WYNFORD LOCAL S D	358.27					
14	EDEN TOWNSHIP /NEVADA CORPORATIO	182.02					
15	EDEN TOWNSHIP /MOHAWK LOCAL S D						
16	JACKSON TOWNSHIP /UPPER SANDUSKY S						
17	JACKSON TOWNSHIP /KIRBY CORPORATION	610.16					
18	JACKSON TOWNSHIP /RIVERDALE S D HAR	328.16	98.54				
19	JACKSON TOWNSHIP /KENTON CITY S D H						
20	MIFFLIN TOWNSHIP /UPPER SANDUSKY S	428.03	10.02				
21	MIFFLIN TOWNSHIP /KIRBY CORPORATION	5.17					
22	MIFFLIN TOWNSHIP /RIVERDALE S D HAR						
23	MARSEILLES TOWNSH/UPPER SANDUSKY S	931.38	6.93				
24	MARSEILLES TOWNSH/MARSEILLES CORPOR	7.70					
25	MARSEILLES TOWNSH/KENTON CITY S D H	70.18	1.90				
26	PITT TOWNSHIP /UPPER SANDUSKY S	323.12					
27	PITT TOWNSHIP /HARPSTER CORPORAT	8.92					
28	PITT TOWNSHIP /WYNFORD LOCAL S D						
29	RICHLAND TOWNSHIP/RIVERDALE S D HAR	812.93	35.84				
30	RICHLAND TOWNSHIP/WHARTON CORPORATI	43.84	12.56				
31	RIDGE TOWNSHIP /CAREY S D		1395.49				
32	RIDGE TOWNSHIP /RIVERDALE S D HAR	197.06	227.04				
33	RIDGE TOWNSHIP /VANLUE S D HANCO	70.54					
34	SALEM TOWNSHIP /UPPER SANDUSKY S	1563.93					
35	SALEM TOWNSHIP /RIVERDALE S D HAR	22.16					
36	SYCAMORE TOWNSHIP/MOHAWK LOCAL S D	1929.09	916.33				
37	SYCAMORE TOWNSHIP/SYCAMORE CORPORAT	1255.03					
38	TYMOCHTEE TOWNSHI/MOHAWK LOCAL S D	805.22	89.82				
39	TYMOCHTEE TOWNSHI/UPPER SANDUSKY S	273.28					
40	EDEN TWP /UPPER SANDUSKY S						
41	PITT TOWNSHIP /UPPER CORPORATION						
42	SALEM TOWNSHIP /UPPER SANDUSKY CO						

** COUNTY TOTALS **

21026.63

7204.64

	CURRENT	PRIOR	REF/ADJ	NON-BUS	OCCUPANCY	HOMESTEAD
1 ANTRIM TOWNSHIP /RIDGEDALE LOCAL S						
2 ANTRIM TOWNSHIP /WYNFORD LOCAL S D	77.00					77.00
3 ANTRIM TOWNSHIP /NEVADA CORPORATIO	140.32					140.32
4 ANTRIM TOWNSHIP /UPPER SANDUSKY S						
5 CRANE TOWNSHIP /UPPER SANDUSKY S	265.00	43.66				308.66
6 CRANE TOWNSHIP /UPPER SANDUSKY CO	254.76	41.58				296.34
7 CRANE TOWNSHIP /WYNFORD LOCAL S D						
8 CRANE TOWNSHIP /MOHAWK LOCAL S D						
9 CRAWFORD TOWNSHIP/CAREY S D	187.36					187.36
10 CRAWFORD TOWNSHIP/CAREY CORPORATION	327.96					327.96
11 CRAWFORD TOWNSHIP/UPPER SANDUSKY S						
12 EDEN TOWNSHIP /UPPER SANDUSKY S	18.00	190.00				208.00
13 EDEN TOWNSHIP /WYNFORD LOCAL S D						
14 EDEN TOWNSHIP /NEVADA CORPORATIO		223.40				223.40
15 EDEN TOWNSHIP /MOHAWK LOCAL S D						
16 JACKSON TOWNSHIP /UPPER SANDUSKY S						
17 JACKSON TOWNSHIP /KIRBY CORPORATION						
18 JACKSON TOWNSHIP /RIVERDALE S D HAR	72.00					72.00
19 JACKSON TOWNSHIP /KENTON CITY S D H						
20 MIFFLIN TOWNSHIP /UPPER SANDUSKY S	118.40	21.25				139.65
21 MIFFLIN TOWNSHIP /KIRBY CORPORATION	18.00					18.00
22 MIFFLIN TOWNSHIP /RIVERDALE S D HAR						
23 MARSEILLES TOWNSH/UPPER SANDUSKY S	72.00	400.00				472.00
24 MARSEILLES TOWNSH/MARSEILLES CORPOR						
25 MARSEILLES TOWNSH/KENTON CITY S D H	36.00					36.00
26 PITT TOWNSHIP /UPPER SANDUSKY S	36.00					36.00
27 PITT TOWNSHIP /HARPSTER CORPORAT						
28 PITT TOWNSHIP /WYNFORD LOCAL S D						
29 RICHLAND TOWNSHIP/RIVERDALE S D HAR	188.13					188.13
30 RICHLAND TOWNSHIP/WHARTON CORPORATI	18.00					18.00
31 RIDGE TOWNSHIP /CAREY S D						
32 RIDGE TOWNSHIP /RIVERDALE S D HAR						
33 RIDGE TOWNSHIP /VANLUE S D HANCO	36.00					36.00
34 SALEM TOWNSHIP /UPPER SANDUSKY S	430.06					430.06
35 SALEM TOWNSHIP /RIVERDALE S D HAR						
36 SYCAMORE TOWNSHIP/MOHAWK LOCAL S D	72.00					72.00
37 SYCAMORE TOWNSHIP/SYCAMORE CORPORAT	233.55	81.82				315.37
38 TYMOCHTEE TOWNSHI/MOHAWK LOCAL S D	234.43	37.80				272.23
39 TYMOCHTEE TOWNSHI/UPPER SANDUSKY S						
40 EDEN TWP /UPPER SANDUSKY S	18.00					18.00
41 PITT TOWNSHIP /UPPER CORPORATION						
42 SALEM TOWNSHIP /UPPER SANDUSKY CO						
** COUNTY TOTALS **						
	2852.97	1039.51				3892.48

TOTAL COLLECTION & ROLLEBACKS:	32,123.75
REAL ESTATE ASSESSMENT	
.0400000 (1ST \$ 500,000)	1,284.95
.0200000 (NEXT \$10,000,000)	.00
.0075000 (BALANCE)	.00
T O T A L	1,284.95 *
AUDITOR FEES - 4%	
.0400000 (TOTAL COL + RLBK)	1,284.95
TREASURER FEES - 2%	
.0094950 (1ST \$ 5,440,000)	305.02
.0019960 (BALANCE)	.00
GRAND TOTAL FEES:	2,874.92 *

WYANDOT COUNTY

COUNTY 1A

	TX/RT MILLS	EF/RT MILLS	L R E RECEIPTS	M H RECEIPTS	TOTAL RECEIPTS	F E E S		R E C E I P T S				
						A/T/REA DETAC		NET-OF-FEES	NON-BUS	OWN-OCC	HOMESTEAD	
COUNTY GENERAL	2.900		2115.42	199.30	2314.72	207.16		2077.97				
# 1 / /	2.900000000											
	2.900						591.80 D 29.59					
HEALTH DISTRICT	.700		510.61	48.12	558.73	50.00		501.59				
# 2 NO RLBK	.700000000											
2019/2019/2024	.700						142.86 D 7.14					
MENTAL HEALTH/REC	.600		437.64	41.23	478.87	42.86		429.89				
# 3 NO RLBK	.600000000											
2017/ /	.600						122.44 D 6.12					
SENIOR CITIZENS	1.000		729.46	68.72	798.18	71.43		716.55				
# 4 NO RLBK	1.000000000											
2019/ /2024	1.000						204.04 D 10.20					
SENIOR CITIZENS	.800		428.17	54.97	483.14	43.24		433.72				
# 5	.586964000											
2009/2019/2024	.800						123.60 D 6.18					
A L L L E V I E S			4,221.30	412.34		414.69		4,159.72				
	6.00						D 59.23					
					4,633.64							
	5.7869 LRE							.00 PREVIOUSLY ADVANCED				
	6.00 MH							4,159.72 BALANCE				

1,184.74 Delinquent Tax Receipts--included in figures shown above

WYANDOT COUNTY

COUNTY 1A

ADDITIONAL
SOURCES OF RECEIPTS

ADDITIONAL
DEDUCTIONS

Other-----

Other-----

Estate Tax-----

County Health Dept-----

Cigarette Tax-----

Personal Property Reimb Admin Fee-----

Special Assessments-----

Election Expenses-----

Advertising Delinquent-----

Other-----

Other-----

Total Additional Receipts-----

Total Additional Deductions-----

Total All Receipts-----

Total All Deductions-----

ADVANCES-----

NET DISTRIBUTION-----

-----COUNTY AUDITOR

-----DEPUTY AUDITOR

WYANDOT COUNTY

COUNTY 1B

	TX/RT MILLS	EF/RT MILLS	L R E RECEIPTS	M H RECEIPTS	TOTAL RECEIPTS	F E E S		R E C E I P T S				
						A/T/REA DETAC		NET-OF-FEES	NON-BUS	OWN-OCC	HOMESTEAD	
ANGELINE SCHOOLS	2.950		1426.86	202.75	1629.61	145.84		1462.92				
# 6	1.956097800											
2006/2011/CONT	2.950											
					416.95 D	20.85						
ANGELINE SCHOOLS	1.500		1094.16	103.08	1197.24	107.15		1074.78				
# 7 NO RLBK	1.500000000											
2017/ /CONT	1.500											
					306.10 D	15.31						
A L L L E V I E S			2,521.02	305.83		252.99		2,537.70				
	4.45					D 36.16						
		3.4560 LRE			2,826.85							
		4.45 MH						.00 PREVIOUSLY ADVANCED				
								2,537.70 BALANCE				

723.05 Delinquent Tax Receipts--included in figures shown above

WYANDOT COUNTY

COUNTY 1B

ADDITIONAL
SOURCES OF RECEIPTS

ADDITIONAL
DEDUCTIONS

Other-----

Other-----

Estate Tax-----

County Health Dept-----

Cigarette Tax-----

Personal Property Reimb Admin Fee-----

Special Assessments-----

Election Expenses-----

Advertising Delinquent-----

Other-----

Other-----

Total Additional Receipts-----


Total Additional Deductions-----

Total All Receipts-----

Total All Deductions-----

ADVANCES-----

NET DISTRIBUTION-----
2537.70



-----COUNTY AUDITOR

-----DEPUTY AUDITOR

ALL COUNTY

		F E E S		R E C E I P T S			
L R E	M H	TOTAL	A/T/REA	R E C E I P T S			
RECEIPTS	RECEIPTS	RECEIPTS	DETAC	NET-OF-FEES	NON-BUS	OWN-OCC	HOMESTEAD
A L L	COUNTY	6742.32	718.17	667.68			
			D	95.39			
		7460.49					

CAREY EVSD

BOARD OF ED 2A

		TX/RT	EF/RT	L R E	M H	TOTAL	F E E S	R E C E I P T S					
		MILLS	MILLS	RECEIPTS	RECEIPTS	RECEIPTS	A/T/REA DETAC	NET-OF-FEES	NON-BUS	OWN-OCC	HOMESTEAD		
BOND		6.200		1522.40	45.18	1567.58	140.29					1390.56	
# 8		6.200000000											
	2013/ /2049	6.200											
						734.61	D 36.73						
CLASSROOM FACILIT		.500		104.82	3.64	108.46	9.71					96.22	
# 9		.426881500											
	2013/ /2035	.500											
						50.58	D 2.53						
GENERAL		7.800		889.34	56.84	946.18	84.68					840.04	
# 10		3.621859800											
	1991/ /CONT	7.800											
						429.13	D 21.46						
GENERAL		2.900		188.41	21.13	209.54	18.75					186.24	
# 11		.767287800											
	1977/ /CONT	2.900											
						90.91	D 4.55						
GENERAL		4.800		547.29	34.97	582.26	52.11					516.95	
# 12		2.228836800											
	1989/ /CONT	4.800											
						264.08	D 13.20						
GENERAL		5.000		472.99	36.44	509.43	45.59					452.43	
# 13		1.926245000											
	1979/ /CONT	5.000											
						228.23	D 11.41						
GENERAL		24.400		1585.21	177.81	1763.02	157.78					1566.99	
# 14		6.455800800											
	1976/ /CONT	24.400											
						764.91	D 38.25						
GENERAL		5.000		1227.74	36.44	1264.18	113.14					1121.42	
# 15		5.000000000											
	/ /	5.000											
						592.42	D 29.62						
A L L	L E V I E S			6,538.20	412.45		622.05					6,170.85	
		56.60					D 157.75						
						6,950.65							
		26.6266	LRE									.00	PREVIOUSLY ADVANCED
		56.60	MH									6,170.85	BALANCE

3,154.87 Delinquent Tax Receipts--included in figures shown above

C A R E Y E V S D

B O A R D O F E D 2 A

A D D I T I O N A L
S O U R C E S O F R E C E I P T S

A D D I T I O N A L
D E D U C T I O N S

Other-----
 Estate Tax-----
 Cigarette Tax-----
 Special Assessments-----
 Other-----
 Total Additional Receipts-----
 Total All Receipts-----

Other-----
 County Health Dept-----
 Personal Property Reimb Admin Fee-----
 Election Expenses-----
 Advertising Delinquent-----
 Other-----
 Total Additional Deductions-----
 Total All Deductions-----

A D V A N C E S -----

N E T D I S T R I B U T I O N 6,170.85

----- C O U N T Y A U D I T O R

----- D E P U T Y A U D I T O R

KENTON CSD

BOARD OF ED 2B

		KENTON CSD				BOARD OF ED 2B					
		FEEES		RECEIPTS		RECEIPTS					
		TX/RT	EF/RT	L R E	M H	TOTAL	A/T/REA	NET-OF-FEES	NON-BUS	OWN-OCC	HOMESTEAD
		MILLS	MILLS	RECEIPTS	RECEIPTS	RECEIPTS	DETAC				
BOND		3.400		6.08	2.18	8.26	.74				7.51
# 16		3.400000000									
2011/	/2038	3.400									
						.16 D	.01				
CLASSROOM FACILIT		.500		.73	.32	1.05	.09				.96
# 17		.406395000									
2011/	/CONT	.500									
						.02 D					
GENERAL		4.800		5.45	3.07	8.52	.76				7.75
# 18		3.045984000									
1985/	/CONT	4.800									
						.14 D	.01				
GENERAL		3.500		6.26	2.24	8.50	.76				7.73
# 19		3.500000000									
/	/	3.500									
						.17 D	.01				
GENERAL		4.600		5.05	2.94	7.99	.72				7.26
# 20		2.823507600									
1980/	/CONT	4.600									
						.13 D	.01				
GENERAL		21.300		21.35	13.63	34.98	3.13				31.82
# 21		11.933325000									
1976/	/CONT	21.300									
						.56 D	.03				
A L L	L E V I E S			44.92	24.38		6.20				63.03
		38.10					D				
						69.30	.07				
		25.1090	LRE								.00 PREVIOUSLY ADVANCED
		38.10	MH								63.03 BALANCE

1.18 Delinquent Tax Receipts--included in figures shown above

KENTON CSD

BOARD OF ED 2B

ADDITIONAL SOURCES OF RECEIPTS

ADDITIONAL DEDUCTIONS

Other-----
 Estate Tax-----
 Cigarette Tax-----
 Special Assessments-----
 Other-----
 Total Additional Receipts-----
 Total All Receipts-----

Other-----
 County Health Dept-----
 Personal Property Reimb Admin Fee-----
 Election Expenses-----
 Advertising Delinquent-----
 Other-----
 Total Additional Deductions-----
 Total All Deductions-----

ADVANCES-----

NET DISTRIBUTION----- *63.03*

[Signature]
 -----COUNTY AUDITOR

-----DEPUTY AUDITOR

MOHAWK LSD

BOARD OF ED 2C

		TX/RT MILLS	EF/RT MILLS	L R E RECEIPTS	M H RECEIPTS	TOTAL RECEIPTS	F E E S A/T/REA DETAC	R E C E I P T S			
								NET-OF-FEES	NON-BUS	OWN-OCC	HOMESTEAD
BOND		1.860		259.42	20.77	280.19	25.08	252.43			
# 22		1.8600000000									
	2003/ /2030	1.860									
						53.67 D	2.68				
BOND		.400		55.79	4.46	60.25	5.39	54.28			
# 23		.4000000000									
	2003/ /2030	.400									
						11.54 D	.58				
CLASSROOM FACILIT		.500		45.59	5.58	51.17	4.58	46.10			
# 24		.3267800000									
	2003/ /2025	.500									
						9.78 D	.49				
GENERAL		6.000		470.18	67.02	537.20	48.08	484.00			
# 25		3.371172000									
	1980/ /CONT	6.000									
						102.48 D	5.12				
GENERAL		22.900		1574.62	255.81	1830.43	163.81	1649.18			
# 26		11.289906100									
	1976/ /CONT	22.900									
						348.73 D	17.44				
GENERAL		5.000		697.37	55.85	753.22	67.41	678.60			
# 27		5.0000000000									
	/ /	5.000									
						144.28 D	7.21				
GENERAL		3.000		244.33	33.52	277.85	24.87	250.33			
# 28		1.751799000									
	1986/ /CONT	3.000									
						53.01 D	2.65				
A L L	L E V I E S			3,347.30	443.01		339.22	3,414.92			
							D	36.17			
		39.66				3,790.31					
		23.9994	LRE					.00 PREVIOUSLY ADVANCED			
		39.66	MH					3,414.92 BALANCE			

723.49 Delinquent Tax Receipts--included in figures shown above

M O H A W K L S D

B O A R D O F E D 2 C

A D D I T I O N A L
S O U R C E S O F R E C E I P T S

A D D I T I O N A L
D E D U C T I O N S

Other-----
 Estate Tax-----
 Cigarette Tax-----
 Special Assessments-----
 Other-----
 Total Additional Receipts-----
 Total All Receipts-----

Other-----
 County Health Dept-----
 Personal Property Reimb Admin Fee-----
 Election Expenses-----
 Advertising Delinquent-----
 Other-----
 Total Additional Deductions-----
 Total All Deductions-----

A D V A N C E S -----

N E T D I S T R I B U T I O N ----- *3,414.92*



-----C O U N T Y A U D I T O R

-----D E P U T Y A U D I T O R

R I D G E D A L E L S D

BOARD OF ED 2D

		TX/RT	EF/RT	L R E	M H	TOTAL	F E E S	R E C E I P T S					
		MILLS	MILLS	R E C E I P T S	R E C E I P T S	R E C E I P T S	A/T/REA DETAC	NET-OF-FEES	NON-BUS	OWN-OCC	HOMESTEAD		
EMERGENCY		3.740		96.96		96.96	8.68	88.28					
# 29		3.740000000											
2012/	/2016	3.740											
D													
GENERAL		5.500		142.59		142.59	12.76	129.83					
# 30		5.500000000											
/	/	5.500											
D													
GENERAL		4.500		63.60		63.60	5.69	57.91					
# 31		2.453332500											
1978/	/CONT	4.500											
D													
GENERAL		30.700		344.85		344.85	30.86	313.99					
# 32		13.301910900											
1976/	/CONT	30.700											
D													
A L L L E V I E S				648.00			57.99	590.01					
		44.44					D						
						648.00							
		24.9952	LRE					.00	PREVIOUSLY	ADVANCED			
		44.44	MH					590.01	BALANCE				

R I D G E D A L E L S D

B O A R D O F E D 2 D

A D D I T I O N A L
S O U R C E S O F R E C E I P T S

A D D I T I O N A L
D E D U C T I O N S

Other-----
 Estate Tax-----
 Cigarette Tax-----
 Special Assessments-----
 Other-----
 Total Additional Receipts-----
 Total All Receipts-----

Other-----
 County Health Dept-----
 Personal Property Reimb Admin Fee-----
 Election Expenses-----
 Advertising Delinquent-----
 Other-----
 Total Additional Deductions-----
 Total All Deductions-----

A D V A N C E S -----

N E T D I S T R I B U T I O N ----- *590.01* -----



----- C O U N T Y A U D I T O R

----- D E P U T Y A U D I T O R

RIVERDALE LSD

BOARD OF ED 2E

		TX/RT	EF/RT	L R E	M H	TOTAL	F E E S	R E C E I P T S					
		MILLS	MILLS	RECEIPTS	RECEIPTS	RECEIPTS	A/T/REA DETAC	NET-OF-FEES	NON-BUS	OWN-OCC	HOMESTEAD		
CLASSROOM FACILI		.500		13.44	3.29	16.73	1.50	15.09					
# 33		.279697500											
	2001/ /2022	.500											
						2.84 D	.14						
BOND		2.930		140.91	19.27	160.18	14.34	144.35					
# 34		2.930000000											
	2000/ /2022	2.930											
						29.71 D	1.49						
GENERAL		20.500		844.91	134.78	979.69	87.68	883.10					
# 35		17.567434000											
	1976/ /CONT	20.500											
						178.13 D	8.91						
GENERAL		4.400		211.62	28.93	240.55	21.53	216.79					
# 36		4.400000000											
	/ /	4.400											
						44.61 D	2.23						
A L L L E V I E S				1,210.88	186.27		125.05	1,259.33					
		28.33					D 12.77						
		25.1770 LRE				1,397.15							
		28.33 MH											
								.00 PREVIOUSLY ADVANCED					
								1,259.33 BALANCE					

255.29 Delinquent Tax Receipts--included in figures shown above

R I V E R D A L E L S D

B O A R D O F E D 2 E

A D D I T I O N A L
S O U R C E S O F R E C E I P T S

A D D I T I O N A L
D E D U C T I O N S

Other-----
 Estate Tax-----
 Cigarette Tax-----
 Special Assessments-----
 Other-----
 Total Additional Receipts-----
 Total All Receipts-----

Other-----
 County Health Dept-----
 Personal Property Reimb Admin Fee-----
 Election Expenses-----
 Advertising Delinquent-----
 Other-----
 Total Additional Deductions-----
 Total All Deductions-----

A D V A N C E S -----

N E T D I S T R I B U T I O N ----- *4,259.33* -----

[Signature]-----

C O U N T Y A U D I T O R

D E P U T Y A U D I T O R

U P P E R S A N D U S K Y E V S D

BOARD OF ED 2F

		F E E S				R E C E I P T S				
	TX/RT MILLS	EF/RT MILLS	L R E RECEIPTS	M H RECEIPTS	TOTAL RECEIPTS	A/T/REA DETAC	NET-OF-FEES	NON-BUS	OWN-OCC	HOMESTEAD
GENERAL	5.000		620.67	184.09	804.76	72.02	725.74			
# 37	2.923915000									
1986/	/CONT	5.000								
					139.90 D	7.00				
GENERAL	4.800		1018.93	176.72	1195.65	107.00	1079.40			
# 38	4.800000000									
/	/	4.800								
					184.96 D	9.25				
GENERAL	20.300		2273.24	747.36	3020.60	270.33	2723.35			
# 39	10.708757500									
1976/	/CONT	20.300								
					538.42 D	26.92				
GENERAL	3.600		403.32	132.54	535.86	47.96	483.12			
# 40	1.899932400									
1977/	/CONT	3.600								
					95.50 D	4.78				
PERMANENT IMPROVE	2.000		408.39	73.63	482.02	43.14	435.12			
# 41 NO RLBK	1.923898000									
2015/	/CONT	2.000								
					75.13 D	3.76				

A L L L E V I E S

			4,724.55	1,314.34		540.45	5,446.73			
					D	51.71				
	35.70				6,038.89					
	22.2563	LRE					.00 PREVIOUSLY ADVANCED			
	35.70	MH					5,446.73 BALANCE			

1,033.91 Delinquent Tax Receipts--included in figures shown above

U P P E R S A N D U S K Y E V S D

B O A R D O F E D 2 F

A D D I T I O N A L
S O U R C E S O F R E C E I P T S

A D D I T I O N A L
D E D U C T I O N S

Other-----
 Estate Tax-----
 Cigarette Tax-----
 Special Assessments-----
 Other-----
 Total Additional Receipts-----
 Total All Receipts-----

Other-----
 County Health Dept-----
 Personal Property Reimb Admin Fee-----
 Election Expenses-----
 Advertising Delinquent-----
 Other-----
 Total Additional Deductions-----
 Total All Deductions-----

A D V A N C E S -----

N E T D I S T R I B U T I O N ----- *5,446.73* -----



----- COUNTY AUDITOR

----- DEPUTY AUDITOR

VANLUE LSD

BOARD OF ED 2G

	TX/RT MILLS	EF/RT MILLS	L R E RECEIPTS	M H RECEIPTS	TOTAL RECEIPTS	F E E S A/T/REA DETAC	RECEIPTS NET-OF-FEES	NON-BUS	OWN-OCC	HOMESTEAD
EMERGENCY	6.390		10.99	4.19	15.18	1.36	13.82			
# 42	6.3900000000									
2019/ /2028	6.390									
						D				
GENERAL	6.000		10.32	3.93	14.25	1.28	12.97			
# 43	6.0000000000									
/ /	6.000									
						D				
GENERAL	25.000		26.74	16.38	43.12	3.86	39.26			
# 44	15.5497500000									
1976/ /CONT	25.000									
						D				
PERMANENT IMPROVE	4.000		2.98	2.62	5.60	.50	5.10			
# 45	1.7353520000									
1994/ /CONT	4.000									
						D				
A L L L E V I E S			51.03	27.12		7.00	71.15			
	41.39					D				
					78.15					
	29.6750	LRE					.00	PREVIOUSLY ADVANCED		
	41.39	MH					71.15	BALANCE		

VANLUE LSD

BOARD OF ED 2G

ADDITIONAL
SOURCES OF RECEIPTS

ADDITIONAL
DEDUCTIONS

Other-----

Other-----

Estate Tax-----

County Health Dept-----

Cigarette Tax-----

Personal Property Reimb Admin Fee-----

Special Assessments-----

Election Expenses-----

Advertising Delinquent-----

Other-----

Other-----

Total Additional Receipts-----


Total Additional Deductions-----

Total All Receipts-----

Total All Deductions-----

ADVANCES-----

NET DISTRIBUTION----- *71.15*-----



-----COUNTY AUDITOR

-----DEPUTY AUDITOR

WYNFORD LSD

BOARD OF ED 2H

	TX/RT MILLS	EF/RT MILLS	L R E RECEIPTS	M H RECEIPTS	TOTAL RECEIPTS	F E E S A/T/REA DETAC	RECEIPTS NET-OF-FEES	NON-BUS	OWN-OCC	HOMESTEAD
BOND # 46 1998/ /2022	2.000 2.000000000 2.000		109.24	11.15	120.39	10.77	108.82			
					16.00 D	.80				
BOND # 47 NO RLBK 2017/ /	4.400 4.400000000 4.400		240.32	24.53	264.85	23.70	239.39			
					35.22 D	1.76				
EMERGENCY # 48 2012/2018/2020	1.670 1.670000000 1.670		91.22	9.31	100.53	9.00	90.86			
					13.37 D	.67				
GENERAL # 49 1977/ /CONT	6.500 2.466256000 6.500		134.71	36.25	170.96	15.30	154.11			
					31.05 D	1.55				
GENERAL # 50 1976/ /CONT	22.100 5.296508100 22.100		289.30	123.24	412.54	36.92	371.15			
					89.48 D	4.47				
GENERAL # 51 1985/ /CONT	7.900 3.480337100 7.900		190.10	44.06	234.16	20.96	211.19			
					40.24 D	2.01				
GENERAL # 52 / /	5.600 5.600000000 5.600		305.88	31.23	337.11	30.17	304.70			
					44.82 D	2.24				
GENERAL # 53 2003/2018/2020	6.900 4.505161800 6.900		246.08	38.49	284.57	25.47	256.96			
					42.78 D	2.14				
PERMANENT IMP # 54 NO RLBK 2017/ /CONT	1.000 1.000000000 1.000		54.63	5.57	60.20	5.39	54.41			
					8.00 D	.40				
A L L L E V I E S			1,661.48	323.83		177.68	1,791.59			
	58.07					D 16.04				
	30.4181 LRE				1,985.31					
	58.07 MH						.00 PREVIOUSLY ADVANCED			
							1,791.59 BALANCE			

320.96 Delinquent Tax Receipts--included in figures shown above

WYNFORD LSD

B O A R D O F E D 2H

A D D I T I O N A L
S O U R C E S O F R E C E I P T S


A D D I T I O N A L
D E D U C T I O N S

Other-----
 Estate Tax-----
 Cigarette Tax-----
 Special Assessments-----
 Other-----
 Total Additional Receipts-----
 Total All Receipts-----

Other-----
 County Health Dept-----
 Personal Property Reimb Admin Fee-----
 Election Expenses-----
 Advertising Delinquent-----
 Other-----
 Total Additional Deductions-----
 Total All Deductions-----

A D V A N C E S -----

N E T D I S T R I B U T I O N ----- *1,791.59* -----



----- COUNTY AUDITOR

----- DEPUTY AUDITOR

ALL BOARD OF ED

		F E E S				R E C E I P T S			
		L R E	M H	TOTAL	A/T/REA	R E C E I P T S			
		RECEIPTS	RECEIPTS	RECEIPTS	DETAC	NET-OF-FEES	NON-BUS	OWN-OCC	HOMESTEAD
A L L	BOARD OF ED	18226.36	2731.40		1875.64	18807.61			
				D	274.51				
				20957.76					

O H I O H I - P O I N T J V S D

J V S 3B

		F E E S					R E C E I P T S			
	T X / R T	E F / R T	L R E	M H	T O T A L	A / T / R E A	R E C E I P T S			
	M I L L S	M I L L S	R E C E I P T S	R E C E I P T S	R E C E I P T S	D E T A C	N E T - O F - F E E S	N O N - B U S	O W N - O C C	H O M E S T E A D

GENERAL	2.000		3.58	1.28	4.86	.43	4.43			
# 55	2.000000000									
1978/ /CONT	2.000									
					.09	D				

PERMANENT IMPROVE	.600		1.01	.38	1.39	.12	1.27			
# 56 NO RLBK	.562875600									
2018/ /CONT	.600									
					.03	D				

A L L L E V I E S			4.59	1.66		.55	5.70			
	2.60					D				
					6.25					
	2.5628	LRE					.00 PREVIOUSLY ADVANCED			
	2.60	MH					5.70 BALANCE			

.12 Delinquent Tax Receipts--included in figures shown above

O H I O H I - P O I N T J V S D

J V S

3B

A D D I T I O N A L
S O U R C E S O F R E C E I P T S

A D D I T I O N A L
D E D U C T I O N S

Other-----

Other-----

Estate Tax-----

County Health Dept-----

Cigarette Tax-----

Personal Property Reimb Admin Fee-----

Special Assessments-----

Election Expenses-----

Advertising Delinquent-----

Other-----

Other-----

Total Additional Receipts-----

Total Additional Deductions-----

Total All Receipts-----

Total All Deductions-----

ADVANCES-----

NET D I S T R I B U T I O N----- 5.70



-----COUNTY AUDITOR

-----DEPUTY AUDITOR

VANGUARD JVSD

J V S 3C

		TX/RT	EF/RT	L R E	M H	TOTAL	F E E S	R E C E I P T S					
		MILLS	MILLS	R E C E I P T S	R E C E I P T S	R E C E I P T S	A/T/REA DETAC	NET-OF-FEES	NON-BUS	OWN-OCC	HOMESTEAD		
GENERAL		1.600		562.78	76.77	639.55	57.24	576.92					
# 57		1.600000000											
1976/	/CONT	1.600											
						107.82 D	5.39						
A L L L E V I E S				562.78	76.77		57.24	576.92					
						D	5.39						
						639.55							
		1.60											
			1.6000	LRE				.00 PREVIOUSLY ADVANCED					
			1.60	MH				576.92 BALANCE					

107.82 Delinquent Tax Receipts--included in figures shown above

V A N G U A R D J V S D

J V S 3C

A D D I T I O N A L
S O U R C E S O F R E C E I P T S

A D D I T I O N A L
D E D U C T I O N S

Other-----
 Estate Tax-----
 Cigarette Tax-----
 Special Assessments-----
 Other-----
 Total Additional Receipts-----
 Total All Receipts-----

Other-----
 County Health Dept-----
 Personal Property Reimb Admin Fee-----
 Election Expenses-----
 Advertising Delinquent-----
 Other-----
 Total Additional Deductions-----
 Total All Deductions-----

A D V A N C E S -----

N E T D I S T R I B U T I O N ----- *572.92* -----



-----C O U N T Y A U D I T O R

-----D E P U T Y A U D I T O R

TRI-RIVERS JVSD

J V S 3D

		TX/RT	EF/RT	L R E	M H	TOTAL	A/T/REA	RECEIPTS					
		MILLS	MILLS	RECEIPTS	RECEIPTS	RECEIPTS	DETAC	NET-OF-FEES	NON-BUS	OWN-OCC	HOMESTEAD		
GENERAL		1.300		17.86		17.86	1.60	16.26					
# 58		.688941500											
	1997/2017/2021	1.300											
												D	
GENERAL		2.100		23.03		23.03	2.06	20.97					
# 59		.888136200											
	1978/ /CONT	2.100											
												D	
GENERAL		1.000		10.96		10.96	.98	9.98					
# 60		.422922000											
	1989/2014/CONT	1.000											
												D	
A L L L E V I E S				51.85			4.64	47.21					
		4.40											
		1.9999	LRE										
		4.40	MH										
								.00 PREVIOUSLY ADVANCED					
								47.21 BALANCE					

TRI-RIVERS JVSD

J V S

3D

ADDITIONAL
SOURCES OF RECEIPTS

ADDITIONAL
DEDUCTIONS

Other-----
Estate Tax-----
Cigarette Tax-----
Special Assessments-----

Other-----
Total Additional Receipts-----

Total All Receipts-----

Other-----
County Health Dept-----
Personal Property Reimb Admin Fee-----
Election Expenses-----
Advertising Delinquent-----
Other-----
Total Additional Deductions-----

Total All Deductions-----

ADVANCES-----

NET DISTRIBUTION-----

47.21



-----COUNTY AUDITOR

-----DEPUTY AUDITOR

PIONEER JVSD

J V S 3H

		TX/RT	EF/RT	L R E	M H	TOTAL	F E E S	R E C E I P T S					
		MILLS	MILLS	R E C E I P T S	R E C E I P T S	R E C E I P T S	A/T/REA DETAC	NET-OF-FEES	NON-BUS	OWN-OCC	HOMESTEAD		
GENERAL		1.000		33.51	5.57	39.08	3.50	35.28					
# 61		.613439000											
1983/	/CONT	1.000											
						5.99 D	.30						
GENERAL		1.700		86.45	9.47	95.92	8.58	86.69					
# 62 NO RLBK		1.582846200											
2014/	/CONT	1.700											
						12.99 D	.65						
GENERAL		1.000		30.67	5.57	36.24	3.24	32.71					
# 63		.561464000											
1980/	/CONT	1.000											
						5.72 D	.29						
A L L L E V I E S				150.63	20.61		15.32	154.68					
		3.70					D 1.24						
						171.24							
		2.7576	LRE					.00 PREVIOUSLY ADVANCED					
		3.70	MH					154.68 BALANCE					

24.70 Delinquent Tax Receipts--included in figures shown above

P I O N E E R J V S D

J V S 3H

A D D I T I O N A L
S O U R C E S O F R E C E I P T S


A D D I T I O N A L
D E D U C T I O N S

Other-----
 Estate Tax-----
 Cigarette Tax-----
 Special Assessments-----
 Other-----
 Total Additional Receipts-----
 Total All Receipts-----

Other-----
 County Health Dept-----
 Personal Property Reimb Admin Fee-----
 Election Expenses-----
 Advertising Delinquent-----
 Other-----
 Total Additional Deductions-----
 Total All Deductions-----

A D V A N C E S -----

N E T D I S T R I B U T I O N ----- *154.65* -----



----- COUNTY AUDITOR

----- DEPUTY AUDITOR

ALL J V S

		F E E S							
		L R E	M H	TOTAL	A/T/REA	R E C E I P T S			
		R E C E I P T S	R E C E I P T S	R E C E I P T S	DETAC	NET-OF-FEES	NON-BUS	OWN-OCC	HOMESTEAD
A L L	J V S	769.85	99.04		77.75	784.51			
				D	6.63				
				868.89					

ANTRIM TOWNSHIP

TOWNSHIP 4A

		TX/RT	EF/RT	L R E	M H	TOTAL	F E E S	R E C E I P T S					
		MILLS	MILLS	R E C E I P T S	R E C E I P T S	R E C E I P T S	A/T/REA DETAC	NET-OF-FEES	NON-BUS	OWN-OCC	HOMESTEAD		
GENERAL		.400		28.58	1.11	29.69	2.66	26.93					
# 64	/ /	.400000000											
		.400											
						2.08 D	.10						
ROAD		.800		44.05	.81	44.86	4.01	40.64					
# 65	/ /	.800000000											
		.800											
						4.16 D	.21						
A L L L E V I E S				72.63	1.92		6.67	67.57					
		1.20					D						
						74.55	.31						
		1.2000 LRE						.00 PREVIOUSLY ADVANCED					
		1.20 MH						67.57 BALANCE					

6.24 Delinquent Tax Receipts--included in figures shown above

A N T R I M T O W N S H I P

T O W N S H I P 4 A

A D D I T I O N A L
S O U R C E S O F R E C E I P T S

A D D I T I O N A L
D E D U C T I O N S

Other-----
 Estate Tax-----
 Cigarette Tax-----
 Special Assessments-----
 Other-----
 Total Additional Receipts-----
 Total All Receipts-----

Other-----
 County Health Dept-----
 Personal Property Reimb Admin Fee-----
 Election Expenses-----
 Advertising Delinquent-----
 Other-----
 Total Additional Deductions-----
 Total All Deductions-----

A D V A N C E S -----

N E T D I S T R I B U T I O N ----- *6757* -----



----- COUNTY AUDITOR

----- DEPUTY AUDITOR

CRANE TOWNSHIP							TOWNSHIP	4B	
	TX/RT MILLS	EF/RT MILLS	L R E RECEIPTS	M H RECEIPTS	TOTAL RECEIPTS	F E E S	R E C E I P T S		
						A/T/REA DETAC	NET-OF-FEES	NON-BUS	OWN-OCC
GENERAL	.500		46.05	5.82	51.87	4.64	46.69		
# 66	/	/							
	.500000000								
	.500								
					10.89 D	.54			
GENERAL	.500		42.70	5.82	48.52	4.34	43.67		
# 67 NO RLBK									
2017/		/2021							
	.463579500								
	.500								
					10.16 D	.51			
ROAD	.700		15.06	4.25	19.31	1.73	17.37		
# 68	/	/							
	.700000000								
	.700								
					4.29 D	.21			
A L L	L E V I E S		103.81	15.89		10.71	107.73		
						D			
	1.70				119.70	1.26			
	1.6635	LRE					.00 PREVIOUSLY ADVANCED		
	1.70	MH					107.73 BALANCE		

25.34 Delinquent Tax Receipts--included in figures shown above

CRANE TOWNSHIP

TOWNSHIP 4B

ADDITIONAL SOURCES OF RECEIPTS

ADDITIONAL DEDUCTIONS

Other-----
 Estate Tax-----
 Cigarette Tax-----
 Special Assessments-----
 Other-----
 Total Additional Receipts-----
 Total All Receipts-----

Other-----
 County Health Dept-----
 Personal Property Reimb Admin Fee-----
 Election Expenses-----
 Advertising Delinquent-----
 Other-----
 Total Additional Deductions-----
 Total All Deductions-----

ADVANCES-----

NET DISTRIBUTION----- 107.73



-----COUNTY AUDITOR

-----DEPUTY AUDITOR

CRAWFORD TOWNSHIP

TOWNSHIP 4C

	TX/RT MILLS	EF/RT MILLS	L R E RECEIPTS	M H RECEIPTS	TOTAL RECEIPTS	F E E S A/T/REA DETAC	RECEIPTS NET-OF-FEES	NON-BUS	OWN-OCC	HOMESTEAD
GENERAL	.200		42.46	1.46	43.92	3.93	39.16			
# 69	.2000000000									
/ /	.200				16.55 D	.83				
ROAD	1.400		88.45	3.73	92.18	8.25	83.74			
# 70	1.4000000000									
/ /	1.400				3.76 D	.19				
A L L L E V I E S			130.91	5.19		12.18	122.90			
	1.60					D 1.02				
	1.6000 LRE				136.10					
	1.60 MH						.00 PREVIOUSLY ADVANCED			
							122.90 BALANCE			

20.31 Delinquent Tax Receipts--included in figures shown above

CRAWFORD TOWNSHIP

TOWNSHIP 4C

ADDITIONAL
SOURCES OF RECEIPTS

ADDITIONAL
DEDUCTIONS

Other-----

Other-----

Estate Tax-----

County Health Dept-----

Cigarette Tax-----

Personal Property Reimb Admin Fee-----

Special Assessments-----

Election Expenses-----

Advertising Delinquent-----

Other-----

Other-----

Total Additional Receipts-----

Total Additional Deductions-----

Total All Receipts-----

Total All Deductions-----

ADVANCES-----

NET DISTRIBUTION----- *122.90* -----



-----COUNTY AUDITOR

-----DEPUTY AUDITOR

EDEN TOWNSHIP

TOWNSHIP 4D

	TX/RT MILLS	EF/RT MILLS	L R E RECEIPTS	M H RECEIPTS	TOTAL RECEIPTS	F E E S A/T/REA DETAC	RECEIPTS NET-OF-FEES	NON-BUS	OWN-OCC	HOMESTEAD
EDEN NORTH FIRE P # 71	1.400		10.33	5.64	15.97	1.43	14.06			
2008/2018/2022	1.400	.909837600				9.54 D .48				
GENERAL # 72	.400		9.28	2.87	12.15	1.09	10.83			
/ /	.400	.400000000				4.52 D .23				
ROAD # 73	.700		13.52	3.06	16.58	1.48	14.80			
/ /	.700	.700000000				5.96 D .30				
A L L L E V I E S			33.13	11.57		4.00	39.69			
	2.50					D 1.01				
		2.0098 LRE			44.70					
		2.50 MH								
							.00 PREVIOUSLY ADVANCED			
							39.69 BALANCE			

20.02 Delinquent Tax Receipts--included in figures shown above

EDEN TOWNSHIP

TOWNSHIP 4D

ADDITIONAL SOURCES OF RECEIPTS

ADDITIONAL DEDUCTIONS

Other-----
 Estate Tax-----
 Cigarette Tax-----
 Special Assessments-----
 Other-----
 Total Additional Receipts-----
 Total All Receipts-----

Other-----
 County Health Dept-----
 Personal Property Reimb Admin Fee-----
 Election Expenses-----
 Advertising Delinquent-----
 Other-----
 Total Additional Deductions-----
 Total All Deductions-----

ADVANCES-----

NET DISTRIBUTION----- 39.69

-----COUNTY AUDITOR

-----DEPUTY AUDITOR

JACKSON TOWNSHIP

TOWNSHIP 4E

		JACKSON TOWNSHIP				TOWNSHIP 4E				
		F E E S								
	TX/RT MILLS	EF/RT MILLS	L R E RECEIPTS	M H RECEIPTS	TOTAL RECEIPTS	A/T/REA DETAC	R E C E I P T S			
						N E T - O F - F E E S N O N - B U S O W N - O C C H O M E S T E A D				
GENERAL	.500		14.09	.85	14.94	1.34	13.53			
# 74	.500000000									
/ /	.500									
						1.32 D	.07			
GENERAL	1.500		30.80	2.55	33.35	2.98	30.23			
# 75	1.093059000									
2012/2017/2021	1.500									
						2.88 D	.14			
ROAD	.900		10.28	1.53	11.81	1.06	10.63			
# 76	.900000000									
/ /	.900									
						2.37 D	.12			
A L L	L E V I E S		55.17	4.93		5.38	54.39			
	2.90					D	.33			
					60.10					
	2.4930 LRE						.00 PREVIOUSLY ADVANCED			
	2.90 MH						54.39 BALANCE			

6.57 Delinquent Tax Receipts--included in figures shown above

JACKSON TOWNSHIP

TOWNSHIP 4E

ADDITIONAL
SOURCES OF RECEIPTS

ADDITIONAL
DEDUCTIONS

Other-----
Estate Tax-----
Cigarette Tax-----
Special Assessments-----

Other-----
Total Additional Receipts-----

Total All Receipts-----

Other----- *-2.37*
County Health Dept-----
Personal Property Reimb Admin Fee-----
Election Expenses-----
Advertising Delinquent-----
Other-----
Total Additional Deductions-----

Total All Deductions----- *-2.37*

ADVANCES-----

NET D I S T R I B U T I O N----- *52.02*



-----COUNTY AUDITOR

-----DEPUTY AUDITOR

M I F F L I N T O W N S H I P

T O W N S H I P 4 F

		M I F F L I N T O W N S H I P					T O W N S H I P 4 F				
						F E E S					
	T X / R T	E F / R T	L R E	M H	T O T A L	A / T / R E A	R E C E I P T S				
	M I L L S	M I L L S	R E C E I P T S	R E C E I P T S	R E C E I P T S	D E T A C	N E T - O F - F E E S	N O N - B U S	O W N - O C C	H O M E S T E A D	
GENERAL	.400		5.01	1.25	6.26	.56	5.69				
# 77	.4000000000										
/ /	.400										
					.28 D	.01					
ROAD	.900		11.13	2.49	13.62	1.22	12.37				
# 78	.9000000000										
/ /	.900										
					.63 D	.03					
A L L	L E V I E S		16.14	3.74		1.78	18.06				
	1.30				D	.04					
	1.3000 LRE				19.88						
	1.30 MH						.00 PREVIOUSLY ADVANCED				
							18.06 BALANCE				

.91 Delinquent Tax Receipts--included in figures shown above

M I F F L I N T O W N S H I P

T O W N S H I P 4 F

A D D I T I O N A L
S O U R C E S O F R E C E I P T S

A D D I T I O N A L
D E D U C T I O N S

Other-----
 Estate Tax-----
 Cigarette Tax-----
 Special Assessments-----
 Other-----
 Total Additional Receipts-----
 Total All Receipts-----

Other-----
 County Health Dept-----
 Personal Property Reimb Admin Fee-----
 Election Expenses-----
 Advertising Delinquent-----
 Other-----
 Total Additional Deductions-----
 Total All Deductions-----

A D V A N C E S -----

N E T D I S T R I B U T I O N ----- 18.06



-----COUNTY AUDITOR

-----DEPUTY AUDITOR

MARSEILLES TOWNSHIP

TOWNSHIP 4G

	TX/RT MILLS	EF/RT MILLS	L R E RECEIPTS	M H RECEIPTS	TOTAL RECEIPTS	F E E S		R E C E I P T S				
						A/T/REA DETAC		NET-OF-FEES	NON-BUS	OWN-OCC	HOMESTEAD	
FIRE PROTECTION # 79 1994/2019/2023	1.000 .570091000 1.000		15.39	9.34	24.73	2.21		22.14				
					7.51 D	.38						
GENERAL # 80 1993/2018/2022	1.000 .570091000 1.000		15.39	9.34	24.73	2.21		22.14				
					7.51 D	.38						
GENERAL # 81 / /	.700 .700000000 .700		18.89	6.54	25.43	2.28		22.88				
					5.32 D	.27						
GENERAL # 82 1981/2016/2020	2.000 1.132316000 2.000		30.57	18.68	49.25	4.41		44.09				
					15.01 D	.75						
ROAD # 83 / /	.400 .400000000 .400		10.73	3.74	14.47	1.29		13.03				
					3.04 D	.15						
A L L L E V I E S			90.97	47.64		12.40		124.28				
	5.10				D	1.93						
		3.3723 LRE			138.61							
		5.10 MH						.00 PREVIOUSLY ADVANCED				
								124.28 BALANCE				

38.39 Delinquent Tax Receipts--included in figures shown above

MARSEILLES TOWNSHIP

TOWNSHIP 4G

ADDITIONAL SOURCES OF RECEIPTS

ADDITIONAL DEDUCTIONS

Other-----
 Estate Tax-----
 Cigarette Tax-----
 Special Assessments-----
 Other-----
 Total Additional Receipts-----
 Total All Receipts-----

Other-----
 County Health Dept-----
 Personal Property Reimb Admin Fee-----
 Election Expenses-----
 Advertising Delinquent-----
 Other-----
 Total Additional Deductions-----
 Total All Deductions-----

ADVANCES-----

NET DISTRIBUTION *124.25*-----



-----COUNTY AUDITOR

-----DEPUTY AUDITOR

PITT TOWNSHIP

TOWNSHIP 4H

		TX/RT	EF/RT	L R E	M H	TOTAL	F E E S	R E C E I P T S						
		MILLS	MILLS	R E C E I P T S	R E C E I P T S	R E C E I P T S	A/T/REA DETAC	NET-OF-FEES	NON-BUS	OWN-OCC	HOMESTEAD			
FIRE PROTECTION		1.500		8.26	1.04	9.30	.83	8.47						
# 84		.909237000												
2008/	/CONT	1.500												
													D	
GENERAL		.800		7.27	.55	7.82	.70	7.12						
# 85		.800000000												
/	/	.800												
													D	
ROAD		.600		5.32	.41	5.73	.51	5.22						
# 86		.600000000												
/	/	.600												
													D	
A L L L E V I E S				20.85	2.00		2.04	20.81						
		2.90					D							
		2.3092	LRE			22.85								
		2.90	MH											
								.00 PREVIOUSLY ADVANCED						
								20.81 BALANCE						

PITT TOWNSHIP

TOWNSHIP 4H

ADDITIONAL SOURCES OF RECEIPTS

ADDITIONAL DEDUCTIONS

Other-----
 Estate Tax-----
 Cigarette Tax-----
 Special Assessments-----
 Other-----
 Total Additional Receipts-----
 Total All Receipts-----

Other----- *- .79*
 County Health Dept-----
 Personal Property Reimb Admin Fee-----
 Election Expenses-----
 Advertising Delinquent-----
 Other-----
 Total Additional Deductions-----
 Total All Deductions----- *- .79*

ADVANCES-----

NET DISTRIBUTION----- *20.02*

-----COUNTY AUDITOR

-----DEPUTY AUDITOR

RICHLAND TOWNSHIP							TOWNSHIP	4I		
	TX/RT	EF/RT	L R E	M H	TOTAL	F E E S	R E C E I P T S			
	MILLS	MILLS	R E C E I P T S	R E C E I P T S	R E C E I P T S	A/T/REA	NET-OF-FEES	NON-BUS	OWN-OCC	HOMESTEAD
						DETAC				
FIRE	.500		6.43	2.44	8.87	.79				8.06
# 87	.262590000									
2005/2015/2019	.500									
					.34 D	.02				
GENERAL	1.000		17.83	4.87	22.70	2.03				20.62
# 88	.728211000									
2012/2017/2021	1.000									
					.94 D	.05				
GENERAL	.300		4.30	1.46	5.76	.52				5.23
# 89	.175962000									
2010/2019/2023	.300									
					.23 D	.01				
GENERAL	.400		9.79	1.95	11.74	1.05				10.66
# 90	.400000000									
/ /	.400									
					.52 D	.03				
ROAD	.400		9.22	1.79	11.01	.99				10.00
# 91	.400000000									
/ /	.400									
					.39 D	.02				
A L L	L E V I E S		47.57	12.51		5.38				54.57
					D	.13				
	2.60				60.08					
	1.9666 LRE									.00 PREVIOUSLY ADVANCED
	2.60 MH									54.57 BALANCE

2.42 Delinquent Tax Receipts--included in figures shown above

R I C H L A N D T O W N S H I P

T O W N S H I P 4 I

A D D I T I O N A L
S O U R C E S O F R E C E I P T S

A D D I T I O N A L
D E D U C T I O N S

Other-----

Other-----

Estate Tax-----

County Health Dept-----

Cigarette Tax-----

Personal Property Reimb Admin Fee-----

Special Assessments-----

Election Expenses-----

Advertising Delinquent-----

Other-----

Other-----

Total Additional Receipts-----

Total Additional Deductions-----

Total All Receipts-----

Total All Deductions-----

A D V A N C E S -----

N E T D I S T R I B U T I O N ----- *54.57*



----- COUNTY AUDITOR

----- DEPUTY AUDITOR

RIDGE TOWNSHIP

TOWNSHIP 4J

	TX/RT MILLS	EF/RT MILLS	L R E RECEIPTS	M H RECEIPTS	TOTAL RECEIPTS	F E E S A/T/REA DETAC	RECEIPTS NET-OF-FEES	NON-BUS	OWN-OCC	HOMESTEAD
FIRE # 92	.700		15.60	.46	16.06	1.44	13.95			
1998/2018/2022	.317804200	.700			13.33 D	.67				
FIRE # 93	.800		13.59	.52	14.11	1.26	12.27			
1988/2018/2022	.276985600	.800			11.62 D	.58				
GENERAL # 94	.900		44.17	.59	44.76	4.01	38.86			
/ /	.900000000	.900			37.77 D	1.89				
ROAD # 95	.200		9.81	.13	9.94	.89	8.63			
/ /	.200000000	.200			8.39 D	.42				
A L L L E V I E S			83.17	1.70		7.60	73.71			
	2.60				D	3.56				
		1.6947 LRE			84.87					
		2.60 MH								
							.00 PREVIOUSLY ADVANCED			
							73.71 BALANCE			

71.11 Delinquent Tax Receipts--included in figures shown above

RIDGE TOWNSHIP

TOWNSHIP 4J

ADDITIONAL
SOURCES OF RECEIPTS

ADDITIONAL
DEDUCTIONS

Other-----

Other-----

Estate Tax-----

County Health Dept-----

Cigarette Tax-----

Personal Property Reimb Admin Fee-----

Special Assessments-----

Election Expenses-----

Advertising Delinquent-----

Other-----

Other-----

Total Additional Receipts-----

Total Additional Deductions-----

Total All Receipts-----

Total All Deductions-----

ADVANCES-----

NET DISTRIBUTION-----

73.71



-----COUNTY AUDITOR

-----DEPUTY AUDITOR

S A L E M T W P

TOWNSHIP 4K

	TX/RT MILLS	EF/RT MILLS	L R E RECEIPTS	M H RECEIPTS	TOTAL RECEIPTS	F E E S A/T/REA DETAC	R E C E I P T S			
							NET-OF-FEES	NON-BUS	OWN-OCC	HOMESTEAD
FIRE # 96	1.000		29.42	8.29	37.71	3.37	34.34			
2011/2016/2020	1.000	.677219000								
						D				
GENERAL # 97	.300		13.04	2.49	15.53	1.39	14.14			
/ /	.300	.300000000								
						D				
ROAD # 98	1.400		60.82	11.61	72.43	6.48	65.95			
/ /	1.400	1.400000000								
						D				
A L L L E V I E S			103.28	22.39		11.24	114.43			
	2.70					D				
					125.67					
		2.3772 LRE							.00 PREVIOUSLY ADVANCED	
		2.70 MH							114.43 BALANCE	

S A L E M T O W N S H I P

T O W N S H I P 4 K

A D D I T I O N A L
S O U R C E S O F R E C E I P T S

A D D I T I O N A L
D E D U C T I O N S

Other-----
 Estate Tax-----
 Cigarette Tax-----
 Special Assessments-----
 Other-----
 Total Additional Receipts-----
 Total All Receipts-----

Other-----
 County Health Dept-----
 Personal Property Reimb Admin Fee-----
 Election Expenses-----
 Advertising Delinquent-----
 Other-----
 Total Additional Deductions-----
 Total All Deductions-----

A D V A N C E S -----

N E T D I S T R I B U T I O N ----- *114.43*



-----COUNTY AUDITOR

-----DEPUTY AUDITOR

S Y C A M O R E T O W N S H I P

T O W N S H I P 4 L

		TX/RT	EF/RT	L R E	M H	TOTAL	F E E S	R E C E I P T S					
		MILLS	MILLS	R E C E I P T S	R E C E I P T S	R E C E I P T S	A/T/REA DETAC	NET-OF-FEES	NON-BUS	OWN-OCC	HOMESTEAD		
FIRE		.500		21.54	3.18	24.72	2.21	22.23					
# 99		.202586500											
	1988/ /CONT	.500											
						5.64 D	.28						
FIRE PROTECTION		1.000		48.77	1.31	50.08	4.48	44.81					
#100		.639358000											
	2008/2018/2022	1.000											
						15.71 D	.79						
GENERAL		.500		53.16	3.18	56.34	5.04	50.65					
#101		.500000000											
	/ /	.500											
						12.94 D	.65						
ROAD		.500		38.14	.65	38.79	3.47	34.71					
#102		.500000000											
	/ /	.500											
						12.28 D	.61						
A L L	L E V I E S			161.61	8.32		15.20	152.40					
		2.50					D 2.33						
						169.93							
		1.8418	LRE					.00 PREVIOUSLY ADVANCED					
		2.50	MH					152.40 BALANCE					

46.57 Delinquent Tax Receipts--included in figures shown above

S Y C A M O R E T O W N S H I P

T O W N S H I P 4 L

A D D I T I O N A L
S O U R C E S O F R E C E I P T S

A D D I T I O N A L
D E D U C T I O N S

Other-----
 Estate Tax-----
 Cigarette Tax-----
 Special Assessments-----
 Other-----
 Total Additional Receipts-----
 Total All Receipts-----

Other-----
 County Health Dept-----
 Personal Property Reimb Admin Fee-----
 Election Expenses-----
 Advertising Delinquent-----
 Other-----
 Total Additional Deductions-----
 Total All Deductions-----

A D V A N C E S -----

N E T D I S T R I B U T I O N ----- *152.40* -----



----- C O U N T Y A U D I T O R

----- D E P U T Y A U D I T O R

T Y M O C H T E E T O W N S H I P

T O W N S H I P 4 M

	TX/RT MILLS	EF/RT MILLS	L R E RECEIPTS	M H RECEIPTS	TOTAL RECEIPTS	F E E S A/T/REA DETAC	RECEIPTS NET-OF-FEES	NON-BUS	OWN-OCC	HOMESTEAD
FIRE #103 2009/2019/2023	2.000 1.303840000 2.000		39.53	9.62	49.15	4.40	44.53			
					4.35 D	.22				
GENERAL #104 / /	1.200 1.200000000 1.200		36.38	5.77	42.15	3.77	38.20			
					3.57 D	.18				
ROAD #105 / /	.900 .900000000 .900		27.28	4.33	31.61	2.83	28.65			
					2.68 D	.13				
A L L L E V I E S			103.19	19.72		11.00	111.38			
	4.10				122.91	D .53				
		3.4038 LRE					.00 PREVIOUSLY ADVANCED			
		4.10 MH					111.38 BALANCE			

10.60 Delinquent Tax Receipts--included in figures shown above

T Y M O C H T E E T O W N S H I P

T O W N S H I P 4 M

A D D I T I O N A L
S O U R C E S O F R E C E I P T S

A D D I T I O N A L
D E D U C T I O N S

Other-----
 Estate Tax-----
 Cigarette Tax-----
 Special Assessments-----
 Other-----
 Total Additional Receipts-----
 Total All Receipts-----

Other-----
 County Health Dept-----
 Personal Property Reimb Admin Fee-----
 Election Expenses-----
 Advertising Delinquent-----
 Other-----
 Total Additional Deductions-----
 Total All Deductions-----

A D V A N C E S -----

N E T D I S T R I B U T I O N ----- *111.35*



----- COUNTY AUDITOR

----- DEPUTY AUDITOR

WYANDOT EAST FIRE DIST

TOWNSHIP 4Y

		F E E S				R E C E I P T S				
	TX/RT	EF/RT	L R E	M H	TOTAL	A/T/REA	R E C E I P T S			
	MILLS	MILLS	RECEIPTS	RECEIPTS	RECEIPTS	DETAC	NET-OF-FEES	NON-BUS	OWN-OCC	HOMESTEAD
FIRE	2.500		126.14	14.80	140.94	12.61	127.59			
#106	1.514272500									
2006/2016/2020	2.500									
						14.89 D	.74			

A L L	L E V I E S			14.80		12.61	127.59			
			126.14							
	2.50				140.94	D	.74			
		1.5142	LRE				.00 PREVIOUSLY ADVANCED			
		2.50	MH				127.59 BALANCE			

14.89 Delinquent Tax Receipts--included in figures shown above

WYANDOT EAST FIRE DIST

TOWNSHIP 4Y

ADDITIONAL
SOURCES OF RECEIPTS

ADDITIONAL
DEDUCTIONS

Other-----

Other-----

Estate Tax-----

County Health Dept-----

Cigarette Tax-----

Personal Property Reimb Admin Fee-----

Special Assessments-----

Election Expenses-----

Advertising Delinquent-----

Other-----

Other-----

Total Additional Receipts-----

Total Additional Deductions-----

Total All Receipts-----

Total All Deductions-----

ADVANCES-----

NET DISTRIBUTION----- *127.59* -----



-----COUNTY AUDITOR

-----DEPUTY AUDITOR

ALL TOWNSHIP

		F E E S		R E C E I P T S					
		L R E	M H	TOTAL	A/T/REA	R E C E I P T S			
		RECEIPTS	RECEIPTS	RECEIPTS	DETAC	NET-OF-FEES	NON-BUS	OWN-OCC	HOMESTEAD
A L L	TOWNSHIP	1148.57	172.32		118.19	1189.51			
				D	13.19				
				1320.89					

CAREY CORPORATION

CORPORATION 5A

		F E E S		R E C E I P T S			
	TX/RT MILLS	EF/RT MILLS	L R E R E C E I P T S	M H R E C E I P T S	TOTAL R E C E I P T S	A/T/REA D E T A C	NET-OF-FEES NON-BUS OWN-OCC HOMESTEAD

FIRE PENSION	.300		44.73	1.39	46.12	4.13	40.79
#107	.3000000000						
/ /	.300						
					24.01 D	1.20	

GENERAL	1.300		193.83	6.01	199.84	17.88	176.76
#108	1.3000000000						
/ /	1.300						
					104.06 D	5.20	

POLICE PENSION	.300		44.73	1.39	46.12	4.13	40.79
#109	.3000000000						
/ /	.300						
					24.01 D	1.20	

A L L L E V I E S			283.29	8.79		26.14	258.34
	1.90					D 7.60	
	1.9000 LRE				292.08		
	1.90 MH						.00 PREVIOUSLY ADVANCED
							258.34 BALANCE

152.08 Delinquent Tax Receipts--included in figures shown above

CAREY CORPORATION

CORPORATION 5A

ADDITIONAL SOURCES OF RECEIPTS


ADDITIONAL DEDUCTIONS

Other-----
 Estate Tax-----
 Cigarette Tax-----
 Special Assessments-----
 Other-----
 Total Additional Receipts-----
 Total All Receipts-----

Other-----
 County Health Dept-----
 Personal Property Reimb Admin Fee-----
 Election Expenses-----
 Advertising Delinquent-----
 Other-----
 Total Additional Deductions-----
 Total All Deductions-----

ADVANCES-----

NET DISTRIBUTION----- *258.34*



-----COUNTY AUDITOR

-----DEPUTY AUDITOR

HARPSTER CORPORATION

CORPORATION 5B

		F E E S		R E C E I P T S			
	TX/RT MILLS	EF/RT MILLS	L R E RECEIPTS	M H RECEIPTS	TOTAL RECEIPTS	A/T/REA DETAC	RECEIPTS NET-OF-FEES NON-BUS OWN-OCC HOMESTEAD
GENERAL	.400		.09		.09	.01	.08
#110	.400000000						
/ /	.400						
D							
GENERAL	2.500		.39		.39	.03	.36
#111	1.810292500						
2009/2019/2023	2.500						
D							
GENERAL	4.800		.15		.15	.01	.14
#112	.687494400						
1976/2016/2020	4.800						
D							
GENERAL	3.000		.25		.25	.02	.23
#113	1.151070000						
1991/2016/2020	3.000						
D							
GENERAL	2.000		.33		.33	.03	.30
#114 NO RLBK	1.527798000						
2013/2018/2022	2.000						
D							
A L L L E V I E S			1.21			.10	1.11
	12.70				D 1.21		
	5.5763	LRE					.00 PREVIOUSLY ADVANCED
	12.70	MH					1.11 BALANCE

H A R P S T E R C O R P O R A T I O N

C O R P O R A T I O N 5B

A D D I T I O N A L
S O U R C E S O F R E C E I P T S

A D D I T I O N A L
D E D U C T I O N S

Other-----
 Estate Tax-----
 Cigarette Tax-----
 Special Assessments-----
 Other-----
 Total Additional Receipts-----
 Total All Receipts-----

Other-----
 County Health Dept-----
 Personal Property Reimb Admin Fee-----
 Election Expenses-----
 Advertising Delinquent-----
 Other-----
 Total Additional Deductions-----
 Total All Deductions-----

A D V A N C E S -----

N E T D I S T R I B U T I O N ----- 1.11 -----



----- C O U N T Y A U D I T O R

----- D E P U T Y A U D I T O R

KIRBY CORPORATION

CORPORATION 5C

		KIRBY CORPORATION				CORPORATION 5C				
		F E E S								
	TX/RT MILLS	EF/RT MILLS	L R E RECEIPTS	M H RECEIPTS	TOTAL RECEIPTS	A/T/REA DETAC	R E C E I P T S			
						N E T - O F - F E E S N O N - B U S O W N - O C C H O M E S T E A D				
GENERAL	.700		11.83	.25	12.08	1.08	11.00			
#115	.7000000000									
/ /	.700									
D										
A L L	L E V I E S		11.83	.25		1.08	11.00			
	.70					D				
	.7000	LRE			12.08					
	.70	MH					.00 PREVIOUSLY ADVANCED			
							11.00 BALANCE			

K I R B Y C O R P O R A T I O N

C O R P O R A T I O N 5C

A D D I T I O N A L
S O U R C E S O F R E C E I P T S

A D D I T I O N A L
D E D U C T I O N S

Other-----
 Estate Tax-----
 Cigarette Tax-----
 Special Assessments-----

 Other-----
 Total Additional Receipts-----

 Total All Receipts-----

Other-----
 County Health Dept-----
 Personal Property Reimb Admin Fee-----
 Election Expenses-----
 Advertising Delinquent-----
 Other-----
 Total Additional Deductions-----

 Total All Deductions-----

A D V A N C E S -----

N E T D I S T R I B U T I O N ----- 11.00 -----



-----C O U N T Y A U D I T O R

-----D E P U T Y A U D I T O R

MARSEILLES CORPORATION

CORPORATION 5D

		F E E S				R E C E I P T S				
	T X / R T	E F / R T	L R E	M H	T O T A L	A / T / R E A	R E C E I P T S			
	M I L L S	M I L L S	R E C E I P T S	R E C E I P T S	R E C E I P T S	D E T A C	N E T - O F - F E E S	N O N - B U S	O W N - O C C	H O M E S T E A D
GENERAL	1.800		.18		.18	.02	.16			
#116	1.020222000									
1981/2015/2019	1.800									
						D				
GENERAL	2.000		.21		.21	.02	.19			
#117	1.176144000									
1993/2018/2022	2.000									
						D				
GENERAL	.900		.16		.16	.01	.15			
#118	.900000000									
/ /	.900									
						D				
GENERAL	2.000		.20		.20	.02	.18			
#119	1.133580000									
1981/2015/2019	2.000									
						D				
GENERAL	3.000		.49		.49	.04	.45			
#120 NO RLBK	2.781303000									
2016/ /2020	3.000									
						D				
A L L L E V I E S			1.24			.11	1.13			
	9.70					D				
					1.24					
	7.0111	LRE					.00	PREVIOUSLY ADVANCED		
	9.70	MH					1.13	BALANCE		

MARSEILLES CORPORATION

CORPORATION 5D

ADDITIONAL
SOURCES OF RECEIPTS

ADDITIONAL
DEDUCTIONS

Other-----

Other-----

Estate Tax-----

County Health Dept-----

Cigarette Tax-----

Personal Property Reimb Admin Fee-----

Special Assessments-----

Election Expenses-----

Advertising Delinquent-----

Other-----

Other-----

Total Additional Receipts-----

Total Additional Deductions-----

Total All Receipts-----

Total All Deductions-----

ADVANCES-----

NET D I S T R I B U T I O N-----

1.13



-----COUNTY AUDITOR

-----DEPUTY AUDITOR

NEVADA CORPORATION

CORPORATION 5E

	TX/RT MILLS	EF/RT MILLS	L R E RECEIPTS	M H RECEIPTS	TOTAL RECEIPTS	F E E S A/T/REA DETAC	RECEIPTS NET-OF-FEES	NON-BUS	OWN-OCC	HOMESTEAD
GENERAL #121	1.500		5.98	6.84	12.82	1.15	11.46			
1976/2017/2021	1.500									
					4.20 D	.21				
GENERAL #122	1.100		22.31	5.02	27.33	2.45	24.73			
/ /	1.100									
					3.08 D	.15				
GENERAL #123	2.000		17.91	9.12	27.03	2.42	24.33			
1981/2015/2019	2.000									
					5.60 D	.28				
A L L L E V I E S			46.20	20.98		6.02	60.52			
	4.60					D .64				
		2.2783	LRE		67.18					
		4.60	MH				.00	PREVIOUSLY ADVANCED		
							60.52	BALANCE		

12.88 Delinquent Tax Receipts--included in figures shown above

NEVADA CORPORATION

CORPORATION 5E

ADDITIONAL SOURCES OF RECEIPTS

ADDITIONAL DEDUCTIONS

Other-----
 Estate Tax-----
 Cigarette Tax-----
 Special Assessments-----
 Other-----
 Total Additional Receipts-----
 Total All Receipts-----

Other-----
 County Health Dept-----
 Personal Property Reimb Admin Fee-----
 Election Expenses-----
 Advertising Delinquent-----
 Other-----
 Total Additional Deductions-----
 Total All Deductions-----

ADVANCES-----

NET DISTRIBUTION----- 60.52



-----COUNTY AUDITOR

-----DEPUTY AUDITOR

S Y C A M O R E C O R P O R A T I O N

C O R P O R A T I O N 5 F

		F E E S		R E C E I P T S			
	T X / R T	E F / R T	L R E	M H	T O T A L	A / T / R E A	R E C E I P T S
	M I L L S	M I L L S	R E C E I P T S	R E C E I P T S	R E C E I P T S	D E T A C	N E T - O F - F E E S
						N O N - B U S O W N - O C C H O M E S T E A D	
FIRE EQUIPMENT	2.000		54.70	10.11	64.81	5.80	58.88
#124	1.820576000						
2008/2018/2022	2.000						
				2.62 D		.13	
GENERAL	.900		27.04	4.55	31.59	2.83	28.70
#125	.900000000						
/ /	.900						
				1.18 D		.06	
GENERAL	6.000		86.80	30.32	117.12	10.48	106.25
#126	2.889018000						
1991/2016/2020	6.000						
				7.87 D		.39	
A L L	L E V I E S		168.54	44.98		19.11	193.83
	8.90					D .58	
					213.52		
	5.6095 LRE						.00 PREVIOUSLY ADVANCED
	8.90 MH						193.83 BALANCE

11.67 Delinquent Tax Receipts--included in figures shown above

S Y C A M O R E C O R P O R A T I O N

C O R P O R A T I O N 5 F

A D D I T I O N A L
S O U R C E S O F R E C E I P T S

A D D I T I O N A L
D E D U C T I O N S

Other-----

Other-----

Estate Tax-----

County Health Dept-----

Cigarette Tax-----

Personal Property Reimb Admin Fee-----

Special Assessments-----

Election Expenses-----

Advertising Delinquent-----

Other-----

Other-----

Total Additional Receipts-----

Total Additional Deductions-----

Total All Receipts-----

Total All Deductions-----

A D V A N C E S -----

N E T D I S T R I B U T I O N ----- *193.83*



-----C O U N T Y A U D I T O R

-----D E P U T Y A U D I T O R

U P P E R S A N D U S K Y C O R P

C O R P O R A T I O N 5 G

	TX/RT MILLS	EF/RT MILLS	L R E RECEIPTS	M H RECEIPTS	TOTAL RECEIPTS	F E E S A/T/REA DETAC	RECEIPTS NET-OF-FEES	NON-BUS	OWN-OCC	HOMESTEAD
FIRE PENSION #127 / /	.400 .400000000 .400		28.24	2.23	30.47	2.73	27.43			
					6.25 D	.31				
GENERAL #128 / /	1.000 1.000000000 1.000		70.59	5.57	76.16	6.82	68.56			
					15.63 D	.78				
GENERAL #129 1976/2017/2021	1.300 .227249100 1.300		16.04	7.23	23.27	2.08	20.97			
					4.40 D	.22				
GENERAL #130 / /	.700 .700000000 .700									
						D				
POLICE PENSION #131 / /	.400 .400000000 .400		28.24	2.23	30.47	2.73	27.43			
					6.25 D	.31				
A L L L E V I E S			143.11	17.26		14.36	144.39			
	3.80				D 160.37	1.62				
	2.7272 LRE						.00 PREVIOUSLY ADVANCED			
	3.80 MH						144.39 BALANCE			

32.53 Delinquent Tax Receipts--included in figures shown above

U P P E R S A N D U S K Y C O R P

C O R P O R A T I O N 5G

A D D I T I O N A L
S O U R C E S O F R E C E I P T S

A D D I T I O N A L
D E D U C T I O N S

Other-----
Estate Tax-----
Cigarette Tax-----
Special Assessments-----
Other-----
Total Additional Receipts-----
Total All Receipts-----

Other-----
County Health Dept-----
Personal Property Reimb Admin Fee-----
Election Expenses-----
Advertising Delinquent-----
Other-----
Total Additional Deductions-----
Total All Deductions-----

A D V A N C E S -----

N E T D I S T R I B U T I O N ----- 144.39 -----



-----C O U N T Y A U D I T O R

-----D E P U T Y A U D I T O R

WHARTON CORPORATION

CORPORATION 5H

		F E E S				R E C E I P T S				
	T X / R T	E F / R T	L R E	M H	T O T A L	A / T / R E A	R E C E I P T S			
	M I L L S	M I L L S	R E C E I P T S	R E C E I P T S	R E C E I P T S	D E T A C	N E T - O F - F E E S	N O N - B U S	O W N - O C C	H O M E S T E A D
GENERAL	.800		1.15	.32	1.47	.13	1.33			
#132	.800000000									
/ /	.800									
					.26 D	.01				
GENERAL	2.000		2.87	.81	3.68	.33	3.32			
#133 NO RLBK	2.000000000									
2016/ /2020	2.000									
					.64 D	.03				
A L L	L E V I E S			1.13		.46	4.65			
			4.02							
	2.80				D	.04				
					5.15					
	2.8000 LRE						.00 PREVIOUSLY ADVANCED			
	2.80 MH						4.65 BALANCE			

.90 Delinquent Tax Receipts--included in figures shown above

W H A R T O N C O R P O R A T I O N

C O R P O R A T I O N 5H

A D D I T I O N A L
S O U R C E S O F R E C E I P T S

A D D I T I O N A L
D E D U C T I O N S

Other-----
 Estate Tax-----
 Cigarette Tax-----
 Special Assessments-----
 Other-----
 Total Additional Receipts-----
 Total All Receipts-----

Other-----
 County Health Dept-----
 Personal Property Reimb Admin Fee-----
 Election Expenses-----
 Advertising Delinquent-----
 Other-----
 Total Additional Deductions-----
 Total All Deductions-----

A D V A N C E S -----

N E T D I S T R I B U T I O N ----- *465*



-----C O U N T Y A U D I T O R

-----D E P U T Y A U D I T O R

ALL CORPORATION

		F E E S		R E C E I P T S					
		L R E	M H	TOTAL	A/T/REA	R E C E I P T S			
		RECEIPTS	RECEIPTS	RECEIPTS	DETAC	NET-OF-FEES	NON-BUS	OWN-OCC	HOMESTEAD
A L L	CORPORATION	659.44	93.39		67.38	674.97			
				D	10.48				
				752.83					

DORCAS CAREY PUBLIC LIBRA

OTHER 6A

		F E E S		R E C E I P T S			
TX/RT	EF/RT	L R E	M H	TOTAL	A/T/REA	R E C E I P T S	
MILLS	MILLS	RECEIPTS	RECEIPTS	RECEIPTS	DETAC	NET-OF-FEES	NON-BUS OWN-OCC HOMESTEAD
CURRENT EXPENSE	1.750	359.72	12.75	372.47	33.33	330.46	
#134	1.464968750						
2010/2018/2022	1.750			173.57 D	8.68		

A L L	L E V I E S	359.72	12.75		33.33	330.46	
	1.75			D	8.68		
				372.47			
	1.4649 LRE					.00 PREVIOUSLY ADVANCED	
	1.75 MH					330.46 BALANCE	

173.57 Delinquent Tax Receipts--included in figures shown above

DORCAS CAREY PUBLIC LIBRA

OTHER 6A

ADDITIONAL
SOURCES OF RECEIPTS

ADDITIONAL
DEDUCTIONS

Other-----

Other-----

Estate Tax-----

County Health Dept-----

Cigarette Tax-----

Personal Property Reimb Admin Fee-----

Special Assessments-----

Election Expenses-----

Advertising Delinquent-----

Other-----

Other-----

Total Additional Receipts-----

Total Additional Deductions-----

Total All Receipts-----

Total All Deductions-----

ADVANCES-----

NET DISTRIBUTION----- *530.46*



-----COUNTY AUDITOR

-----DEPUTY AUDITOR

FINDLAY-HANCOCK CO LIBRAR

OTHER 6B

	TX/RT MILLS	EF/RT MILLS	L R E RECEIPTS	M H RECEIPTS	TOTAL RECEIPTS	F E E S A/T/REA DETAC	RECEIPTS NET-OF-FEES	NON-BUS	OWN-OCC	HOMESTEAD
CURRENT EXPENSE	.500		.70	.33	1.03	.09	.94			
#135		.409758000								
2010/2015/2019	.500									

D

A L L L E V I E S			.70	.33		.09	.94			
	.50					D 1.03				
		.4097	LRE				.00	PREVIOUSLY ADVANCED		
		.50	MH				.94	BALANCE		

FINDLAY-HANCOCK CO LIBRAR

OTHER 6B

ADDITIONAL
SOURCES OF RECEIPTS

ADDITIONAL
DEDUCTIONS

Other-----

Other-----

Estate Tax-----

County Health Dept-----

Cigarette Tax-----

Personal Property Reimb Admin Fee-----

Special Assessments-----

Election Expenses-----

Advertising Delinquent-----

Other-----

Other-----

Total Additional Receipts-----

Total Additional Deductions-----

Total All Receipts-----

Total All Deductions-----

ADVANCES-----

NET DISTRIBUTION----- *194*-----



-----COUNTY AUDITOR

-----DEPUTY AUDITOR

FOREST-JACKSON LIBRARY

OTHER 6C

	TX/RT MILLS	EF/RT MILLS	L R E RECEIPTS	M H RECEIPTS	TOTAL RECEIPTS	F E E S A/T/REA DETAC	RECEIPTS NET-OF-FEES	NON-BUS	OWN-OCC	HOMESTEAD
CURRENT EXPENSE	.700		21.55	4.60	26.15	2.34	23.58			
#136	.448011200									
2010/2015/2019	.700									
					4.54 D	.23				
A L L L E V I E S			21.55	4.60		2.34	23.58			
	.70				D 26.15	.23				
	.4480	LRE					.00	PREVIOUSLY ADVANCED		
	.70	MH					23.58	BALANCE		

4.54 Delinquent Tax Receipts--included in figures shown above

FOREST-JACKSON LIBRARY

OTHER 6C

ADDITIONAL
SOURCES OF RECEIPTS

ADDITIONAL
DEDUCTIONS

Other-----

Other-----

Estate Tax-----

County Health Dept-----

Cigarette Tax-----

Personal Property Reimb Admin Fee-----

Special Assessments-----

Election Expenses-----

Advertising Delinquent-----

Other-----

Other-----

Total Additional Receipts-----

Total Additional Deductions-----

Total All Receipts-----

Total All Deductions-----

ADVANCES-----

NET DISTRIBUTION----- *2358*-----

[Signature]
-----COUNTY AUDITOR

-----DEPUTY AUDITOR

MOHAWK COMMUNITY LIBRARY

OTHER 6D

	TX/RT MILLS	EF/RT MILLS	L R E RECEIPTS	M H RECEIPTS	TOTAL RECEIPTS	F E E S A/T/REA DETAC	RECEIPTS NET-OF-FEES	NON-BUS	OWN-OCC	HOMESTEAD
CURRENT EXPENSE	.800		86.22	8.94	95.16	8.52	85.73			
#137		.618148800								
2010/2015/2019	.800									
					18.19 D	.91				
A L L L E V I E S			86.22	8.94		8.52	85.73			
	.80					D .91				
		.6181	LRE		95.16				.00	PREVIOUSLY ADVANCED
		.80	MH						85.73	BALANCE

18.19 Delinquent Tax Receipts--included in figures shown above

M O H A W K C O M M U N I T Y L I B R A R Y

OTHER 6D

A D D I T I O N A L
S O U R C E S O F R E C E I P T S

A D D I T I O N A L
D E D U C T I O N S

Other-----

Other-----

Estate Tax-----

County Health Dept-----

Cigarette Tax-----

Personal Property Reimb Admin Fee-----

Special Assessments-----

Election Expenses-----

Advertising Delinquent-----

Other-----

Other-----

Total Additional Receipts-----

Total Additional Deductions-----

Total All Receipts-----

Total All Deductions-----

A D V A N C E S -----

N E T D I S T R I B U T I O N ----- *85.73* -----



----- COUNTY AUDITOR

----- DEPUTY AUDITOR

UPPER SANDUSKY LIBRARY

OTHER 6E

	TX/RT MILLS	EF/RT MILLS	L R E RECEIPTS	M H RECEIPTS	TOTAL RECEIPTS	F E E S A/T/REA DETAC	RECEIPTS NET-OF-FEES	NON-BUS	OWN-OCC	HOMESTEAD
CURRENT EXPENSE	1.400		216.54	51.54	268.08	24.00	241.87			
#138		1.020076400								
2009/2019/2023	1.400									
					44.28 D	2.21				
A L L L E V I E S			216.54	51.54		24.00	241.87			
	1.40					D 2.21				
		1.0200 LRE			268.08				.00 PREVIOUSLY ADVANCED	
		1.40 MH							241.87 BALANCE	

44.28 Delinquent Tax Receipts--included in figures shown above

U P P E R S A N D U S K Y L I B R A R Y

OTHER 6E

A D D I T I O N A L
S O U R C E S O F R E C E I P T S

A D D I T I O N A L
D E D U C T I O N S

Other-----
 Estate Tax-----
 Cigarette Tax-----
 Special Assessments-----
 Other-----
 Total Additional Receipts-----
 Total All Receipts-----

Other-----
 County Health Dept-----
 Personal Property Reimb Admin Fee-----
 Election Expenses-----
 Advertising Delinquent-----
 Other-----
 Total Additional Deductions-----
 Total All Deductions-----

A D V A N C E S -----

N E T D I S T R I B U T I O N ----- *246.87* -----



-----COUNTY AUDITOR

-----DEPUTY AUDITOR

ALL OTHER

		L R E	M H	TOTAL	F E E S	R E C E I P T S			
		R E C E I P T S	R E C E I P T S	R E C E I P T S	A/T/REA D E T A C	NET-OF-FEES	NON-BUS	OWN-OCC	HOMESTEAD

A L L	OTHER	684.73	78.16		68.28	682.58		
				D	12.03			
				762.89				

G R A N D T O T A L S		28,231.27	3,892.48		2,874.92	28,836.60		
				D	412.23	28,836.60		
				32,123.75		PREVIOUSLY ADVANCED BALANCE		