

WYANDOT COUNTY						COUNTY 1A					
TX/RT MILLS	EF/RT MILLS	REAL RECEIPTS	PERS-PROP RECEIPTS	TOTAL RECEIPTS	FEES		RECEIPTS				
					A/T/REA DETAC	NET-OF-FEES	NON-BUSI	OWNER	OC	HOMESTEAD	

COUNTY GENERAL	2.900	519478.88	47319.98	566798.86	21469.98		545084.70	68051.28	8490.45	19799.22	
# 1	2.900000000	456011.06		4787.84	17683.17	239.39	438088.50	68026.61	8485.53	19774.41	
/ /	2.900000000	63467.82		95.73	3786.81	4.79	106996.20	24.67	4.92	24.81	
				4883.57	D 244.18						

HEALTH DISTRICT	.700	142169.36	11422.09	153591.45	5122.07		148410.57			4778.46	
# 2 NO RLBK	.700000000	128540.09		1155.68	4268.35	57.78	124213.96			4773.13	
2019/2019/2024	.622464500	13629.27		20.55	853.72	1.03	24196.61			5.33	
				1176.23	D 58.81						

MENTAL HEALTH/REC	.600	121802.40	9790.33	131592.73	4388.31		127154.02			4095.76	
# 3 NO RLBK	.600000000	110177.24		990.57	3658.59	49.53	106469.12			4091.22	
2017/ /	.530934600	11625.16		17.52	729.72	.87	20684.90			4.54	
				1008.09	D 50.40						

SENIOR CITIZENS	1.000	203099.09	16317.23	219416.32	7317.24		212015.06			6826.37	
# 4 NO RLBK	1.000000000	183628.70		1650.97	6097.65	82.55	177448.50			6818.76	
2019/ /2024	.889235000	19470.39		29.36	1219.59	1.47	34566.56			7.61	
				1680.33	D 84.02						

SENIOR CITIZENS	.800	107790.30	13053.78	120844.08	4550.98		116243.48	13774.70	1718.69	4008.43	
# 5	.586964000	92297.31		969.06	3579.10	48.45	88669.76	13768.68	1717.48	4002.37	
2009/2019/2024	.707912800	15492.99		23.37	971.88	1.17	27573.72	6.02	1.21	6.06	
				992.43	D 49.62						

A L L L E V I E S			97,903.41		42,848.58			81,825.98		39,508.24	
		1,094,340.03					1,148,907.83		10,209.14		
CLASS-1					35,286.86	477.70		81,795.29		39,459.89	
		970,654.40			9554.12		934,889.84		10,203.01		
CLASS-2					7,561.72	9.33		30.69		48.35	
		123,685.63			186.53		214,017.99		6.13		
					D 487.03						
6.000					1,192,243.44						
	5.7869	AGR-RES									
	5.6504	COM-IND									

9,740.65 Delinquent Tax Receipts--included in figures shown above

WYANDOT COUNTY

COUNTY 1A

ADDITIONAL SOURCES OF RECEIPTS

ADDITIONAL DEDUCTIONS

Other-----

Other-----

Estate Tax-----

County Health Dept-----

Cigarette Tax-----

Personal Property Reimb Admin Fee-----

Special Assessments-----

Election Expenses-----

Advertising Delinquent-----

Total Additional Receipts-----

Total Additional Deductions-----

Total All Receipts----- 1,148,907.83

Total All Deductions-----

ADVANCES-----

N E T D I S T R I B U T I O N----- 1,148,907.83

-----COUNTY AUDITOR

-----DEPUTY AUDITOR

WYANDOT COUNTY							COUNTY	1B		
TX/RT MILLS	EF/RT MILLS	REAL RECEIPTS	PERS-PROP RECEIPTS	TOTAL RECEIPTS	FEES		RECEIPTS			
					A/T/REA DETAC	NET-OF-FEES	NON-BUSI	OWNER	OC	HOMESTEAD
ANGELINE SCHOOLS	2.950	364717.39	48135.80	412853.19	15510.34		397177.07	45907.27	5728.05	13360.51
# 6	1.956097800	307586.98		3229.45	11927.59	161.47	295497.92	45885.08	5723.62	13338.17
2006/2011/CONT	2.610428450	57130.41		86.16	3582.75	4.31	101679.15	22.19	4.43	22.34
				3315.61	D 165.78					
ANGELINE SCHOOLS	1.500	304505.92	24475.86	328981.78	10970.78		317884.99			10239.49
# 7 NO RLBK	1.500000000	275443.04		2476.46	9146.47	123.82	266172.75			10228.14
2017/ /CONT	1.327336500	29062.88		43.81	1824.31	2.19	51712.24			11.35
				2520.27	D 126.01					

A L L	L E V I E S		72,611.66		26,481.12			45,907.27		23,600.00
		669,223.31					715,062.06		5,728.05	
	CLASS-1				21,074.06	285.29		45,885.08		23,566.31
		583,030.02		5705.91			561,670.67		5,723.62	
	CLASS-2				5,407.06	6.50		22.19		33.69
		86,193.29		129.97			153,391.39		4.43	
					D 291.79					
4.450				741,834.97						
	3.4560 AGR-RES									
	3.9377 COM-IND									

5,835.88 Delinquent Tax Receipts--included in figures shown above

WYANDOT COUNTY

COUNTY 1B

ADDITIONAL SOURCES OF RECEIPTS

ADDITIONAL DEDUCTIONS

Other-----

Other-----

Estate Tax-----

County Health Dept-----

Cigarette Tax-----

Personal Property Reimb Admin Fee-----

Special Assessments-----

Election Expenses-----

Advertising Delinquent-----

Total Additional Receipts-----

Total Additional Deductions-----

Total All Receipts----- 715,062.06

Total All Deductions-----

ADVANCES-----

NET DISTRIBUTION----- 715,062.06

-----COUNTY AUDITOR

-----DEPUTY AUDITOR

ALL COUNTY

```

----- FEES -----
REAL      PERS-PROP  TOTAL  A/T/REA  RECEIPTS
RECEIPTS  RECEIPTS  RECEIPTS  DETAC    NET-OF-FEES NON-BUSI OWNER OC HOMESTEAD
-----

```

```

A L L COUNTY      1763563.34 170515.07      69329.70      1863969.89 127733.25 15937.19 63108.24
                   D      778.82
                   1934078.41

```

CAREY EVSD

BOARD OF ED 2A

		CAREY EVSD				FEEES		RECEIPTS			
		TX/RT	EF/RT	REAL	PERS-PROP	TOTAL	A/T/REA	NET-OF-FEES	NON-BUSI	OWNER OC	HOMESTEAD
		MILLS	MILLS	RECEIPTS	RECEIPTS	RECEIPTS	DETAC				
BOND		6.200		227549.56	11117.52	238667.08	8922.96	229615.95	26853.25	3892.62	8238.32
# 8		6.200000000		194084.35		2563.43	7462.25	186493.93	26852.62	3892.62	8238.32
	2013/ /2049	6.200000000		33465.21			1460.71	43122.02	.63		
						2563.43 D	128.17				
CLASSROOM FACILIT		.500		15808.06	896.57	16704.63	623.17	16072.64	1848.90	268.02	567.23
# 9		.426881500		13363.07		176.49	513.79	12840.46	1848.85	268.02	567.23
	2013/ /2035	.452978000		2444.99			109.38	3232.18	.05		
						176.49 D	8.82				
GENERAL		7.800		146329.80	13986.57	160316.37	5891.02	154350.48	15687.14	2273.95	4812.59
# 10		3.621859800		113378.43		1497.48	4359.23	108944.33	15686.52	2273.95	4812.59
	1991/ /CONT	6.104802600		32951.37			1531.79	45406.15	.62		
						1497.48 D	74.87				
GENERAL		2.900		29633.14	5200.14	34833.28	1274.91	33542.51	3323.29	481.73	1019.55
# 11		.767287800		24019.12		317.24	923.50	23079.76	3323.18	481.73	1019.55
	1977/ /CONT	1.040093700		5614.02			351.41	10462.75	.11		
						317.24 D	15.86				
GENERAL		4.800		88933.23	8607.11	97540.34	3588.72	93905.54	9653.60	1399.36	2961.58
# 12		2.228836800		69771.34		921.52	2682.60	67042.66	9653.24	1399.36	2961.58
	1989/ /CONT	3.550065600		19161.89			906.12	26862.88	.36		
						921.52 D	46.08				
GENERAL		5.000		76552.41	8965.76	85518.17	3140.36	82337.99	8343.00	1209.38	2559.53
# 13		1.926245000		60299.03		796.42	2318.41	57940.80	8342.70	1209.38	2559.53
	1979/ /CONT	3.011215000		16253.38			821.95	24397.19	.30		
						796.42 D	39.82				
GENERAL		24.400		249327.15	43752.86	293080.01	10726.79	282219.76	27961.39	4053.23	8578.22
# 14		6.455800800		202091.90		2669.20	7770.12	194188.32	27960.51	4053.23	8578.22
	1976/ /CONT	8.751133200		47235.25			2956.67	88031.44	.88		
						2669.20 D	133.46				
GENERAL		5.000		183507.70	8965.76	192473.46	7195.94	185174.16	21655.85	3139.21	6643.81
# 15		5.000000000		156519.63		2067.29	6017.94	150398.33	21655.34	3139.21	6643.81
	/ /	5.000000000		26988.07			1178.00	34775.83	.51		
						2067.29 D	103.36				
A L L	L E V I E S			101,492.29		41,363.87			115,326.42		35,380.83
	CLASS-1		1,017,641.05			32,047.84		550.44	1,077,219.03	16,717.50	35,380.83
	CLASS-2		833,526.87		11009.07			800,928.59	115,322.96	16,717.50	
			184,114.18			9,316.03		276,290.44	3.46		
						D	550.44				
	56.600					1,119,133.34					
	26.6266 AGR-RES										
	34.1100 COM-IND										

11,009.07 Delinquent Tax Receipts--included in figures shown above

CAREY EVSD

BOARD OF ED 2A

ADDITIONAL
SOURCES OF RECEIPTS

ADDITIONAL
DEDUCTIONS

Other-----

Other-----

Estate Tax-----

County Health Dept-----

Cigarette Tax-----

Personal Property Reimb Admin Fee-----

Special Assessments-----

Election Expenses-----

Advertising Delinquent-----

Total Additional Receipts-----


Total Additional Deductions-----

Total All Receipts----- 1,077,219.03

Total All Deductions-----

ADVANCES-----

NET D I S T R I B U T I O N----- 1,077,219.03



-----COUNTY AUDITOR

-----DEPUTY AUDITOR

KENTON CSD

BOARD OF ED 2B

KENTON CSD						BOARD OF ED 2B					
	TX/RT MILLS	EF/RT MILLS	REAL RECEIPTS	PERS-PROP RECEIPTS	TOTAL RECEIPTS	FEEES	RECEIPTS				
						A/T/REA DETAC	NET-OF-FEES	NON-BUSI	OWNER OC	HOMESTEAD	
BOND # 16	3.400		1320.85	509.10	1829.95	84.45	1745.50	436.21	29.50	92.54	
	3.400000000		1320.85			60.16	1260.69	436.21	29.50	92.54	
2011/ /2038	3.400000000					24.29	484.81				
						D					
CLASSROOM FACILIT # 17	.500		157.88	74.86	232.74	10.54	222.20	52.14	3.53	11.06	
	.406395000		157.88			7.19	150.69	52.14	3.53	11.06	
2011/ /CONT	.499749000					3.35	71.51				
						D					
GENERAL # 18	4.800		1183.32	718.73	1902.05	84.07	1817.98	390.79	26.43	82.91	
	3.045984000		1183.32			53.90	1129.42	390.79	26.43	82.91	
1985/ /CONT	4.797590400					30.17	688.56				
						D					
GENERAL # 19	3.500		1359.68	524.07	1883.75	86.93	1796.82	449.05	30.37	95.26	
	3.500000000		1359.68			61.93	1297.75	449.05	30.37	95.26	
/ /	3.500000000					25.00	499.07				
						D					
GENERAL # 20	4.600		1096.89	688.78	1785.67	78.65	1707.02	362.26	24.49	76.85	
	2.823507600		1096.89			49.96	1046.93	362.26	24.49	76.85	
1980/ /CONT	3.419897600					28.69	660.09				
						D					
GENERAL # 21	21.300		4635.88	3189.35	7825.23	341.31	7483.92	1531.04	103.54	324.79	
	11.933325000		4635.88			211.16	4424.72	1531.04	103.54	324.79	
1976/ /CONT	13.594448100					130.15	3059.20				
						D					
A L L L E V I E S				5,704.89		685.95		3,221.49		683.41	
			9,754.50				14,773.44		217.86		
CLASS-1						444.30		3,221.49		683.41	
			9,754.50				9,310.20		217.86		
CLASS-2						241.65					
							5,463.24				
						D					
	38.100				15,459.39						
		25.1090	AGR-RES								
		29.2114	COM-IND								

KENTON CSD

BOARD OF ED 2B

ADDITIONAL
SOURCES OF RECEIPTS

ADDITIONAL
DEDUCTIONS

Other-----

Other-----

Estate Tax-----

County Health Dept-----

Cigarette Tax-----

Personal Property Reimb Admin Fee-----

Special Assessments-----

Election Expenses-----

Advertising Delinquent-----

Total Additional Receipts-----

Total Additional Deductions-----

Total All Receipts----- 14,773.44

Total All Deductions-----

ADVANCES-----

N E T D I S T R I B U T I O N-----

14,773.44



-----COUNTY AUDITOR

-----DEPUTY AUDITOR

MOHAWK LSD

BOARD OF ED 2C

				MOHAWK LSD		FEEES		RECEIPTS			
		TX/RT	EF/RT	REAL	PERS-PROP	TOTAL	A/T/REA	RECEIPTS			
		MILLS	MILLS	RECEIPTS	RECEIPTS	RECEIPTS	DETAC	NET-OF-FEES	NON-BUSI	OWNER OC	HOMESTEAD
BOND		1.860		35404.39	4573.67	39978.06	1526.29	38433.20	5321.95	595.65	1696.64
# 22		1.860000000		34352.31		352.70	1343.36	17.64	32991.31	5321.76	1688.69
	2003/ /2030	1.860000000		1052.08		18.61	182.93	.93	5441.89	.19	7.95
						371.31 D	18.57			1.25	
BOND		.400		7613.84	983.57	8597.41	328.23	8265.19	1144.51	128.09	364.88
# 23		.400000000		7387.59		75.85	288.90	3.79	7094.90	1144.47	363.17
	2003/ /2030	.400000000		226.25		4.00	39.33	.20	1170.29	.04	1.71
						79.85 D	3.99			.27	
CLASSROOM FACILIT		.500		6317.37	1229.48	7546.85	285.09	7258.41	935.02	104.76	298.81
# 24		.326780000		6035.30		61.97	236.01	3.10	5796.19	934.97	296.68
	2003/ /2025	.498680500		282.07		4.99	49.08	.25	1462.22	.05	2.13
						66.96 D	3.35			.33	
GENERAL		6.000		64793.63	14753.76	79547.39	2994.51	76518.68	9645.95	1080.34	3079.82
# 25		3.371172000		62262.06		639.26	2434.79	31.96	59795.31	9645.49	3060.69
	1980/ /CONT	4.475652000		2531.57		44.79	559.72	2.24	16723.37	.46	19.13
						684.05 D	34.20			3.01	
GENERAL		22.900		215881.10	56310.20	272191.30	10211.75	261865.99	32303.66	3616.66	10305.80
# 26		11.289906100		208512.96		2140.88	8154.00	107.04	200251.92	32302.31	10250.13
	1976/ /CONT	13.026413100		7368.14		130.36	2057.75	6.52	61614.07	1.35	55.67
						2271.24 D	113.56			8.75	
GENERAL		5.000		95173.02	12294.80	107467.82	4102.94	103314.97	14306.36	1601.21	4560.88
# 27		5.000000000		92344.86		948.14	3611.19	47.41	88686.26	14305.84	4539.51
	/ /	5.000000000		2828.16		50.04	491.75	2.50	14628.71	.52	21.37
						998.18 D	49.91			3.36	
GENERAL		3.000		33735.54	7376.88	41112.42	1549.04	39545.55	5012.43	561.47	1600.90
# 28		1.751799000		32353.92		332.19	1265.21	16.61	31072.10	5012.18	1590.46
	1986/ /CONT	2.442594000		1381.62		24.44	283.83	1.22	8473.45	.25	10.44
						356.63 D	17.83			1.64	
A L L L E V I E S				97,522.36		20,997.85			68,669.88		21,907.73
			458,918.89						535,201.99	7,688.18	
	CLASS-1					17,333.46		227.55	68,667.02		21,789.33
			443,249.00			4550.99			425,687.99	7,669.57	
	CLASS-2					3,664.39		13.86		2.86	118.40
			15,669.89			277.23			109,514.00		18.61
						D	241.41				
	39.660										
		23.9994	AGR-RES								
		27.7031	COM-IND								

4,828.22 Delinquent Tax Receipts--included in figures shown above

MOHAWK LSD

BOARD OF ED 2C

ADDITIONAL SOURCES OF RECEIPTS

ADDITIONAL DEDUCTIONS

Other-----
Estate Tax-----
Cigarette Tax-----
Special Assessments-----

Other-----
County Health Dept-----
Personal Property Reimb Admin Fee-----
Election Expenses-----
Advertising Delinquent-----

Total Additional Receipts-----

Total Additional Deductions-----

Total All Receipts----- 535,201.99

Total All Deductions-----

ADVANCES-----

N E T D I S T R I B U T I O N----- 535,201.99



-----COUNTY AUDITOR

-----DEPUTY AUDITOR

RIDGEDALE LSD

BOARD OF ED 2D

		TX/RT	EF/RT	REAL	PERS-PROP	TOTAL	A/T/REA	RECEIPTS				
		MILLS	MILLS	RECEIPTS	RECEIPTS	RECEIPTS	DETAC	NET-OF-FEES	NON-BUSI	OWNER	OC	HOMESTEAD
EMERGENCY		3.740		10106.36	1070.22	11176.58	419.73	10756.61	1436.22	157.84		338.59
# 29		3.740000000		9263.59		4.71	358.48	.24	8904.87	1436.22	157.84	338.59
	2012/ /2016	3.740000000		842.77			61.25		1851.74			
						4.71 D	.24					
GENERAL		5.500		14862.31	1573.85	16436.16	617.24	15818.57	2112.08	232.12		497.92
# 30		5.500000000		13622.94		6.93	527.17	.35	13095.42	2112.08	232.12	497.92
	/ /	5.500000000		1239.37			90.07		2723.15			
						6.93 D	.35					
GENERAL		4.500		6702.24	1287.70	7989.94	296.41	7693.38	942.12	103.54		222.10
# 31		2.453332500		6076.65		3.09	235.15	.15	5841.35	942.12	103.54	222.10
	1978/ /CONT	2.776203000		625.59			61.26		1852.03			
						3.09 D	.15					
GENERAL		30.700		35589.29	8784.96	44374.25	1640.83	42732.58	5108.14	561.39		1204.24
# 32		13.301910900		32947.45		16.76	1274.97	.84	31671.64	5108.14	561.39	1204.24
	1976/ /CONT	11.723808100		2641.84			365.86		11060.94			
						16.76 D	.84					
ALL LEVIES					12,716.73		2,974.21		9,598.56			2,262.85
	CLASS-1			67,260.20			2,395.77	1.58	77,001.14		1,054.89	
	CLASS-2			61,910.63		31.49	578.44		9,598.56		1,054.89	2,262.85
				5,349.57					17,487.86			
							D 1.58					
	44.440					79,976.93						
	24.9952 AGR-RES											
	23.7400 COM-IND											

31.49 Delinquent Tax Receipts--included in figures shown above

RIDGEDALE LSD

BOARD OF ED 2D

ADDITIONAL
SOURCES OF RECEIPTS

ADDITIONAL
DEDUCTIONS

Other-----

Other-----

Estate Tax-----

County Health Dept-----

Cigarette Tax-----

Personal Property Reimb Admin Fee-----

Special Assessments-----

Election Expenses-----

Advertising Delinquent-----

Total Additional Receipts-----

Total Additional Deductions-----

Total All Receipts----- 77,001.14

Total All Deductions-----

ADVANCES-----

N E T D I S T R I B U T I O N----- 77,001.14



-----COUNTY AUDITOR

-----DEPUTY AUDITOR

RIVERDALE LSD

BOARD OF ED 2E

		RIVERDALE LSD				BOARD OF ED 2E					
		FEEES									
	TX/RT MILLS	EF/RT MILLS	REAL RECEIPTS	PERS-PROP RECEIPTS	TOTAL RECEIPTS	A/T/REA DETAC	RECEIPTS				
						NET-OF-FEES NON-BUSI OWNER OC HOMESTEAD					
CLASSROOM FACILI	.500		4318.67	654.71	4973.38	184.36	4783.50	630.45	50.96	103.34	
# 33	.279697500		4217.22		110.42	160.15	5.52	4051.55	630.45	50.96	103.34
2001/ /2022	.470734500		101.45			24.21		731.95			
				110.42 D		5.52					
BOND	2.930		44809.20	3836.62	48645.82	1820.72	46767.26	6604.26	533.99	1082.42	
# 34	2.930000000		44177.75		1156.74	1677.67	57.84	42442.24	6604.26	533.99	1082.42
2000/ /2022	2.930000000		631.45			143.05		4325.02			
				1156.74 D		57.84					
GENERAL	20.500		268275.69	26843.20	295118.89	11027.07	283745.05	39597.24	3201.77	6489.85	
# 35	17.567434000		264876.86		6935.47	10058.79	346.77	254471.30	39597.24	3201.77	6489.85
1976/ /CONT	15.771019000		3398.83			968.28		29273.75			
				6935.47 D		346.77					
GENERAL	4.400		67290.22	5761.48	73051.70	2734.19	70230.66	9917.65	801.93	1625.47	
# 36	4.400000000		66341.98		1737.09	2519.36	86.85	63735.77	9917.65	801.93	1625.47
/ /	4.400000000		948.24			214.83		6494.89			
				1737.09 D		86.85					
A L L	L E V I E S		37,096.01		15,766.34			56,749.60		9,301.08	
			384,693.78					405,526.47		4,588.65	
	CLASS-1					14,415.97	496.98	56,749.60		9,301.08	
			379,613.81		9939.72			364,700.86		4,588.65	
	CLASS-2					1,350.37					
			5,079.97					40,825.61			
						D	496.98				
	28.330				421,789.79						
	25.1770 AGR-RES										
	23.5717 COM-IND										

9,939.72 Delinquent Tax Receipts--included in figures shown above

RIVERDALE LSD

ADDITIONAL
SOURCES OF RECEIPTS

ADDITIONAL
DEDUCTIONS

Other-----

Other-----

Estate Tax-----

County Health Dept-----

Cigarette Tax-----

Personal Property Reimb Admin Fee-----

Special Assessments-----

Election Expenses-----

Advertising Delinquent-----

Total Additional Receipts-----

Total Additional Deductions-----

Total All Receipts----- 405,526.47

Total All Deductions-----

ADVANCES-----

NET DISTRIBUTION----- 405,526.47



-----COUNTY AUDITOR

-----DEPUTY AUDITOR

UPPER SANDUSKY EVSD

BOARD OF ED 2F

		F E E S				R E C E I P T S				
	TX/RT MILLS	EF/RT MILLS	REAL RECEIPTS	PERS-PROP RECEIPTS	TOTAL RECEIPTS	A/T/REA DETAC	NET-OF-FEES	NON-BUSI	OWNER OC	HOMESTEAD
GENERAL	5.000		290795.79	46294.89	337090.68	12672.65	324370.83	35239.06	4572.34	10356.39
# 37	2.923915000		233631.62		912.82	9084.89	45.64	224501.09	35207.67	4568.47
1986/ /CONT	3.780880000		57164.17		31.12	3587.76	1.56	99869.74	31.39	3.87
					943.94	D 47.20				16.19
GENERAL	4.800		456110.33	44443.11	500553.44	19010.34	481466.20	57837.97	7504.66	16995.42
# 38	4.800000000		383537.79		1498.53	14914.08	74.93	368548.78	57798.12	7499.74
/ /	4.800000000		72572.54		39.50	4096.26	1.97	112917.42	39.85	4.92
					1538.03	D 76.90				20.56
GENERAL	20.300		1003630.39	187957.30	1191587.69	44741.64	1146674.86	129028.28	16741.95	37912.64
# 39	10.708757500		855669.47		3343.18	33273.17	167.16	822229.14	128947.03	16731.91
1976/ /CONT	9.786244300		147960.92		80.54	11468.47	4.03	324445.72	81.25	10.04
					3423.72	D 171.19				41.91
GENERAL	3.600		178094.12	33332.32	211426.44	7938.68	203457.39	22892.02	2970.34	6726.41
# 40	1.899932400		151811.65		593.13	5903.28	29.66	145878.71	22877.59	2968.55
1977/ /CONT	1.738342800		26282.47		14.31	2035.40	.71	57578.68	14.43	1.79
					607.44	D 30.37				7.44
PERMANENT IMPROVE	2.000		206157.02	18517.96	224674.98	7537.35	217106.88			6811.16
# 41 NO RLBK	1.923898000		179898.77		600.62	5977.74	30.03	173891.00		6803.73
2015/ /CONT	1.735670000		26258.25		14.28	1559.61	.72	43215.88		7.43
					614.90	D 30.75				
A L L L E V I E S			330,545.58			91,900.66		244,997.33		78,802.02
	CLASS-1	2,134,787.65				69,153.16	347.42	2,373,076.16	31,789.29	
	CLASS-2	1,804,549.30			6948.28			1,735,048.72	31,768.67	78,708.49
		330,238.35			179.75	22,747.50	8.99	166.92		93.53
					D 356.41			638,027.44	20.62	
	35.700									
	22.2563	AGR-RES								
	21.8409	COM-IND								

7,128.03 Delinquent Tax Receipts--included in figures shown above

UPPER SANDUSKY EVSD

ADDITIONAL
SOURCES OF RECEIPTS

ADDITIONAL
DEDUCTIONS

Other-----

Other-----

Estate Tax-----

County Health Dept-----

Cigarette Tax-----

Personal Property Reimb Admin Fee-----

Special Assessments-----

Election Expenses-----

Advertising Delinquent-----

Total Additional Receipts-----

Total Additional Deductions-----

Total All Receipts----- 2,373,076.16

Total All Deductions-----

ADVANCES-----

NET DISTRIBUTION----- 2,373,076.16



-----COUNTY AUDITOR

-----DEPUTY AUDITOR

VANLUE LSD

BOARD OF ED 2G

		TX/RT MILLS	EF/RT MILLS	REAL RECEIPTS	PERS-PROP RECEIPTS	TOTAL RECEIPTS	FEEES A/T/REA DETAC	RECEIPTS NET-OF-FEES	NON-BUSI	OWNER OC	HOMESTEAD

EMERGENCY		6.390		6672.16	485.64	7157.80	270.16	6887.64	972.11	85.06	223.06
# 42		6.3900000000		6635.58			253.44	6382.14	972.11	85.06	223.06
2019/	/2028	6.3900000000		36.58			16.72	505.50			
D											

GENERAL		6.000		6264.93	456.00	6720.93	253.68	6467.25	912.78	79.87	209.44
# 43		6.0000000000		6230.58			237.98	5992.60	912.78	79.87	209.44
/	/	6.0000000000		34.35			15.70	474.65			
D											

GENERAL		25.000		16227.90	1900.00	18127.90	680.16	17447.74	2365.59	206.99	542.80
# 44		15.549750000		16147.34			616.74	15530.60	2365.59	206.99	542.80
1976/	/CONT	14.071000000		80.56			63.42	1917.14			
D											

PERMANENT IMPROVE		4.000		1817.00	304.00	2121.00	79.04	2041.96	264.00	23.10	60.58
# 45		1.735352000		1802.04			68.83	1733.21	264.00	23.10	60.58
1994/	/CONT	2.613944000		14.96			10.21	308.75			
D											

A L L	L E V I E S				3,145.64		1,283.04		4,514.48		1,035.88
				30,981.99				32,844.59		395.02	
	CLASS-1						1,176.99		4,514.48		1,035.88
				30,815.54				29,638.55		395.02	
	CLASS-2						106.05				
				166.45				3,206.04			
D											
		41.390				34,127.63					
				29.6750	AGR-RES						
				29.0749	COM-IND						

VANLUE LSD

BOARD OF ED 2G

ADDITIONAL SOURCES OF RECEIPTS

ADDITIONAL DEDUCTIONS

Other-----

Other-----

Estate Tax-----

County Health Dept-----

Cigarette Tax-----

Personal Property Reimb Admin Fee-----

Special Assessments-----

Election Expenses-----

Advertising Delinquent-----

Total Additional Receipts-----

Total Additional Deductions-----

Total All Receipts----- 32,844.59

Total All Deductions-----

ADVANCES-----

N E T D I S T R I B U T I O N----- 32,844.59

-----COUNTY AUDITOR

-----DEPUTY AUDITOR

10,894.83 Delinquent Tax Receipts--included in figures shown above

WYNFORD LSD

BOARD OF ED 2H

ADDITIONAL
SOURCES OF RECEIPTS

ADDITIONAL
DEDUCTIONS

Other-----

Other-----

Estate Tax-----

County Health Dept-----

Cigarette Tax-----

Personal Property Reimb Admin Fee-----

Special Assessments-----

Election Expenses-----

Advertising Delinquent-----

Total Additional Receipts-----

Total Additional Deductions-----

Total All Receipts----- 326,812.41

Total All Deductions-----

ADVANCES-----

NET DISTRIBUTION----- 326,812.41



-----COUNTY AUDITOR

-----DEPUTY AUDITOR

ALL BOARD OF ED

		F E E S					
REAL	PERS-PROP	TOTAL	A/T/REA	R E C E I P T S			
RECEIPTS	RECEIPTS	RECEIPTS	DETAC	NET-OF-FEES	NON-BUSI	OWNER	OC HOMESTEAD
A L L	BOARD OF ED	4386799.30	645412.27	187564.77	4842455.23	535738.97	66697.79 165300.37
			D	2191.57			
		5032211.57					

OHIO HI-POINT JVSD

J V S 3B

		TX/RT	EF/RT	REAL	PERS-PROP	TOTAL	A/T/REA	RECEIPTS			
		MILLS	MILLS	RECEIPTS	RECEIPTS	RECEIPTS	DETAC	NET-OF-FEES	NON-BUSI	OWNER OC	HOMESTEAD
----- FEES -----											
GENERAL		2.000		776.97	299.47	1076.44	49.68	1026.76	256.60	17.35	54.43
# 55		2.000000000		776.97			35.39	741.58	256.60	17.35	54.43
1978/	/CONT	2.000000000					14.29	285.18			
D											
PERMANENT IMPROVE		.600		295.77	89.84	385.61	14.16	371.45			15.32
# 56 NO RLEK		.562875600		295.77			9.96	285.81			15.32
2018/	/CONT	.564447600					4.20	85.64			
D											

A L L	L E V I E S				389.31		63.84		256.60		69.75
				1,072.74				1,398.21		17.35	
	CLASS-1						45.35		256.60		69.75
				1,072.74				1,027.39		17.35	
	CLASS-2						18.49				
								370.82			
D											
		2.600				1,462.05					
				2.5628	AGR-RES						
				2.5644	COM-IND						

OHIO HI-POINT JVSD

J V S 3B

ADDITIONAL SOURCES OF RECEIPTS

ADDITIONAL DEDUCTIONS

Other-----
Estate Tax-----
Cigarette Tax-----
Special Assessments-----

Other-----
County Health Dept-----
Personal Property Reimb Admin Fee-----
Election Expenses-----
Advertising Delinquent-----

Total Additional Receipts-----

Total Additional Deductions-----

Total All Receipts----- 1,398.21

Total All Deductions-----

ADVANCES-----

NET DISTRIBUTION----- 1,398.21



-----COUNTY AUDITOR

-----DEPUTY AUDITOR

VANGUARD JVSD

J V S 3C

		F E E S					R E C E I P T S				
	TX/RT MILLS	EF/RT MILLS	REAL RECEIPTS	PERS-PROP RECEIPTS	TOTAL RECEIPTS	A/T/REA DETAC	NET-OF-FEES	NON-BUSI	OWNER	OC	HOMESTEAD
GENERAL	1.600		182492.11	18748.71	201240.82	7649.72	193549.49	23857.37	3013.94		7124.61
# 57	1.600000000		157396.27		802.92	6126.94	40.15	151229.18	23843.91	3011.23	7110.92
1976/ /CONT	1.600000000		25095.84		29.18	1522.78	1.46	42320.31	13.46	2.71	13.69
					832.10	D 41.61					

A L L L E V I E S			182,492.11	18,748.71		7,649.72		193,549.49	23,857.37	3,013.94	7,124.61
	CLASS-1					6,126.94	40.15				7,110.92
			157,396.27		802.92			151,229.18		3,011.23	
	CLASS-2					1,522.78	1.46		13.46		13.69
			25,095.84		29.18			42,320.31		2.71	
						D 41.61					
	1.600				201,240.82						
	1.6000	AGR-RES									
	1.6000	COM-IND									

832.10 Delinquent Tax Receipts--included in figures shown above

VANGUARD JVSD

J V S 3C

ADDITIONAL
SOURCES OF RECEIPTS

ADDITIONAL
DEDUCTIONS

Other-----

Other-----

Estate Tax-----

County Health Dept-----

Cigarette Tax-----

Personal Property Reimb Admin Fee-----

Special Assessments-----

Election Expenses-----

Advertising Delinquent-----

Total Additional Receipts-----


Total Additional Deductions-----

Total All Receipts----- 193,549.49

Total All Deductions-----

ADVANCES-----

NET DISTRIBUTION----- 193,549.49



-----COUNTY AUDITOR

-----DEPUTY AUDITOR

		TRI-RIVERS JVSD				J V S 3D					
		F E E S									
	TX/RT MILLS	EF/RT MILLS	REAL RECEIPTS	PERS-PROP RECEIPTS	TOTAL RECEIPTS	A/T/REA DETAC	R E C E I P T S				
							NET-OF-FEES	NON-BUSI	OWNER	OC	HOMESTEAD
GENERAL	1.300		1967.83	372.00	2339.83	86.31	2253.48	264.56	29.08		62.37
# 58	.688941500		1706.44		.87	66.03	.04	1640.37	264.56	29.08	62.37
1997/2017/2021	1.159980900		261.39			20.28		613.11			
					.87 D	.04					
GENERAL	2.100		2560.13	600.93	3161.06	115.90	3045.10	341.06	37.48		80.40
# 59	.888136200		2199.82		1.12	85.13	.06	2114.63	341.06	37.48	80.40
1978/ /CONT	1.598942100		360.31			30.77		930.47			
					1.12 D	.06					
GENERAL	1.000		1227.69	286.16	1513.85	55.47	1458.35	162.41	17.85		38.29
# 60	.422922000		1047.53		.53	40.54	.03	1006.96	162.41	17.85	38.29
1989/2014/CONT	.799489000		180.16			14.93		451.39			
					.53 D	.03					
A L L	L E V I E S			1,259.09		257.68		6,756.93	768.03	84.41	181.06
	CLASS-1		5,755.65			191.70	.13	4,761.96	768.03	84.41	181.06
	CLASS-2		4,953.79		2.52	65.98		1,994.97			
			801.86								
4.400					D	.13					
	1.9999 AGR-RES				7,014.74						
	3.5582 COM-IND										

2.52 Delinquent Tax Receipts--included in figures shown above

TRI-RIVERS JVSD

J V S 3D

ADDITIONAL
SOURCES OF RECEIPTS

ADDITIONAL
DEDUCTIONS

Other-----

Other-----

Estate Tax-----

County Health Dept-----

Cigarette Tax-----

Personal Property Reimb Admin Fee-----

Special Assessments-----

Election Expenses-----

Advertising Delinquent-----

Total Additional Receipts-----


Total Additional Deductions-----

Total All Receipts----- 6,756.93

Total All Deductions-----

ADVANCES-----

NET DISTRIBUTION----- 6,756.93



-----COUNTY AUDITOR

-----DEPUTY AUDITOR

PIONEER JVSD

J V S 3H

		TX/RT	EF/RT	REAL	PERS-PROP	TOTAL	A/T/REA	RECEIPTS				
		MILLS	MILLS	RECEIPTS	RECEIPTS	RECEIPTS	DETAC	NET-OF-FEES	NON-BUSI	OWNER	OC	HOMESTEAD
GENERAL		1.000		5599.21	984.81	6584.02	250.40	6322.51	800.85	104.12		321.19
# 61		.613439000		5267.63		208.35	207.91	10.42	5049.30	800.85	104.12	321.19
1983/	/CONT	.930477000		331.58		13.75	42.49	.69	1273.21			
						222.10 D	11.11					
GENERAL		1.700		16523.84	1674.19	18198.03	610.07	17559.84				828.77
# 62 NO RLBK		1.582846200		15927.05		537.60	536.48	26.88	15363.69			828.77
2014/	/CONT	1.674727800		596.79		24.74	73.59	1.24	2196.15			
						562.34 D	28.12					
GENERAL		1.000		5093.13	984.81	6077.94	230.84	5837.00	733.00	95.28		293.97
# 63		.561464000		4821.33		190.70	190.30	9.54	4621.49	733.00	95.28	293.97
1980/	/CONT	.762703000		271.80		11.27	40.54	.56	1215.51			
						201.97 D	10.10					
A L L L E V I E S					3,643.81		1,091.31			1,533.85		1,443.93
				27,216.18					29,719.35		199.40	
	CLASS-1						934.69	46.84		1,533.85		1,443.93
				26,016.01		936.65			25,034.48		199.40	
	CLASS-2						156.62	2.49				
				1,200.17		49.76			4,684.87			
						D	49.33					
	3.700					30,859.99						
		2.7576	AGR-RES									
		3.3678	COM-IND									

986.41 Delinquent Tax Receipts--included in figures shown above

PIONEER JVSD

J V S 3H

ADDITIONAL
SOURCES OF RECEIPTS

ADDITIONAL
DEDUCTIONS

Other-----

Other-----

Estate Tax-----

County Health Dept-----

Cigarette Tax-----

Personal Property Reimb Admin Fee-----

Special Assessments-----

Election Expenses-----

Advertising Delinquent-----

Total Additional Receipts-----

Total Additional Deductions-----

Total All Receipts----- 29,719.35

Total All Deductions-----

ADVANCES-----

NET DISTRIBUTION----- 29,719.35



-----COUNTY AUDITOR

-----DEPUTY AUDITOR

ALL J V S

		F E E S							
REAL	PERS-PROP	TOTAL	A/T/REA	R E C E I P T S					
RECEIPTS	RECEIPTS	RECEIPTS	DETAC	NET-OF-FEES	NON-BUSI	OWNER	OC	HOMESTEAD	

A L L J V S

216536.68	24040.92		9062.55	231423.98	26415.85	3315.10	8819.35		
			D						
		240577.60	91.07						

ANTRIM TOWNSHIP

TOWNSHIP 4A

		F E E S				R E C E I P T S				
	TX/RT MILLS	EF/RT MILLS	REAL RECEIPTS	PERS-PROP RECEIPTS	TOTAL RECEIPTS	A/T/REA DETAC	NET-OF-FEES	NON-BUSI	OWNER OC	HOMESTEAD

GENERAL	.400		3678.73	410.63	4089.36	156.41	3931.32	547.35	62.27	185.91
# 64	.400000000		3490.75		26.72	137.24	1.34	3352.17	547.35	185.91
/ /	.400000000		187.98		5.91	19.17	.29	579.15	62.27	
					32.63 D	1.63				

ROAD	.800		6338.80	706.72	7045.52	267.40	6776.92	954.78	102.49	248.87
# 65	.800000000		6098.43		23.92	237.08	1.20	5860.15	954.78	248.87
/ /	.800000000		240.37			30.32		916.77	102.49	
					23.92 D	1.20				

A L L	L E V I E S			1,117.35		423.81		1,502.13		434.78
			10,017.53				10,708.24		164.76	
	CLASS-1					374.32	2.54	1,502.13		434.78
			9,589.18		50.64		9,212.32		164.76	
	CLASS-2					49.49	.29			
			428.35		5.91		1,495.92			
					D	2.83				
	1.200				11,134.88					
		1.2000	AGR-RES							
		1.2000	COM-IND							

56.55 Delinquent Tax Receipts--included in figures shown above

ANTRIM TOWNSHIP

TOWNSHIP 4A

ADDITIONAL
SOURCES OF RECEIPTS

ADDITIONAL
DEDUCTIONS

Other-----

Other-----

Estate Tax-----

County Health Dept----- 1,864.79

Cigarette Tax-----

Personal Property Reimb Admin Fee-----

Special Assessments-----

Election Expenses-----

Advertising Delinquent-----

Total Additional Receipts-----

Total Additional Deductions----- 1,864.79

Total All Receipts----- 10,708.24

Total All Deductions----- 1,864.79

ADVANCES-----

NET DISTRIBUTION----- 8,843.45



-----COUNTY AUDITOR

-----DEPUTY AUDITOR

CRANE TOWNSHIP						TOWNSHIP 4B					
TX/RT MILLS	EF/RT MILLS	REAL RECEIPTS	PERS-PROP RECEIPTS	TOTAL RECEIPTS	FEES		RECEIPTS				
					A/T/REA DETAC	NET-OF-FEES	NON-BUSI	OWNER	OC	HOMESTEAD	
GENERAL	.500	26670.10	2208.48	28878.58	1107.37		27766.97	2945.34	478.06	1156.24	
# 66	.500000000	19832.82		80.75	781.42		4.04	19047.36	2941.46	477.55	1154.10
/ /	.500000000	6837.28		4.11	325.95		.20	8719.61	3.88	.51	2.14
				84.86 D	4.24						
GENERAL	.500	27515.48	2208.48	29723.96	1017.46		28702.58			1071.90	
# 67 NO RLBK	.463579500	21558.14		74.86	724.50		3.74	20829.90		1070.04	
2017/ /2021	.435372000	5957.34		3.58	292.96		.18	7872.68		1.86	
				78.44 D	3.92						
ROAD	.700	6486.37	1017.23	7503.60	282.25		7218.22	1019.00	106.45	186.40	
# 68	.700000000	6192.29		62.53	240.08		3.13	5949.08	1016.51	106.20	183.40
/ /	.700000000	294.08			42.17			1269.14	2.49	.25	3.00
				62.53 D	3.13						
A L L L E V I E S			5,434.19		2,407.08			3,964.34		2,414.54	
		60,671.95						63,687.77	584.51		
CLASS-1					1,746.00		10.91	3,957.97		2,407.54	
		47,583.25		218.14				45,826.34	583.75		
CLASS-2					661.08		.38		6.37	7.00	
		13,088.70		7.69				17,861.43	.76		
					D						
1.700				66,106.14	11.29						
	1.6635	AGR-RES									
	1.6353	COM-IND									

225.83 Delinquent Tax Receipts--included in figures shown above

CRANE TOWNSHIP

TOWNSHIP 4B

ADDITIONAL
SOURCES OF RECEIPTS

ADDITIONAL
DEDUCTIONS

Other-----

Other-----

Estate Tax-----

County Health Dept----- 2,210.73

Cigarette Tax-----

Personal Property Reimb Admin Fee-----

Special Assessments-----

Election Expenses-----

Advertising Delinquent-----

Total Additional Receipts-----

Total Additional Deductions----- 2,210.73

Total All Receipts----- 63,687.77

Total All Deductions----- 2,210.73

ADVANCES-----

N E T D I S T R I B U T I O N-----

61,477.04



-----COUNTY AUDITOR

-----DEPUTY AUDITOR

CRAWFORD TOWNSHIP							TOWNSHIP 4C				
F E E S											
	TX/RT	EF/RT	REAL	PERS-PROP	TOTAL	A/T/REA	R E C E I P T S				
	MILLS	MILLS	RECEIPTS	RECEIPTS	RECEIPTS	DETAC	NET-OF-FEES	NON-BUSI	OWNER	OC	HOMESTEAD
GENERAL	.200		6673.00	313.87	6986.87	261.36	6722.14	778.64	116.01		247.90
# 69	.200000000		5593.86		67.30	215.68	5374.81	778.62	116.01		247.90
/ /	.200000000		1079.14			45.68	1347.33	.02			
					67.30 D	3.37					
ROAD	1.400		17066.97	1714.52	18781.49	703.62	18077.81	2367.59	250.12		512.92
# 70	1.400000000		16391.14		1.22	625.04	15766.04	2367.59	250.12		512.92
/ /	1.400000000		675.83			78.58	2311.77				
					1.22 D	.06					
A L L	L E V I E S			2,028.39		964.98		3,146.23			760.82
			23,739.97				24,799.95		366.13		
	CLASS-1					840.72	3.43	3,146.21			760.82
			21,985.00		68.52	124.26	21,140.85		366.13		
	CLASS-2							.02			
			1,754.97				3,659.10				
						D	3.43				
	1.600				25,768.36						
			1.6000	AGR-RES							
			1.6000	COM-IND							

68.52 Delinquent Tax Receipts--included in figures shown above

CRAWFORD TOWNSHIP

TOWNSHIP 4C

ADDITIONAL SOURCES OF RECEIPTS

ADDITIONAL DEDUCTIONS

Other-----

Other-----

Estate Tax-----

County Health Dept----- 2,418.50

Cigarette Tax-----

Personal Property Reimb Admin Fee-----

Special Assessments-----

Election Expenses-----

Advertising Delinquent-----

Total Additional Receipts-----

Total Additional Deductions----- 2,418.50

Total All Receipts----- 24,799.95

Total All Deductions----- 2,418.50

ADVANCES-----

NET DISTRIBUTION----- 22,381.45

-----COUNTY AUDITOR

-----DEPUTY AUDITOR

EDEN TOWNSHIP							TOWNSHIP 4D				
	TX/RT MILLS	EF/RT MILLS	REAL RECEIPTS	PERS-PROP RECEIPTS	TOTAL RECEIPTS	FEEES	RECEIPTS				
						A/T/REA DETAC	NET-OF-FEES	NON-BUSI	OWNER OC	HOMESTEAD	
EDEN NORTH FIRE P	1.400		3085.55	534.30	3619.85	136.91	3482.58	484.58	50.10	121.09	
# 71		.909837600	3058.11		7.25	118.90	.36	2938.85	484.15	50.10	121.09
2008/2018/2022		1.001201600	27.44			18.01		543.73	.43		
					7.25 D	.36					
GENERAL	.400		3289.68	293.71	3583.39	137.85	3439.40	504.13	60.61	150.50	
# 72		.400000000	3227.19		122.88	126.22	6.14	3094.83	503.96	60.61	150.50
/ /		.400000000	62.49			11.63		344.57	.17		
					122.88 D	6.14					
ROAD	.700		4876.99	388.43	5265.42	202.76	5061.50	775.67	86.42	204.98	
# 73		.700000000	4775.41		23.16	187.05	1.16	4587.20	775.37	86.42	204.98
/ /		.700000000	101.58			15.71		474.30	.30		
					23.16 D	1.16					
A L L	L E V I E S			1,216.44		477.52		1,764.38		476.57	
			11,252.22					11,983.48	197.13		
	CLASS-1					432.17	7.66	1,763.48		476.57	
			11,060.71		153.29			10,620.88	197.13		
	CLASS-2					45.35			.90		
			191.51					1,362.60			
						D					
	2.500				12,468.66	7.66					
		2.0098	AGR-RES								
		2.1012	COM-IND								

153.29 Delinquent Tax Receipts--included in figures shown above

EDEN TOWNSHIP

TOWNSHIP 4D

ADDITIONAL SOURCES OF RECEIPTS		ADDITIONAL DEDUCTIONS	
Other		Other	
Estate Tax		County Health Dept	1,645.00
Cigarette Tax		Personal Property Reimb Admin Fee	
Special Assessments		Election Expenses	
		Advertising Delinquent	
Total Additional Receipts		Total Additional Deductions	1,645.00
Total All Receipts	11,983.48	Total All Deductions	1,645.00

ADVANCES-----

NET DISTRIBUTION----- 10,338.48

-----COUNTY AUDITOR

-----DEPUTY AUDITOR

JACKSON TOWNSHIP

TOWNSHIP 4E

		F E E S				R E C E I P T S				
	TX/RT MILLS	EF/RT MILLS	REAL RECEIPTS	PERS-PROP RECEIPTS	TOTAL RECEIPTS	A/T/REA DETAC	NET-OF-FEES	NON-BUSI	OWNER OC	HOMESTEAD

GENERAL	.500		2661.41	231.98	2893.39	109.51	2775.11	436.42	32.07	58.35
# 74	.500000000		2623.68		175.44	100.87	8.77	2514.04	436.42	58.35
/ /	.500000000		37.73			8.64		261.07		
					175.44 D	8.77				

GENERAL	1.500		5845.93	695.93	6541.86	246.33	6276.35	954.06	70.11	127.57
# 75	1.093059000		5735.69		383.52	220.52	19.18	5495.99	954.06	127.57
2012/2017/2021	1.461003000		110.24			25.81		780.36		
					383.52 D	19.18				

ROAD	.900		4603.73	391.03	4994.76	189.28	4789.69	764.41	54.54	97.99
# 76	.900000000		4595.68		315.79	176.50	15.79	4403.39	764.41	97.99
/ /	.900000000		8.05			12.78		386.30		
					315.79 D	15.79				

A L L	L E V I E S			1,318.94		545.12		2,154.89		283.91
			13,111.07					13,841.15	156.72	
	CLASS-1					497.89	43.74	2,154.89		283.91
			12,955.05		874.75			12,413.42	156.72	
	CLASS-2					47.23				
			156.02					1,427.73		
	2.900					D				
					14,430.01	43.74				
	2.4930 AGR-RES									
	2.8610 COM-IND									

874.75 Delinquent Tax Receipts--included in figures shown above


JACKSON TOWNSHIP

TOWNSHIP 4E

ADDITIONAL SOURCES OF RECEIPTS		ADDITIONAL DEDUCTIONS	
Other		Other	
Estate Tax		County Health Dept	1,389.88
Cigarette Tax		Personal Property Reimb Admin Fee	
Special Assessments		Election Expenses	
		Advertising Delinquent	
Total Additional Receipts		Total Additional Deductions	1,389.88
Total All Receipts	13,841.15	Total All Deductions	1,389.88

ADVANCES-----

NET DISTRIBUTION----- 12,451.27



-----COUNTY AUDITOR

-----DEPUTY AUDITOR

MIFFLIN TOWNSHIP

TOWNSHIP 4F

		M I F F L I N T O W N S H I P				T O W N S H I P				
		F E E S				R E C E I P T S				
	TX/RT MILLS	EF/RT MILLS	REAL RECEIPTS	PERS-PROP RECEIPTS	TOTAL RECEIPTS	A/T/REA DETAC	NET-OF-FEES	NON-BUSI	OWNER OC	HOMESTEAD

GENERAL	.400		3548.54	157.47	3706.01	141.30	3564.71	565.24	49.85	92.13
# 77	.400000000		3547.06			136.21	3410.85	565.24	49.85	92.13
/ /	.400000000		1.48			5.09	153.86			
D										

ROAD	.900		7887.89	340.44	8228.33	312.88	7915.45	1255.03	109.11	179.74
# 78	.900000000		7887.89			301.98	7585.91	1255.03	109.11	179.74
/ /	.900000000					10.90	329.54			
D										

A L L	L E V I E S			497.91		454.18		1,820.27		271.87
			11,436.43				11,480.16		158.96	
	CLASS-1					438.19		1,820.27		271.87
			11,434.95				10,996.76		158.96	
	CLASS-2					15.99				
			1.48				483.40			
D										
	1.300				11,934.34					
		1.3000	AGR-RES							
		1.3000	COM-IND							

MIFFLIN TOWNSHIP

TOWNSHIP 4F

ADDITIONAL
SOURCES OF RECEIPTS

ADDITIONAL
DEDUCTIONS

Other-----

Other-----

Estate Tax-----

County Health Dept----- 1,963.62

Cigarette Tax-----

Personal Property Reimb Admin Fee-----

Special Assessments-----

Election Expenses-----

Advertising Delinquent-----

Total Additional Receipts-----

Total Additional Deductions----- 1,963.62

Total All Receipts----- 11,480.16

Total All Deductions----- 1,963.62

ADVANCES-----

NET DISTRIBUTION-----

9,516.54



-----COUNTY AUDITOR

-----DEPUTY AUDITOR

MARSEILLES TOWNSHIP

TOWNSHIP 4G

		MARSEILLES TOWNSHIP				TOWNSHIP 4G					
						FEES					
	TX/RT MILLS	EF/RT MILLS	REAL RECEIPTS	PERS-PROP RECEIPTS	TOTAL RECEIPTS	A/T/REA DETAC	RECEIPTS				
							NET-OF-FEES	NON-BUSI	OWNER OC	HOMESTEAD	
FIRE PROTECTION	1.000		2061.00	792.13	2853.13	108.38	2744.36	374.25	24.28	88.58	
# 79	.570091000		2054.12		7.79	81.36	.39	1972.37	374.25	24.28	88.58
1994/2019/2023	.789655000		6.88			27.02		771.99			
					7.79 D	.39					
GENERAL	1.000		2061.00	792.13	2853.13	108.38	2744.36	374.25	24.28	88.58	
# 80	.570091000		2054.12		7.79	81.36	.39	1972.37	374.25	24.28	88.58
1993/2018/2022	.789655000		6.88			27.02		771.99			
					7.79 D	.39					
GENERAL	.700		2528.29	554.49	3082.78	119.61	2962.69	459.54	29.82	108.76	
# 81	.700000000		2522.19		9.57	99.90	.48	2421.81	459.54	29.82	108.76
/ /	.700000000		6.10			19.71		540.88			
					9.57 D	.48					
GENERAL	2.000		4093.65	1584.25	5677.90	215.61	5461.52	743.35	48.23	175.93	
# 82	1.132316000		4079.88		15.48	161.60	.77	3917.51	743.35	48.23	175.93
1981/2016/2020	1.579310000		13.77			54.01		1544.01			
					15.48 D	.77					
ROAD	.400		1384.32	301.24	1685.56	64.92	1620.48	247.94	14.80	47.99	
# 83	.400000000		1382.50		3.20	54.21	.16	1328.13	247.94	14.80	47.99
/ /	.400000000		1.82			10.71		292.35			
					3.20 D	.16					
A L L	L E V I E S			4,024.24		616.90		2,199.33		509.84	
	CLASS-1		12,128.26			478.43	2.19	15,533.41	141.41		
	CLASS-2		12,092.81		43.83	138.47		2,199.33	141.41	509.84	
			35.45					3,921.22			
					D	2.19					
5.100					16,152.50						
	3.3723	AGR-RES									
	4.2585	COM-IND									

43.83 Delinquent Tax Receipts--included in figures shown above

MARSEILLES TOWNSHIP

TOWNSHIP 4G

ADDITIONAL
SOURCES OF RECEIPTS

ADDITIONAL
DEDUCTIONS

Other-----

Other-----

Estate Tax-----

County Health Dept----- 982.49

Cigarette Tax-----

Personal Property Reimb Admin Fee-----

Special Assessments-----

Election Expenses-----

Advertising Delinquent-----

Total Additional Receipts-----


Total Additional Deductions----- 982.49

Total All Receipts----- 15,533.41

Total All Deductions----- 982.49

ADVANCES-----

NET DISTRIBUTION----- 14,550.92



-----COUNTY AUDITOR

-----DEPUTY AUDITOR

PITT TOWNSHIP						TOWNSHIP 4H					
	TX/RT MILLS	EF/RT MILLS	REAL RECEIPTS	PERS-PROP RECEIPTS	TOTAL RECEIPTS	FEEES	RECEIPTS				
						A/T/REA DETAC	NET-OF-FEES	NON-BUSI	OWNER OC	HOMESTEAD	
FIRE PROTECTION	1.500		10197.44	3420.07	13617.51	497.96	13118.82	1408.15	160.44	366.77	
# 84		.909237000	9828.60		14.52	376.65	.73	9451.22	1408.15	160.44	366.77
2008/ /CONT		.991341000	368.84			121.31		3667.60			
					14.52 D	.73					
GENERAL	.800		8945.43	1824.05	10769.48	399.33	10369.51	1238.98	141.17	322.72	
# 85		.800000000	8647.77		12.78	331.40	.64	8315.73	1238.98	141.17	322.72
/ /		.800000000	297.66			67.93		2053.78			
					12.78 D	.64					
ROAD	.600		6030.17	1287.33	7317.50	268.74	7048.39	826.70	90.91	158.40	
# 86		.600000000	5842.36		7.41	221.51	.37	5620.48	826.70	90.91	158.40
/ /		.600000000	187.81			47.23		1427.91			
					7.41 D	.37					
A L L L E V I E S				6,531.45		1,166.03		3,473.83		847.89	
			25,173.04					30,536.72	392.52		
CLASS-1						929.56	1.74	23,387.43	3,473.83	847.89	
			24,318.73		34.71				392.52		
CLASS-2						236.47					
			854.31					7,149.29			
						D					
2.900					31,704.49	1.74					
		2.3092	AGR-RES								
		2.3913	COM-IND								

34.71 Delinquent Tax Receipts--included in figures shown above

PITT TOWNSHIP

TOWNSHIP 4H

ADDITIONAL SOURCES OF RECEIPTS

ADDITIONAL DEDUCTIONS

Other-----

Other-----

Estate Tax-----

County Health Dept----- 2,141.54

Cigarette Tax-----

Personal Property Reimb Admin Fee-----

Special Assessments-----

Election Expenses-----

Advertising Delinquent-----

Total Additional Receipts-----

Total Additional Deductions----- 2,141.54

Total All Receipts----- 30,536.72

Total All Deductions----- 2,141.54

ADVANCES-----

N E T D I S T R I B U T I O N----- 28,395.18

-----COUNTY AUDITOR

-----DEPUTY AUDITOR

RICHLAND TOWNSHIP

TOWNSHIP 4I

		RICH LAND TOWNSHIP				TOWNSHIP 4I				
		F E E S				R E C E I P T S				
	TX/RT MILLS	EF/RT MILLS	REAL RECEIPTS	PERS-PROP RECEIPTS	TOTAL RECEIPTS	A/T/REA DETAC	NET-OF-FEES	NON-BUSI	OWNER OC	HOMESTEAD
FIRE	.500		2421.96	404.35	2826.31	104.24	2721.63	336.45	28.67	64.37
# 87	.262590000		2315.15		8.86	87.88	.44	2226.83	336.45	28.67
2005/2015/2019	.500000000		106.81			16.36		494.80		
					8.86 D	.44				
GENERAL	1.000		6633.93	808.69	7442.62	276.43	7164.96	933.05	79.52	178.51
# 88	.728211000		6420.31		24.57	243.70	1.23	6175.38	933.05	79.52
2012/2017/2021	1.000000000		213.62			32.73		989.58		
					24.57 D	1.23				
GENERAL	.300		1615.46	242.60	1858.06	68.71	1789.05	225.46	19.22	43.14
# 89	.175962000		1551.37		5.94	58.89	.30	1492.18	225.46	19.22
2010/2019/2023	.300000000		64.09			9.82		296.87		
					5.94 D	.30				
GENERAL	.400		3612.06	323.48	3935.54	146.95	3787.91	512.52	43.68	98.05
# 90	.400000000		3526.61		13.50	133.86	.68	3392.07	512.52	43.68
/ /	.400000000		85.45			13.09		395.84		
					13.50 D	.68				
ROAD	.400		3034.46	299.39	3333.85	124.29	3209.19	443.97	34.20	69.91
# 91	.400000000		3031.46		7.34	114.61	.37	2916.48	443.97	34.20
/ /	.400000000		3.00			9.68		292.71		
					7.34 D	.37				
A L L	L E V I E S			2,078.51		720.62		2,451.45		453.98
	CLASS-1		17,317.87			638.94	3.02	18,672.74	205.29	453.98
	CLASS-2		16,844.90		60.21	81.68		16,202.94	205.29	
			472.97					2,469.80		
					D	3.02				
2.600					19,396.38					
	1.9666 AGR-RES									
	2.6000 COM-IND									

60.21 Delinquent Tax Receipts--included in figures shown above

RICHLAND TOWNSHIP

TOWNSHIP 4I

----- ADDITIONAL SOURCES OF RECEIPTS -----		----- ADDITIONAL DEDUCTIONS -----	
Other-----		Other-----	
Estate Tax-----		County Health Dept-----	1,752.61
Cigarette Tax-----		Personal Property Reimb Admin Fee-----	
Special Assessments-----		Election Expenses-----	
		Advertising Delinquent-----	
Total Additional Receipts-----		Total Additional Deductions-----	1,752.61
Total All Receipts-----	18,672.74	Total All Deductions-----	1,752.61

ADVANCES-----

N E T D I S T R I B U T I O N----- 16,920.13



-----COUNTY AUDITOR

-----DEPUTY AUDITOR

RIDGE TOWNSHIP

TOWNSHIP 4J

		RIDGE TOWNSHIP				TOWNSHIP 4J					
		FEEES									
	TX/RT MILLS	EF/RT MILLS	REAL RECEIPTS	PERS-PROP RECEIPTS	TOTAL RECEIPTS	A/T/REA DETAC	RECEIPTS				
							NET-OF-FEES	NON-BUSI	OWNER	OC	HOMESTEAD
FIRE	.700		1823.47	309.63	2133.10	78.39	2053.49	246.48	24.25		44.39
# 92	.317804200		1818.64		24.45	68.32	1.22	1749.10	246.48	24.25	44.39
	1998/2018/2022	.586611900	4.83			10.07		304.39			
					24.45 D	1.22					
FIRE	.800		1590.57	353.86	1944.43	71.05	1872.31	214.82	21.14		38.70
# 93	.276985600		1585.05		21.31	59.54	1.07	1524.44	214.82	21.14	38.70
	1988/2018/2022	.670413600	5.52			11.51		347.87			
					21.31 D	1.07					
GENERAL	.900		5157.65	398.09	5555.74	206.45	5345.83	698.02	68.68		125.75
# 94	.900000000		5150.24		69.25	193.47	3.46	4953.31	698.02	68.68	125.75
	/ /	.900000000	7.41			12.98		392.52			
					69.25 D	3.46					
ROAD	.200		1146.14	88.46	1234.60	45.88	1187.95	155.12	15.26		27.94
# 95	.200000000		1144.49		15.39	42.99	.77	1100.73	155.12	15.26	27.94
	/ /	.200000000	1.65			2.89		87.22			
					15.39 D	.77					
A L L	L E V I E S			1,150.04		401.77			1,314.44		236.78
	CLASS-1		9,717.83			364.32	6.52	10,459.58	1,314.44	129.33	236.78
	CLASS-2		9,698.42		130.40	37.45		9,327.58		129.33	
			19.41					1,132.00			
						D					
	2.600				10,867.87	6.52					
	1.6947	AGR-RES									
	2.3570	COM-IND									

130.40 Delinquent Tax Receipts--included in figures shown above

RIDGE TOWNSHIP

TOWNSHIP 4J

ADDITIONAL SOURCES OF RECEIPTS		ADDITIONAL DEDUCTIONS	
Other-----		Other-----	
Estate Tax-----		County Health Dept-----	1,104.18
Cigarette Tax-----		Personal Property Reimb Admin Fee-----	
Special Assessments-----		Election Expenses-----	
		Advertising Delinquent-----	
Total Additional Receipts-----		Total Additional Deductions-----	1,104.18
Total All Receipts-----	10,459.58	Total All Deductions-----	1,104.18

ADVANCES-----

NET DISTRIBUTION----- 9,355.40



-----COUNTY AUDITOR

-----DEPUTY AUDITOR

SALEM TWP						TOWNSHIP 4K					
	TX/RT MILLS	EF/RT MILLS	REAL RECEIPTS	PERS-PROP RECEIPTS	TOTAL RECEIPTS	FEEES	RECEIPTS				
						A/T/REA DETAC	NET-OF-FEES	NON-BUSI	OWNER OC	HOMESTEAD	
FIRE	1.000		8163.42	948.60	9112.02	334.04	8774.66	1048.37	108.48	164.21	
# 96	.677219000		7228.00		66.46	273.72	3.32	6950.96	1048.25	108.48	164.21
2011/2016/2020	1.000000000		935.42			60.32		1823.70	.12		
					66.46 D	3.32					
GENERAL	.300		3482.53	284.58	3767.11	139.35	3626.29	464.41	48.05	72.75	
# 97	.300000000		3201.91		29.44	121.25	1.47	3079.19	464.37	48.05	72.75
/ /	.300000000		280.62			18.10		547.10	.04		
					29.44 D	1.47					
ROAD	1.400		16252.07	1321.05	17573.12	650.04	16916.21	2165.76	224.27	339.47	
# 98	1.400000000		14942.48		137.39	565.81	6.87	14369.80	2165.59	224.27	339.47
/ /	1.400000000		1309.59			84.23		2546.41	.17		
					137.39 D	6.87					
A L L	L E V I E S			2,554.23		1,123.43			3,678.54		576.43
	CLASS-1		27,898.02			960.78	11.66	29,317.16	380.80		576.43
	CLASS-2		25,372.39		233.29	162.65		24,399.95	380.80		
			2,525.63						.33		
								4,917.21			
	2.700					D 11.66					
	2.3772 AGR-RES				30,452.25						
	2.7000 COM-IND										

233.29 Delinquent Tax Receipts--included in figures shown above

SALEM TOWNSHIP

TOWNSHIP 4K

ADDITIONAL SOURCES OF RECEIPTS		ADDITIONAL DEDUCTIONS	
Other-----		Other-----	
Estate Tax-----		County Health Dept-----	2,378.95
Cigarette Tax-----		Personal Property Reimb Admin Fee-----	
Special Assessments-----		Election Expenses-----	
		Advertising Delinquent-----	
Total Additional Receipts-----		Total Additional Deductions-----	2,378.95
Total All Receipts-----	29,317.16	Total All Deductions-----	2,378.95

ADVANCES-----

NET DISTRIBUTION----- 26,938.21



-----COUNTY AUDITOR

-----DEPUTY AUDITOR

SYCAMORE TOWNSHIP

TOWNSHIP 4L

		TX/RT	EF/RT	REAL	PERS-PROP	TOTAL	A/T/REA	RECEIPTS				
		MILLS	MILLS	RECEIPTS	RECEIPTS	RECEIPTS	DETAC	NET-OF-FEES	NON-BUSI	OWNER	OC	HOMESTEAD
FIRE		.500		2026.38	554.83	2581.21	96.61	2483.04	280.06	34.85		107.28
# 99		.202586500		1800.82		26.29	71.17	1.31	1728.34	280.01	34.85	107.28
1988/	/CONT	.488704500		225.56		4.89	25.44	.25	754.70	.05		
						31.18 D	1.56					
FIRE PROTECTION		1.000		3727.51	1060.26	4787.77	178.35	4606.60	591.11	56.09		135.39
#100		.639358000		3697.84		56.34	143.45	2.82	3551.57	591.11	56.09	135.39
2008/2018/2022		1.000000000		29.67			34.90		1055.03			
						56.34 D	2.82					
GENERAL		.500		4675.34	554.83	5230.17	201.28	5025.39	691.13	86.01		264.78
#101		.500000000		4444.57		64.90	175.66	3.25	4265.66	691.08	86.01	264.78
/	/	.500000000		230.77		5.00	25.62	.25	759.73	.05		
						69.90 D	3.50					
ROAD		.500		2906.67	530.13	3436.80	129.63	3304.97	462.27	43.86		105.88
#102		.500000000		2891.84		44.06	112.18	2.20	2777.46	462.27	43.86	105.88
/	/	.500000000		14.83			17.45		527.51			
						44.06 D	2.20					
A L L L E V I E S					2,700.05		605.87			2,024.57		613.33
			13,335.90						15,420.00	220.81		
	CLASS-1						502.46	9.58		2,024.47		613.33
			12,835.07			191.59			12,323.03	220.81		
	CLASS-2						103.41	.50		.10		
			500.83			9.89			3,096.97			
						D	10.08					
	2.500											
		1.8418	AGR-RES									
		2.4887	COM-IND									

201.48 Delinquent Tax Receipts--included in figures shown above

SYCAMORE TOWNSHIP

TOWNSHIP 4L

----- ADDITIONAL SOURCES OF RECEIPTS -----		----- ADDITIONAL DEDUCTIONS -----	
Other-----		Other-----	
Estate Tax-----		County Health Dept-----	1,435.07
Cigarette Tax-----		Personal Property Reimb Admin Fee-----	
Special Assessments-----		Election Expenses-----	
		Advertising Delinquent-----	
Total Additional Receipts-----		Total Additional Deductions-----	1,435.07
Total All Receipts-----	15,420.00	Total All Deductions-----	1,435.07

ADVANCES-----

NET DISTRIBUTION----- 13,984.93



-----COUNTY AUDITOR

-----DEPUTY AUDITOR

TYMOCHTEE TOWNSHIP						TOWNSHIP 4M				
F E E S						R E C E I P T S				
	TX/RT MILLS	EF/RT MILLS	REAL RECEIPTS	PERS-PROP RECEIPTS	TOTAL RECEIPTS	A/T/REA DETAC	NET-OF-FEES	NON-BUSI	OWNER OC	HOMESTEAD
FIRE	2.000		13481.22	2662.03	16143.25	605.39	15533.96	2053.61	207.38	486.66
#103	1.303840000		13281.46		78.00	512.92	3.90	12764.64	2053.61	206.16
2009/2019/2023	1.812038000		199.76			92.47		2769.32		1.22
					78.00 D	3.90				7.74
GENERAL	1.200		12355.98	1597.22	13953.20	528.15	13421.46	1890.06	190.54	445.90
#104	1.200000000		12223.70		71.79	472.07	3.59	11748.04	1890.06	189.73
/ /	1.200000000		132.28			56.08		1673.42		.81
					71.79 D	3.59				5.13
ROAD	.900		9267.01	1197.92	10464.93	396.11	10066.13	1417.54	142.90	334.43
#105	.900000000		9167.78		53.84	354.06	2.69	8811.03	1417.54	142.30
/ /	.900000000		99.23			42.05		1255.10		.60
					53.84 D	2.69				3.85
A L L L E V I E S				5,457.17		1,529.65			5,361.21	1,266.99
		CLASS-1	35,104.21					39,021.55	540.82	
		CLASS-2	34,672.94		203.63	1,339.05	10.18	33,323.71	5,361.21	1,250.27
			431.27			190.60			538.19	16.72
								5,697.84	2.63	
	4.100					D 10.18				
		3.4038 AGR-RES			40,561.38					
		3.9120 COM-IND								

203.63 Delinquent Tax Receipts--included in figures shown above

T Y M O C H T E E T O W N S H I P

TOWNSHIP 4M

A D D I T I O N A L
S O U R C E S O F R E C E I P T S

A D D I T I O N A L
D E D U C T I O N S

Other-----

Other-----

Estate Tax-----

County Health Dept----- 2,257.77

Cigarette Tax-----

Personal Property Reimb Admin Fee-----

Special Assessments-----

Election Expenses-----

Advertising Delinquent-----

Total Additional Receipts-----

Total Additional Deductions----- 2,257.77

Total All Receipts----- 39,021.55

Total All Deductions----- 2,257.77

A D V A N C E S-----

N E T D I S T R I B U T I O N----- 36,763.78



-----COUNTY AUDITOR

-----DEPUTY AUDITOR

WYANDOT EAST FIRE DIST

TOWNSHIP 4Y

		F E E S				R E C E I P T S				
	TX/RT MILLS	EF/RT MILLS	REAL RECEIPTS	PERS-PROP RECEIPTS	TOTAL RECEIPTS	A/T/REA DETAC	NET-OF-FEES	NON-BUSI	OWNER OC	HOMESTEAD
FIRE	2.500		21735.85	3448.08	25183.93	955.34	24199.16	3174.18	381.85	1072.00
#106	1.514272500		20342.17		554.25	799.48	27.71	19514.98	3174.18	1072.00
2006/2016/2020	2.327527500		1393.68		34.38	155.86	1.72	4684.18		
					588.63 D	29.43				

A L L	L E V I E S			3,448.08		955.34		3,174.18		1,072.00
		CLASS-1	21,735.85			799.48	27.71	24,199.16	381.85	
		CLASS-2	20,342.17		554.25			19,514.98	3,174.18	1,072.00
			1,393.68		34.38		1.72	4,684.18	381.85	
	2.500				D	29.43				
		1.5142	AGR-RES		25,183.93					
		2.3275	COM-IND							

588.63 Delinquent Tax Receipts--included in figures shown above

WYANDOT EAST FIRE DIST

TOWNSHIP 4Y

ADDITIONAL
SOURCES OF RECEIPTS

ADDITIONAL
DEDUCTIONS

Other-----

Other-----

Estate Tax-----

County Health Dept-----

Cigarette Tax-----

Personal Property Reimb Admin Fee-----

Special Assessments-----

Election Expenses-----

Advertising Delinquent-----

Total Additional Receipts-----

Total Additional Deductions-----

Total All Receipts----- 24,199.16

Total All Deductions-----

ADVANCES-----

NET DISTRIBUTION----- 24,199.16



-----COUNTY AUDITOR

-----DEPUTY AUDITOR

ALL TOWNSHIP

		F E E S				R E C E I P T S				
		REAL	PERS-PROP	TOTAL	A/T/REA	RECEIPTS				
		RECEIPTS	RECEIPTS	RECEIPTS	DETAC	NET-OF-FEES	NON-BUSI	OWNER	OC	HOMESTEAD
A L L	TOWNSHIP	292640.15	39556.99		12392.30	319661.07	38029.79	4021.04		10219.73
				D	143.77					
				332197.14						

CAREY CORPORATION						CORPORATION 5A					
	TX/RT	EF/RT	REAL	PERS-PROP	TOTAL	FEEES	RECEIPTS				
	MILLS	MILLS	RECEIPTS	RECEIPTS	RECEIPTS	A/T/REA	NET-OF-FEES	NON-BUSI	OWNER	OC	HOMESTEAD
						DETAC					
FIRE PENSION	.300		6352.27	103.40	6455.67	241.26		6209.38	660.63	120.42	261.94
#107	.300000000		4878.39		100.69	189.59	5.03	4683.77	660.60	120.42	261.94
/ /	.300000000		1473.88			51.67		1525.61	.03		
					100.69 D	5.03					
GENERAL	1.300		27526.51	448.06	27974.57	1045.45		26907.30	2862.73	521.82	1135.09
#108	1.300000000		21139.68		436.34	821.54	21.82	20296.32	2862.60	521.82	1135.09
/ /	1.300000000		6386.83			223.91		6610.98	.13		
					436.34 D	21.82					
POLICE PENSION	.300		6352.27	103.40	6455.67	241.26		6209.38	660.63	120.42	261.94
#109	.300000000		4878.39		100.69	189.59	5.03	4683.77	660.60	120.42	261.94
/ /	.300000000		1473.88			51.67		1525.61	.03		
					100.69 D	5.03					
A L L L E V I E S				654.86		1,527.97			4,183.99		1,658.97
			40,231.05					39,326.06		762.66	
CLASS-1						1,200.72	31.88		4,183.80		1,658.97
			30,896.46		637.72			29,663.86		762.66	
CLASS-2						327.25			.19		
			9,334.59					9,662.20			
	1.900					D 31.88					
					40,885.91						
			1.9000 AGR-RES								
			1.9000 COM-IND								

637.72 Delinquent Tax Receipts--included in figures shown above

CAREY CORPORATION

CORPORATION 5A

ADDITIONAL SOURCES OF RECEIPTS		ADDITIONAL DEDUCTIONS	
Other		Other	
Estate Tax		County Health Dept	3,059.44
Cigarette Tax		Personal Property Reimb Admin Fee	
Special Assessments		Election Expenses	
		Advertising Delinquent	
Total Additional Receipts		Total Additional Deductions	3,059.44
Total All Receipts	39,326.06	Total All Deductions	3,059.44

ADVANCES-----

NET DISTRIBUTION----- 36,266.62



-----COUNTY AUDITOR

-----DEPUTY AUDITOR

HARPSTER CORPORATION

CORPORATION 5B

	TX/RT EF/RT		REAL	PERS-PROP	TOTAL	A/T/REA	RECEIPTS			
	MILLS	MILLS	RECEIPTS	RECEIPTS	RECEIPTS	DETAC	NET-OF-FEES	NON-BUSI	OWNER OC	HOMESTEAD
GENERAL	.400		444.65	51.68	496.33	20.15	476.11	67.18	9.98	55.75
#110	.400000000		421.03		1.45	17.74	.07	403.22	67.18	9.98
/ /	.400000000		23.62			2.41		72.89		
					1.45 D	.07				
GENERAL	2.500		1976.38	322.99	2299.37	92.88	2206.16	304.03	45.15	252.33
#111	1.810292500		1905.52		6.56	80.27	.33	1824.92	304.03	45.15
2009/2019/2023	1.200185000		70.86			12.61		381.24		
					6.56 D	.33				
GENERAL	4.800		743.44	620.14	1363.58	50.97	1312.49	115.46	17.15	95.83
#112	.687494400		723.66		2.49	30.48	.12	693.06	115.46	17.15
1976/2016/2020	.334987200		19.78			20.49		619.43		
					2.49 D	.12				
GENERAL	3.000		1259.67	387.59	1647.26	64.99	1582.06	193.32	28.71	160.44
#113	1.151070000		1211.61		4.17	51.04	.21	1160.36	193.32	28.71
1991/2016/2020	.813885000		48.06			13.95		421.70		
					4.17 D	.21				
GENERAL	2.000		1959.54	258.39	2217.93	77.83	2139.82			212.95
#114 NO RLBK	1.527798000		1902.85		5.53	67.74	.28	1834.83		212.95
2013/2018/2022	.960148000		56.69			10.09		304.99		
					5.53 D	.28				
A L L L E V I E S			6,383.68	1,640.79		306.82		7,716.64	679.99	100.99
CLASS-1						247.27	1.01	5,916.39	679.99	100.99
CLASS-2			6,164.67		20.20	59.55		1,800.25		
			219.01							
						D				
12.700					8,024.47	1.01				
	5.5763	AGR-RES								
	3.7089	COM-IND								

20.20 Delinquent Tax Receipts--included in figures shown above

HARPSTER CORPORATION

CORPORATION 5B

ADDITIONAL
SOURCES OF RECEIPTS

ADDITIONAL
DEDUCTIONS

Other-----

Other-----

Estate Tax-----

County Health Dept----- 274.93

Cigarette Tax-----

Personal Property Reimb Admin Fee-----

Special Assessments-----

Election Expenses-----

Advertising Delinquent-----

Total Additional Receipts-----

Total Additional Deductions----- 274.93

Total All Receipts----- 7,716.64

Total All Deductions----- 274.93

ADVANCES-----

NET DISTRIBUTION----- 7,441.71



-----COUNTY AUDITOR

-----DEPUTY AUDITOR

KIRBY CORPORATION

CORPORATION 5C

ADDITIONAL SOURCES OF RECEIPTS		ADDITIONAL DEDUCTIONS	
Other-----		Other-----	
Estate Tax-----		County Health Dept-----	70.57
Cigarette Tax-----		Personal Property Reimb Admin Fee-----	
Special Assessments-----		Election Expenses-----	
		Advertising Delinquent-----	
Total Additional Receipts-----		Total Additional Deductions-----	70.57
Total All Receipts-----	241.63	Total All Deductions-----	70.57

ADVANCES-----

N E T D I S T R I B U T I O N----- 171.06



-----COUNTY AUDITOR

-----DEPUTY AUDITOR

MARSEILLES CORPORATION

CORPORATION 5D

		F E E S				R E C E I P T S				
	TX/RT MILLS	EF/RT MILLS	REAL RECEIPTS	PERS-PROP RECEIPTS	TOTAL RECEIPTS	A/T/REA DETAC	NET-OF-FEES	NON-BUSI	OWNER OC	HOMESTEAD
GENERAL	1.800		155.91	70.25	226.16	9.78	216.09	37.35	5.70	36.12
#116	1.020222000		149.87		5.78	7.33	.29	142.25	37.35	36.12
1981/2015/2019	1.451680200		6.04			2.45		73.84		
					5.78 D	.29				
GENERAL	2.000		179.48	78.05	257.53	11.17	246.03	43.06	6.57	41.63
#117	1.176144000		172.77		6.67	8.45	.33	163.99	43.06	41.63
1993/2018/2022	1.612978000		6.71			2.72		82.04		
					6.67 D	.33				
GENERAL	.900		135.94	35.12	171.06	7.71	163.09	32.95	5.03	31.86
#118	.900000000		132.20		5.10	6.47	.26	125.47	32.95	31.86
/ /	.900000000		3.74			1.24		37.62		
					5.10 D	.26				
GENERAL	2.000		173.22	78.05	251.27	10.86	240.09	41.51	6.33	40.13
#119	1.133580000		166.51		6.43	8.15	.32	158.04	41.51	40.13
1981/2015/2019	1.612978000		6.71			2.71		82.05		
					6.43 D	.32				
GENERAL	3.000		538.34	117.08	655.42	24.14	630.49			98.46
#120 NO RLBK	2.781303000		525.93		15.77	19.99	.79	505.15		98.46
2016/ /2020	2.985099000		12.41			4.15		125.34		
					15.77 D	.79				
A L L	L E V I E S			378.55		63.66		1,495.79	154.87	248.20
	CLASS-1		1,182.89			50.39	1.99	1,094.90	154.87	248.20
	CLASS-2		1,147.28		39.75	13.27		400.89	23.63	
			35.61							
					D	1.99				
9.700					1,561.44					
	7.0111 AGR-RES									
	8.5624 COM-IND									

39.75 Delinquent Tax Receipts--included in figures shown above

MARSEILLES CORPORATION

CORPORATION 5D

ADDITIONAL
SOURCES OF RECEIPTS

ADDITIONAL
DEDUCTIONS

Other-----

Other-----

Estate Tax-----

County Health Dept----- 52.14

Cigarette Tax-----

Personal Property Reimb Admin Fee-----

Special Assessments-----

Election Expenses-----

Advertising Delinquent-----

Total Additional Receipts-----


Total Additional Deductions----- 52.14

Total All Receipts----- 1,495.79

Total All Deductions----- 52.14

ADVANCES-----

NET DISTRIBUTION----- 1,443.65



-----COUNTY AUDITOR

-----DEPUTY AUDITOR

NEVADA CORPORATION

CORPORATION 5E

		NEVADA CORPORATION				CORPORATION 5E				
		FEEES				RECEIPTS				
	TX/RT MILLS	EF/RT MILLS	REAL RECEIPTS	PERS-PROP RECEIPTS	TOTAL RECEIPTS	A/T/REA DETAC	NET-OF-FEEES	NON-BUSI	OWNER OC	HOMESTEAD
GENERAL	1.500		850.93	483.86	1334.79	48.76	1280.80	96.59	16.42	69.99
#121	.295230000		693.72		91.82	28.07	4.59	661.06	96.59	69.99
1976/2017/2021	.870468000		157.21		12.86	20.69	.64	619.74		
					104.68 D	5.23				
GENERAL	1.100		2783.41	354.83	3138.24	122.92	2997.40	359.87	61.20	260.79
#122	1.100000000		2584.75		342.11	104.59	17.11	2463.05	359.87	260.79
/ /	1.100000000		198.66		16.25	18.33	.81	534.35		
					358.36 D	17.92				
GENERAL	2.000		2329.63	645.14	2974.77	113.26	2846.74	288.94	49.14	209.38
#123	.883168000		2075.24		274.67	83.97	13.73	1977.54	288.94	209.38
1981/2015/2019	1.408518000		254.39		20.81	29.29	1.04	869.20		
					295.48 D	14.77				

A L L	L E V I E S			1,483.83		284.94		745.40		540.16
			5,963.97					7,124.94	126.76	
	CLASS-1				708.60	216.63	35.43	745.40		540.16
			5,353.71					5,101.65	126.76	
	CLASS-2					68.31	2.49			
			610.26		49.92			2,023.29		
					D	37.92				
	4.600				7,447.80					
		2.2783	AGR-RES							
		3.3789	COM-IND							

758.52 Delinquent Tax Receipts--included in figures shown above

NEVADA CORPORATION

CORPORATION 5E

ADDITIONAL
SOURCES OF RECEIPTS

ADDITIONAL
DEDUCTIONS

Other-----

Other-----

Estate Tax-----

County Health Dept----- 492.25

Cigarette Tax-----

Personal Property Reimb Admin Fee-----

Special Assessments-----

Election Expenses-----

Advertising Delinquent-----

Total Additional Receipts-----

Total Additional Deductions----- 492.25

Total All Receipts----- 7,124.94

Total All Deductions----- 492.25

ADVANCES-----

NET DISTRIBUTION-----

6,632.69



-----COUNTY AUDITOR

-----DEPUTY AUDITOR

SYCAMORE CORPORATION

CORPORATION 5F

		F E E S				R E C E I P T S				
	TX/RT MILLS	EF/RT MILLS	REAL RECEIPTS	PERS-PROP RECEIPTS	TOTAL RECEIPTS	A/T/REA DETAC	NET-OF-FEES	NON-BUSI	OWNER OC	HOMESTEAD

FIRE EQUIPMENT	2.000		6517.47	98.81	6616.28	263.81	6347.67	833.34	153.49	578.58
#124	1.820576000		5653.71		75.89	231.13	3.79	5418.79	833.13	578.58
2008/2018/2022	2.000000000		863.76		20.01	32.68	1.01	928.88	.21	
					95.90 D	4.80				

GENERAL	.900		3183.60	44.46	3228.06	128.96	3096.77	411.95	75.88	286.02
#125	.900000000		2794.90		37.52	114.26	1.88	2678.76	411.86	286.02
/ /	.900000000		388.70		9.01	14.70	.45	418.01	.09	
					46.53 D	2.33				

GENERAL	6.000		11562.99	296.43	11859.42	464.80	11385.60	1322.69	243.57	918.12
#126	2.889018000		8971.70		120.43	366.77	6.02	8598.91	1322.07	918.12
1991/2016/2020	6.000000000		2591.29		60.04	98.03	3.00	2786.69	.62	
					180.47 D	9.02				

A L L	L E V I E S			439.70		857.57		2,567.98		1,782.72
	CLASS-1	21,264.06				712.16	11.69	20,830.04	472.94	
	CLASS-2	17,420.31			233.84	145.41	4.46	16,696.46	472.94	
		3,843.75			89.06			.92		
					D	16.15		4,133.58		
8.900					21,703.76					
	5.6095 AGR-RES									
	8.9000 COM-IND									

322.90 Delinquent Tax Receipts--included in figures shown above

SYCAMORE CORPORATION

CORPORATION 5F

----- ADDITIONAL SOURCES OF RECEIPTS -----	----- ADDITIONAL DEDUCTIONS -----
Other-----	Other-----
Estate Tax-----	County Health Dept----- 635.33
Cigarett Tax-----	Personal Property Reimb Admin Fee-----
Special Assessments-----	Election Expenses-----
	Advertising Delinquent-----
Total Additional Receipts-----	Total Additional Deductions----- 635.33
Total All Receipts----- 20,830.04	Total All Deductions----- 635.33

ADVANCES-----

N E T D I S T R I B U T I O N----- 20,194.71



-----COUNTY AUDITOR

-----DEPUTY AUDITOR

UPPER SANDUSKY CORP

CORPORATION 5G

		F E E S				R E C E I P T S				
	TX/RT MILLS	EF/RT MILLS	REAL RECEIPTS	PERS-PROP RECEIPTS	TOTAL RECEIPTS	A/T/REA DETAC	NET-OF-FEES	NON-BUSI	OWNER OC	HOMESTEAD

FIRE PENSION	.400		17637.47	1189.62	18827.09	725.05	18100.43	1775.57	321.63	818.48
#127	.400000000		12335.69		28.87	488.25	1.44	11846.00	1773.89	321.36
/ /	.400000000		5301.78		3.29	236.80	.17	6254.43	1.68	.27
					32.16 D	1.61				

GENERAL	1.000		44073.80	2968.75	47042.55	1811.71	45226.82	4435.98	804.06	2046.20
#128	1.000000000		30819.35		72.17	1219.89	3.61	29595.85	4431.79	803.39
/ /	1.000000000		13254.45		8.23	591.82	.41	15630.97	4.19	.67
					80.40 D	4.02				

GENERAL	1.300		14366.97	3866.26	18233.23	676.96	17555.22	1010.12	182.94	465.00
#129	.227249100		7008.18		16.40	277.38	.82	6729.98	1007.79	182.57
1976/2017/2021	.555193600		7358.79		4.57	399.58	.23	10825.24	2.33	.37
					20.97 D	1.05				

GENERAL	.700		13.91	3.71	17.62	.63	16.99	2.05		
#130	.700000000		13.91			.51	13.40	2.05		
/ /	.700000000					.12	3.59			
										D

POLICE PENSION	.400		17637.47	1189.62	18827.09	725.05	18100.43	1775.57	321.63	818.48
#131	.400000000		12335.69		28.87	488.25	1.44	11846.00	1773.89	321.36
/ /	.400000000		5301.78		3.29	236.80	.17	6254.43	1.68	.27
					32.16 D	1.61				

A L L L E V I E S				9,217.96		3,939.40		8,999.29		4,148.16
			93,729.62				98,999.89		1,630.26	
CLASS-1						2,474.28	7.31	8,989.41		4,148.16
			62,512.82		146.31		60,031.23		1,628.68	
CLASS-2						1,465.12	.98	9.88		
			31,216.80		19.38		38,968.66		1.58	
					D	8.29				
3.800					102,947.58					
	2.7272	AGR-RES								
	3.0551	COM-IND								

165.69 Delinquent Tax Receipts--included in figures shown above

UPPER SANDUSKY CORP

CORPORATION 5G

ADDITIONAL SOURCES OF RECEIPTS	ADDITIONAL DEDUCTIONS
Other-----	Other-----
Estate Tax-----	County Health Dept----- 7,507.93
Cigarette Tax-----	Personal Property Reimb Admin Fee-----
Special Assessments-----	Election Expenses-----
	Advertising Delinquent-----
Total Additional Receipts-----	Total Additional Deductions----- 7,507.93
Total All Receipts----- 98,999.89	Total All Deductions----- 7,507.93

ADVANCES-----

NET DISTRIBUTION----- 91,491.96



-----COUNTY AUDITOR

-----DEPUTY AUDITOR

WHARTON CORPORATION

CORPORATION 5H

		F E E S				R E C E I P T S				
TX/RT	EF/RT	REAL	PERS-PROP	TOTAL	A/T/REA					
MILLS	MILLS	RECEIPTS	RECEIPTS	RECEIPTS	DETAC	NET-OF-FEES	NON-BUSI	OWNER	OC	HOMESTEAD

GENERAL	.800	1155.21	48.17	1203.38	45.33	1157.43	137.10	18.96		56.28
#132	.800000000	990.31		12.32	38.51	.62	951.18	137.10	18.96	56.28
/	/	.800000000	164.90		6.82		206.25			
				12.32 D	.62					

GENERAL	2.000	3278.16	120.43	3398.59	113.32	3283.73				140.71
#133 NO RLBK	2.000000000	2865.92		30.80	96.26	1.54	2768.12			140.71
2016/	/2020	2.000000000	412.24		17.06		515.61			
				30.80 D	1.54					

A L L	L E V I E S		168.60		158.65			137.10		196.99
	CLASS-1	4,433.37			134.77	2.16	4,441.16	137.10	18.96	196.99
	CLASS-2	3,856.23		43.12	23.88		3,719.30	137.10	18.96	
		577.14					721.86			
					D	2.16				
	2.800			4,601.97						
	2.8000 AGR-RES									
	2.8000 COM-IND									

43.12 Delinquent Tax Receipts--included in figures shown above

WHARTON CORPORATION

CORPORATION 5H

ADDITIONAL SOURCES OF RECEIPTS		ADDITIONAL DEDUCTIONS	
Other-----		Other-----	
Estate Tax-----		County Health Dept-----	266.28
Cigarette Tax-----		Personal Property Reimb Admin Fee-----	
Special Assessments-----		Election Expenses-----	
		Advertising Delinquent-----	
Total Additional Receipts-----		Total Additional Deductions-----	266.28
Total All Receipts-----	4,441.16	Total All Deductions-----	266.28

ADVANCES-----

N E T D I S T R I B U T I O N----- 4,174.88

-----COUNTY AUDITOR

-----DEPUTY AUDITOR

ALL CORPORATION

		F E E S				R E C E I P T S				
		REAL	PERS-PROP	TOTAL	A/T/REA					
		RECEIPTS	RECEIPTS	RECEIPTS	DETAC	NET-OF-FEES	NON-BUSI	OWNER	OC	HOMESTEAD
A L L	CORPORATION	173408.88	14015.70		7149.03	180176.15	17498.11	3141.03		9379.41
				D	99.40					
				187424.58						

DORCAS CAREY PUBLIC LIBRA

OTHER 6A

		DORCAS CAREY PUBLIC LIBRA				OTHER 6A				
		FEEES								
	TX/RT MILLS	EF/RT MILLS	REAL RECEIPTS	PERS-PROP RECEIPTS	TOTAL RECEIPTS	A/T/REA DETAC	RECEIPTS			
							NET-OF-FEES	NON-BUSI	OWNER OC	HOMESTEAD
CURRENT EXPENSE	1.750		54416.78	3138.01	57554.79	2146.01	55378.49	6345.04	919.77	1946.59
#134	1.464968750		45859.27		605.70	1763.22	44065.76	6344.88	919.77	1946.59
2010/2018/2022	1.585423000		8557.51			382.79	11312.73	.16		
					605.70 D	30.29				

A L L	L E V I E S			3,138.01		2,146.01		6,345.04		1,946.59
		CLASS-1	54,416.78			1,763.22	55,378.49		919.77	
		CLASS-2	45,859.27		605.70		44,065.76	6,344.88		1,946.59
			8,557.51			382.79		.16		
					D	30.29	11,312.73			
	1.750				57,554.79					
		1.4649	AGR-RES							
		1.5854	COM-IND							

605.70 Delinquent Tax Receipts--included in figures shown above

DORCAS CAREY PUBLIC LIBRA

OTHER 6A

ADDITIONAL
SOURCES OF RECEIPTS

ADDITIONAL
DEDUCTIONS

Other-----

Other-----

Estate Tax-----

County Health Dept-----

Cigarette Tax-----

Personal Property Reimb Admin Fee-----

Special Assessments-----

Election Expenses-----

Advertising Delinquent-----

Total Additional Receipts-----

Total Additional Deductions-----

Total All Receipts----- 55,378.49

Total All Deductions-----

ADVANCES-----

NET DISTRIBUTION----- 55,378.49



-----COUNTY AUDITOR

-----DEPUTY AUDITOR

FINDLAY-HANCOCK CO LIBRAR

OTHER 6B

ADDITIONAL
SOURCES OF RECEIPTS

ADDITIONAL
DEDUCTIONS

Other-----

Other-----

Estate Tax-----

County Health Dept-----

Cigarette Tax-----

Personal Property Reimb Admin Fee-----

Special Assessments-----

Election Expenses-----

Advertising Delinquent-----

Total Additional Receipts-----

Total Additional Deductions-----

Total All Receipts----- 448.73

Total All Deductions-----

ADVANCES-----

NET DISTRIBUTION-----

448.73



-----COUNTY AUDITOR

-----DEPUTY AUDITOR

FOREST-JACKSON LIBRARY

OTHER 6C

		F E E S				R E C E I P T S				
	TX/RT MILLS	EF/RT MILLS	REAL RECEIPTS	PERS-PROP RECEIPTS	TOTAL RECEIPTS	A/T/REA DETAC	NET-OF-FEES	NON-BUSI	OWNER OC	HOMESTEAD
CURRENT EXPENSE	.700		6905.45	916.60	7822.05	290.69	7522.52	1009.84	81.65	165.51
#136	.448011200		6754.96		176.87	256.52	8.84	6489.60	1009.84	81.65
2010/2015/2019	.698237400		150.49			34.17		1032.92		
					176.87 D	8.84				

A L L L E V I E S				916.60		290.69		1,009.84		165.51
			6,905.45					7,522.52	81.65	
	CLASS-1					256.52	8.84	1,009.84		165.51
			6,754.96		176.87			6,489.60	81.65	
	CLASS-2					34.17				
			150.49					1,032.92		
						D	8.84			
	.700				7,822.05					
	.4480	AGR-RES								
	.6982	COM-IND								

176.87 Delinquent Tax Receipts--included in figures shown above

FOREST-JACKSON LIBRARY

OTHER 6C

ADDITIONAL SOURCES OF RECEIPTS

ADDITIONAL DEDUCTIONS

Other-----

Other-----

Estate Tax-----

County Health Dept-----

Cigarette Tax-----

Personal Property Reimb Admin Fee-----

Special Assessments-----

Election Expenses-----

Advertising Delinquent-----

Total Additional Receipts-----

Total Additional Deductions-----

Total All Receipts----- 7,522.52

Total All Deductions-----

ADVANCES-----

N E T D I S T R I B U T I O N-----

7,522.52

-----COUNTY AUDITOR

-----DEPUTY AUDITOR

MOHAWK COMMUNITY LIBRARY

OTHER 6D

		F E E S				R E C E I P T S				
	TX/RT MILLS	EF/RT MILLS	REAL RECEIPTS	PERS-PROP RECEIPTS	TOTAL RECEIPTS	A/T/REA DETAC	NET-OF-FEES	NON-BUSI	OWNER OC	HOMESTEAD
CURRENT EXPENSE	.800		11867.88	1967.17	13835.05	525.01	13303.78	1768.71	198.08	564.63
#137	.618148800		11416.57		117.22	446.45	5.86	10964.26	1768.63	561.22
2010/2015/2019	.797888800		451.31		7.98	78.56	.40	2339.52	.08	3.41
					125.20 D	6.26			.54	

A L L L E V I E S				1,967.17		525.01				
			11,867.88					13,303.78	198.08	564.63
CLASS-1						446.45	5.86	1,768.63		561.22
			11,416.57		117.22			10,964.26	197.54	
CLASS-2						78.56	.40		.08	3.41
			451.31		7.98			2,339.52	.54	
					D	6.26				
	.800				13,835.05					
	.6181	AGR-RES								
	.7978	COM-IND								

125.20 Delinquent Tax Receipts--included in figures shown above

MOHAWK COMMUNITY LIBRARY

OTHER 6D

ADDITIONAL SOURCES OF RECEIPTS

ADDITIONAL DEDUCTIONS

Other-----

Other-----

Estate Tax-----

County Health Dept-----

Cigarette Tax-----

Personal Property Reimb Admin Fee-----

Special Assessments-----

Election Expenses-----

Advertising Delinquent-----

Total Additional Receipts-----

Total Additional Deductions-----

Total All Receipts----- 13,303.78

Total All Deductions-----

ADVANCES-----

N E T D I S T R I B U T I O N-----

13,303.78

-----COUNTY AUDITOR

-----DEPUTY AUDITOR

U P P E R S A N D U S K Y L I B R A R Y

OTHER 6E

	F E E S					R E C E I P T S				
	TX/RT MILLS	EF/RT MILLS	REAL RECEIPTS	PERS-PROP RECEIPTS	TOTAL RECEIPTS	A/T/REA DETAC	NET-OF-FEES	NON-BUSI	OWNER OC	HOMESTEAD
CURRENT EXPENSE	1.400		99872.64	12962.59	112835.23	4260.93	108557.88	12293.06	1595.17	3612.58
#138	1.020076400									
2009/2019/2023	1.214969000									
					328.46 D	16.42				

A L L L E V I E S										
			99,872.64	12,962.59		4,260.93		12,293.06		3,612.58
						D 16.42	108,557.88		1,595.17	
	1.400				112,835.23					
		1.0200	AGR-RES							
		1.2149	COM-IND							

328.46 Delinquent Tax Receipts--included in figures shown above

UPPER SANDUSKY LIBRARY

OTHER 6E

ADDITIONAL SOURCES OF RECEIPTS

ADDITIONAL DEDUCTIONS

Other-----

Other-----

Estate Tax-----

County Health Dept-----

Cigarette Tax-----

Personal Property Reimb Admin Fee-----

Special Assessments-----

Election Expenses-----

Advertising Delinquent-----

Total Additional Receipts-----


Total Additional Deductions-----

Total All Receipts----- 108,557.88

Total All Deductions-----

ADVANCES-----

NET DISTRIBUTION----- 108,557.88



-----COUNTY AUDITOR

-----DEPUTY AUDITOR

		F E E S				ALL OTHER				
		REAL	PERS-PROP	TOTAL	A/T/REA	R E C E I P T S				
		RECEIPTS	RECEIPTS	RECEIPTS	DETAC	NET-OF-FEES	NON-BUSI	OWNER	OC	HOMESTEAD
A L L	OTHER	173491.04	19022.37		7240.20	185211.40	21478.99	2800.12		6303.61
				D	61.81					
				192513.41						

G R A N D	T O T A L S	7,006,439.39	912,563.32		292,738.55		766,894.96			263,130.71
				D	3366.44	7,622,897.72		95,912.27		
				7,919,002.71						