

		CURRENT R/E	PRIOR	REF/ADJ	MANU HOMES	NON-BUSI	CR OWN	OCC CR	HOMESTEAD
1	ANTRIM TOWNSHIP /RIDGEDALE LOCAL S	162531.81	2974.51			13545.73	1484.64		3301.81
2	ANTRIM TOWNSHIP /WYNFORD LOCAL S D	323437.52	6679.44			23173.44	2660.30		8549.83
3	ANTRIM TOWNSHIP /NEVADA CORPORATIO	81478.66	7491.08			6144.02	949.22		7423.10
4	ANTRIM TOWNSHIP /UPPER SANDUSKY S	61148.06	2214.20			4388.03	318.38		1010.73
5	CRANE TOWNSHIP /UPPER SANDUSKY S	585002.27	16810.82	104.38-		41591.18	4339.36		8437.80
6	CRANE TOWNSHIP /UPPER SANDUSKY CO	1653717.50	71665.31	2483.64-		137822.84	25031.56		72449.18
7	CRANE TOWNSHIP /WYNFORD LOCAL S D	5590.29				264.20	9.05		
8	CRANE TOWNSHIP /MOHAWK LOCAL S D	24264.96	361.11			1920.29	212.76		999.78
9	CRAWFORD TOWNSHIP/CAREY S D	670189.18	19731.23	325.48-		56702.31	6146.90		13298.93
10	CRAWFORD TOWNSHIP/CAREY CORPORATION	816810.77	33114.80	342.94-		76683.86	13969.16		32101.58
11	CRAWFORD TOWNSHIP/UPPER SANDUSKY S	8110.59	248.97			770.62	97.32		140.10
12	EDEN TOWNSHIP /UPPER SANDUSKY S	194669.40	12430.95			15941.55	1668.70		4599.82
13	EDEN TOWNSHIP /WYNFORD LOCAL S D	140820.17	4939.72			9469.91	1206.55		3304.49
14	EDEN TOWNSHIP /NEVADA CORPORATIO	70708.81	14403.51	368.66-		5377.27	998.09		4452.80
15	EDEN TOWNSHIP /MOHAWK LOCAL S D	4966.27				304.73			
16	JACKSON TOWNSHIP /UPPER SANDUSKY S	49254.50	2427.45			3582.55	228.37		718.50
17	JACKSON TOWNSHIP /KIRBY CORPORATION	9041.41	823.58			723.30	108.91		285.88
18	JACKSON TOWNSHIP /RIVERDALE S D HAR	301424.42	12557.29	403.94-		22890.15	1674.90		3067.05
19	JACKSON TOWNSHIP /KENTON CITY S D H	24086.99	6247.41			2044.45	130.78		454.47
20	MIFFLIN TOWNSHIP /UPPER SANDUSKY S	554330.47	17641.15	1466.50-		41111.86	3608.66		6808.57
21	MIFFLIN TOWNSHIP /KIRBY CORPORATION	6519.88				550.47	99.39		1080.26
22	MIFFLIN TOWNSHIP /RIVERDALE S D HAR	7786.34	324.04			494.69	30.73		141.31
23	MARSEILLES TOWNSH/UPPER SANDUSKY S	223905.48	26412.88			17528.28	977.81		3924.04
24	MARSEILLES TOWNSH/MARSEILLES CORPOR	17645.74	7525.26			1319.01	199.29		1564.02
25	MARSEILLES TOWNSH/KENTON CITY S D H	42489.11	732.36			2582.12	193.27		619.16
26	PITT TOWNSHIP /UPPER SANDUSKY S	531040.12	7131.30	70.15-		41538.15	4568.43		8918.03
27	PITT TOWNSHIP /HARPSTER CORPORAT	59893.38	3853.60	918.38-		5724.53	854.14		5296.49
28	PITT TOWNSHIP /WYNFORD LOCAL S D	11680.39	2212.14			790.43	100.47		353.48
29	RICHLAND TOWNSHIP/RIVERDALE S D HAR	447438.40	9566.38			36999.88	2884.46		5898.67
30	RICHLAND TOWNSHIP/WHARTON CORPORATI	68893.50	5962.17			5753.58	814.05		2928.86
31	RIDGE TOWNSHIP /CAREY S D	178040.29	10190.58			15777.97	1747.62		3377.78
32	RIDGE TOWNSHIP /RIVERDALE S D HAR	58523.74	955.05			5270.54	395.34		428.52
33	RIDGE TOWNSHIP /VANLUE S D HANCO	70368.33	13.90			5643.18	495.80		1273.76
34	SALEM TOWNSHIP /UPPER SANDUSKY S	558213.11	6413.22			44186.70	4655.74		7726.86
35	SALEM TOWNSHIP /RIVERDALE S D HAR	44172.01	4466.57			4060.64	333.61		1018.36
36	SYCAMORE TOWNSHIP/MOHAWK LOCAL S D	382524.61	22371.08	1495.85-		31300.70	2998.80		7830.09
37	SYCAMORE TOWNSHIP/SYCAMORE CORPORAT	181807.41	13807.67	323.96-		17517.23	3196.04		12722.09
38	TYMOCHTEE TOWNSHI/MOHAWK LOCAL S D	587270.02	17235.45	778.94-		50057.75	4992.61		13033.06
39	TYMOCHTEE TOWNSHI/UPPER SANDUSKY S	72668.08	4090.99			5082.15	543.00		669.30
40	EDEN TWP /UPPER SANDUSKY S	118177.83	20573.79			9272.04	1033.12		2736.19
41	PITT TOWNSHIP /UPPER CORPORATION	1255.12				93.52			
42	SALEM TOWNSHIP /UPPER SANDUSKY CO	696.56				32.19			

\*\* COUNTY TOTALS \*\*

9412593.50	396600.96	9082.82-	766028.04	95957.33	252944.75
------------	-----------	----------	-----------	----------	-----------

		CURRENT R/E	PRIOR	REF/ADJ	PERS/PROPTY	NON-BUSI	CR OWN	OCC CR	HOMESTEAD
1	ANTRIM TOWNSHIP /RIDGEDALE LOCAL S	12285.90			17557.84				
2	ANTRIM TOWNSHIP /WYNFORD LOCAL S D	2428.37		1266.94-	37179.57				
3	ANTRIM TOWNSHIP /NEVADA CORPORATIO	16822.38	966.22		12853.55				
4	ANTRIM TOWNSHIP /UPPER SANDUSKY S	785.84			6602.29				
5	CRANE TOWNSHIP /UPPER SANDUSKY S	31453.98	1326.21		74450.76		10.95		153.87
6	CRANE TOWNSHIP /UPPER SANDUSKY CO	1012324.58	92079.85	124789.38-	176019.74				
7	CRANE TOWNSHIP /WYNFORD LOCAL S D				1561.35				
8	CRANE TOWNSHIP /MOHAWK LOCAL S D	837.66			3419.30				
9	CRAWFORD TOWNSHIP/CAREY S D	65402.00			87351.02				
10	CRAWFORD TOWNSHIP/CAREY CORPORATION	308727.95	5387.24	167.06-	25781.49	8.74			
11	CRAWFORD TOWNSHIP/UPPER SANDUSKY S				187.52				
12	EDEN TOWNSHIP /UPPER SANDUSKY S	1343.20			20407.69				
13	EDEN TOWNSHIP /WYNFORD LOCAL S D	6793.36			13842.52				
14	EDEN TOWNSHIP /NEVADA CORPORATIO	3738.73	298.64		16253.74				
15	EDEN TOWNSHIP /MOHAWK LOCAL S D				218.94				
16	JACKSON TOWNSHIP /UPPER SANDUSKY S	342.36			4843.53				
17	JACKSON TOWNSHIP /KIRBY CORPORATION	3296.63			1631.20				
18	JACKSON TOWNSHIP /RIVERDALE S D HAR	592.44			13002.09				
19	JACKSON TOWNSHIP /KENTON CITY S D H				3345.70				
20	MIFFLIN TOWNSHIP /UPPER SANDUSKY S	591.16	705.57		20789.94				
21	MIFFLIN TOWNSHIP /KIRBY CORPORATION	4651.40			822.59				
22	MIFFLIN TOWNSHIP /RIVERDALE S D HAR				1.83				
23	MARSEILLES TOWNSH/UPPER SANDUSKY S	476.46			36526.81				
24	MARSEILLES TOWNSH/MARSEILLES CORPOR	1446.31			2664.02				
25	MARSEILLES TOWNSH/KENTON CITY S D H				4761.73				
26	PITT TOWNSHIP /UPPER SANDUSKY S	22893.03			141923.18				
27	PITT TOWNSHIP /HARPSTER CORPORAT	33811.50			8993.19				
28	PITT TOWNSHIP /WYNFORD LOCAL S D				47.32				
29	RICHLAND TOWNSHIP/RIVERDALE S D HAR	645.44			33276.91				
30	RICHLAND TOWNSHIP/WHARTON CORPORATI	9192.83	1065.26		2845.24				
31	RIDGE TOWNSHIP /CAREY S D	4867.29			17320.91				
32	RIDGE TOWNSHIP /RIVERDALE S D HAR	20.87			6092.63				
33	RIDGE TOWNSHIP /VANLUE S D HANCO	238.17			4494.38				
34	SALEM TOWNSHIP /UPPER SANDUSKY S	46677.99		9000.00-	47907.08				
35	SALEM TOWNSHIP /RIVERDALE S D HAR				3353.66				
36	SYCAMORE TOWNSHIP/MOHAWK LOCAL S D	2797.78			56366.83				
37	SYCAMORE TOWNSHIP/SYCAMORE CORPORAT	55753.87	10763.95	5441.76-	3477.17				
38	TYMOCHTEE TOWNSHI/MOHAWK LOCAL S D	11589.31	10078.50		98163.15		27.26		187.84
39	TYMOCHTEE TOWNSHI/UPPER SANDUSKY S	2007.16			2889.88				
40	EDEN TWP /UPPER SANDUSKY S	994.22							
41	PITT TOWNSHIP /UPPER CORPORATION				315.19				
42	SALEM TOWNSHIP /UPPER SANDUSKY CO				294.53				

\*\* COUNTY TOTALS \*\*

1665830.17	122671.44	140665.14-	1009838.01	8.74	38.21	341.71
			P/P			
			PRIOR P/P			

TOTAL COLLECTION & ROLLEBACKS:	13,722,852.86
REAL ESTATE ASSESSMENT	
.0400000 (1ST \$ 500,000)	20,000.00
.0200000 (NEXT \$10,000,000)	200,000.00
.0075000 (BALANCE )	24,171.40
T O T A L	244,171.40 *
AUDITOR	
.0250000 (1ST \$ 100,000)	2,500.00
.0083180 (NEXT \$ 2,000,000)	16,636.00
.0066550 (NEXT \$ 2,000,000)	13,310.00
.0016630 (BALANCE )	16,002.80
T O T A L	48,448.80 *
TREASURER	
.0094950 (1ST \$ 5,690,000)	54,026.55
.0019960 (BALANCE )	16,033.57
T O T A L	70,060.12 *
GRAND TOTAL FEES:	362,680.32 *

WYANDOT COUNTY

COUNTY 1A

	TX/RT MILLS	EF/RT MILLS	REAL RECEIPTS	PERS-PROP RECEIPTS	TOTAL RECEIPTS	F E E S		R E C E I P T S				
						A/T/REA DETAC		NET-OF-FEES	NON-BUSI	OWNER	OC	HOMESTEAD
COUNTY GENERAL	2.900		858626.75	52556.84	911183.59	26917.36		882317.53	68267.19	8547.39	19062.00	
# 1	2.900000000		738830.48		29927.98	22059.66	1496.40	715274.42	68266.59	8544.40	19037.19	
/ /	2.900000000		119796.27		9045.93	4857.70	452.30	167043.11	.60	2.99	24.81	
					38973.91	D 1948.70						
HEALTH DISTRICT	.700		222502.07	12686.15	235188.22	6402.42		228327.86			4600.47	
# 2 NO RLBK	.700000000		196878.99		7224.01	5324.75	361.20	191193.04			4595.16	
2019/2019/2024	.620258800		25623.08		1934.78	1077.67	96.74	37134.82			5.31	
					9158.79	D 457.94						
MENTAL HEALTH/REC	.600		190608.74	10873.83	201482.57	5484.70		195605.76			3943.25	
# 3 NO RLBK	.600000000		168753.39		6192.01	4564.07	309.60	163879.72			3938.72	
2017/ /	.529053000		21855.35		1650.26	920.63	82.51	31726.04			4.53	
					7842.27	D 392.11						
SENIOR CITIZENS	1.000		317860.03	18123.08	335983.11	9146.31		326182.60			6572.14	
# 4 NO RLBK	1.000000000		281255.65		10320.00	7606.78	516.00	273132.87			6564.56	
2019/ /2024	.886084000		36604.38		2763.95	1539.53	138.20	53049.73			7.58	
					13083.95	D 654.20						
SENIOR CITIZENS	.800		179310.34	14498.42	193808.76	5709.91		187684.68	13875.62	1737.39	3875.43	
# 5	.589438400		150170.75		6083.02	4483.73	304.15	145382.87	13875.47	1736.67	3869.40	
2009/2019/2024	.705404000		29139.59		2200.34	1226.18	110.02	42301.81	.15	.72	6.03	
					8283.36	D 414.17						
A L L L E V I E S				108,738.32		53,660.70			82,142.81		38,053.29	
		1,768,907.93						1,820,118.43		10,284.78		
CLASS-1					44,038.99		2,987.35		82,142.06		38,005.03	
		1,535,889.26			59747.02			1,488,862.92		10,281.07		
CLASS-2					9,621.71		879.77		.75		48.26	
		233,018.67			17595.26			331,255.51		3.71		
					D 3,867.12							
6.000				1,877,646.25								
	5.7894	AGR-RES										
	5.6406	COM-IND										

77,342.28 Delinquent Tax Receipts--included in figures shown above

WYANDOT COUNTY

COUNTY 1A

ADDITIONAL SOURCES OF RECEIPTS

ADDITIONAL DEDUCTIONS

Other-----

Other-----

Estate Tax-----

County Health Dept-----

Cigarette Tax-----

Personal Property Reimb Admin Fee-----

Special Assessments-----

Election Expenses-----

Advertising Delinquent-----

Total Additional Receipts-----


Total Additional Deductions-----

Total All Receipts----- 1,820,118.43

Total All Deductions-----

ADVANCES-----

NET DISTRIBUTION----- 1,820,118.43



-----COUNTY AUDITOR

-----DEPUTY AUDITOR

WYANDOT COUNTY

COUNTY 1B

		TX/RT	EF/RT	REAL	PERS-PROP	TOTAL	FEE	RECEIPTS				
		MILLS	MILLS	RECEIPTS	RECEIPTS	RECEIPTS	A/T/REA	NET-OF-FEES	NON-BUSI	OWNER	OC	HOMESTEAD
						DETAC						
ANGELINE SCHOOLS		2.950		607906.12	53463.01	661369.13	19462.55	640487.29	46241.62	5790.30		12917.31
# 6		1.964343050		500453.94		20272.04	14942.33	484498.01	46241.08	5787.61		12895.05
	2006/2011/CONT	2.601177250		107452.18		8113.82	4520.22	405.69	155989.28	.54	2.69	22.26
						28385.86	D 1419.29					
ANGELINE SCHOOLS		1.500		476521.88	27184.58	503706.46	13711.74	489014.43				9858.13
# 7	NO RLBK	1.500000000		421883.55		15480.03	11410.17	774.00	409699.38			9846.82
	2017/ /CONT	1.322632500		54638.33		4125.67	2301.57	206.29	79315.05			11.31
						19605.70	D 980.29					
A L L L E V I E S				80,647.59		33,174.29			46,241.62			22,775.44
		1,084,428.00						1,129,501.72		5,790.30		
CLASS-1						26,352.50		1,787.60	46,241.08			22,741.87
		922,337.49				35752.07		894,197.39		5,787.61		
CLASS-2						6,821.79		611.98	.54			33.57
		162,090.51				12239.49		235,304.33		2.69		
						D 2,399.58						
4.450						1,165,075.59						
		3.4643 AGR-RES										
		3.9237 COM-IND										

47,991.56 Delinquent Tax Receipts--included in figures shown above

WYANDOT COUNTY

COUNTY 1B

ADDITIONAL SOURCES OF RECEIPTS

ADDITIONAL DEDUCTIONS

Other-----

Other-----

Estate Tax-----

County Health Dept-----

Cigarette Tax-----

Personal Property Reimb Admin Fee-----

Special Assessments-----

Election Expenses-----

Advertising Delinquent-----

Total Additional Receipts-----

Total Additional Deductions-----

Total All Receipts----- 1,129,501.72

Total All Deductions-----

ADVANCES-----

N E T D I S T R I B U T I O N----- 1,129,501.72

-----COUNTY AUDITOR

-----DEPUTY AUDITOR

ALL COUNTY

REAL RECEIPTS	PERS-PROP RECEIPTS	TOTAL RECEIPTS	FEE A/T/REA DETAC	RECEIPTS NET-OF-FEES	NON-BUSI	OWNER	OC	HOMESTEAD
---------------	--------------------	----------------	-------------------------	-------------------------	----------	-------	----	-----------

A L L COUNTY

2853335.93	189385.91		86834.99	2949620.15	128384.43	16075.08	60828.73	
			D 6266.70					
		3042721.84						



CAREY EVSD

BOARD OF ED 2A

		TX/RT	EF/RT	REAL	PERS-PROP	TOTAL	A/T/REA	RECEIPTS			
		MILLS	MILLS	RECEIPTS	RECEIPTS	RECEIPTS	DETAC	NET-OF-FEES	NON-BUSI	OWNER OC	HOMESTEAD
-----											
BOND		4.850		259190.15	9132.53	268322.68	7899.64	259992.05	21162.64	3096.31	6216.57
# 8		4.850000000		218184.85		8045.92	6571.80	402.30	211210.75	21161.63	3096.31
2013/	/2049	4.850000000		41005.30		573.91	1327.84	28.69	48781.30	1.01	6216.57
						8619.83	D 430.99				
-----											
CLASSROOM FACILIT		.500		23100.95	941.50	24042.45	707.08	23297.07	1876.51	274.55	551.23
# 9		.430055500		19346.74		713.44	582.73	35.67	18728.34	1876.42	274.55
2013/	/2035	.444037000		3754.21		52.54	124.35	2.63	4568.73	.09	551.23
						765.98	D 38.30				
-----											
GENERAL		7.800		214742.16	14687.36	229429.52	6671.82	222419.63	15921.73	2329.45	4676.90
# 10		3.648793200		164146.67		6053.17	4944.15	302.66	158899.86	15920.49	2329.45
1991/	/CONT	5.984300400		50595.49		708.13	1727.67	35.41	63519.77	1.24	4676.90
						6761.30	D 338.07				
-----											
GENERAL		2.900		43394.52	5460.69	48855.21	1420.02	47365.04	3372.96	493.48	990.80
# 11		.772995000		34774.40		1282.36	1047.42	64.12	33662.86	3372.75	493.48
1977/	/CONT	1.019564600		8620.12		120.65	372.60	6.03	13702.18	.21	990.80
						1403.01	D 70.15				
-----											
GENERAL		4.800		130435.67	9038.37	139474.04	4060.43	135206.77	9797.95	1433.50	2878.09
# 12		2.245411200		101013.34		3725.03	3042.56	186.25	97784.53	9797.23	1433.50
1989/	/CONT	3.479995200		29422.33		411.79	1017.87	20.59	37422.24	.72	2878.09
						4136.82	D 206.84				
-----											
GENERAL		5.000		112256.00	9414.97	121670.97	3539.10	117953.44	8467.75	1238.89	2487.35
# 13		1.940570000		87299.57		3219.30	2629.49	160.97	84509.11	8467.14	1238.89
1979/	/CONT	2.951780000		24956.43		349.29	909.61	17.46	33444.33	.61	2487.35
						3568.59	D 178.43				
-----											
GENERAL		24.400		365112.40	45945.08	411057.48	11947.76	398519.49	28379.39	4152.14	8336.37
# 14		6.503820000		292584.53		10789.52	8812.74	539.48	283232.31	28377.61	4152.14
1976/	/CONT	8.578405600		72527.87		1015.09	3135.02	50.75	115287.18	1.78	8336.37
						11804.61	D 590.23				
-----											
GENERAL		5.000		267206.34	9414.97	276621.31	8143.96	268033.03	21817.14	3192.08	6408.83
# 15		5.000000000		224932.83		8294.76	6775.05	414.74	217743.04	21816.10	3192.08
/	/	5.000000000		42273.51		591.66	1368.91	29.58	50289.99	1.04	6408.83
						8886.42	D 444.32				
-----											
A L L	L E V I E S			104,035.47		44,389.81			110,796.07		32,546.14
	CLASS-1		1,415,438.19						1,472,786.52		16,210.40
						34,405.94		2,106.19	110,789.37		32,546.14
	CLASS-2		1,142,282.93		42123.50				1,105,770.80		16,210.40
						9,983.87		191.14		6.70	
			273,155.26		3823.06				367,015.72		
						D 2,297.33					
55.250						1,519,473.66					
	25.3913	AGR-RES									
	32.3078	COM-IND									

45,946.56 Delinquent Tax Receipts--included in figures shown above

CAREY EVSD

ADDITIONAL SOURCES OF RECEIPTS

ADDITIONAL DEDUCTIONS

Other-----

Other-----

Estate Tax-----

County Health Dept-----

Cigarette Tax-----

Personal Property Reimb Admin Fee-----

Special Assessments-----

Election Expenses-----

Advertising Delinquent-----

Total Additional Receipts-----

Total Additional Deductions-----

Total All Receipts----- 1,472,786.52

Total All Deductions-----

ADVANCES-----

NET DISTRIBUTION----- 1,472,786.52



-----COUNTY AUDITOR

-----DEPUTY AUDITOR

KENTON CSD

BOARD OF ED 2B

		TX/RT	EF/RT	REAL	PERS-PROP	TOTAL	FEE	RECEIPTS				
		MILLS	MILLS	RECEIPTS	RECEIPTS	RECEIPTS	A/T/REA	NET-OF-FEES	NON-BUSI	OWNER	OC	HOMESTEAD
						DETAC						
BOND		3.200		5916.00	470.68	6386.68	183.04		6175.03	422.28	29.55	87.11
# 16		3.200000000		5916.00		572.10	170.60	28.61	5716.79	422.28	29.55	87.11
	2011/ /2038	3.200000000					12.44		458.24			
						572.10 D	28.61					
CLASSROOM FACILIT		.500		738.49	73.54	812.03	23.24		785.22	52.71	3.69	10.87
# 17		.399448500		738.49		71.42	21.30	3.57	713.62	52.71	3.69	10.87
	2011/ /CONT	.498286500					1.94		71.60			
						71.42 D	3.57					
GENERAL		4.800		5535.02	706.00	6241.02	178.27		6035.99	395.08	27.64	81.49
# 18		2.993918400		5535.02		535.25	159.61	26.76	5348.65	395.08	27.64	81.49
	1985/ /CONT	4.783550400					18.66		687.34			
						535.25 D	26.76					
GENERAL		3.500		6470.64	514.79	6985.43	200.20		6753.94	461.86	32.31	95.27
# 19		3.500000000		6470.64		625.72	186.59	31.29	6252.76	461.86	32.31	95.27
	/ /	3.500000000					13.61		501.18			
						625.72 D	31.29					
GENERAL		4.600		5130.74	676.59	5807.33	165.83		5616.69	366.22	25.62	75.54
# 20		2.775244400		5130.74		496.16	147.95	24.81	4957.98	366.22	25.62	75.54
	1980/ /CONT	3.409888000					17.88		658.71			
						496.16 D	24.81					
GENERAL		21.300		21684.66	3132.91	24817.57	708.11		24004.61	1547.82	108.31	319.27
# 21		11.729356200		21684.66		2096.97	625.31	104.85	20954.50	1547.82	108.31	319.27
	1976/ /CONT	13.554659700					82.80		3050.11			
						2096.97 D	104.85					
A L L	L E V I E S			45,475.55	5,574.51		1,458.69		49,371.48	3,245.97	227.12	669.55
	CLASS-1						1,311.36	219.89	3,245.97			669.55
	CLASS-2			45,475.55		4397.62	147.33		43,944.30		227.12	
							D		5,427.18			
							219.89					
		37.900				51,050.06						
		24.5978	AGR-RES									
		28.9461	COM-IND									

4,397.62 Delinquent Tax Receipts--included in figures shown above

KENTON CSD

BOARD OF ED 2B

-----  
ADDITIONAL  
SOURCES OF RECEIPTS  
-----

-----  
ADDITIONAL  
DEDUCTIONS  
-----

Other-----

Other-----

Estate Tax-----

County Health Dept-----

Cigarette Tax-----

Personal Property Reimb Admin Fee-----

Special Assessments-----

Election Expenses-----

Advertising Delinquent-----

Total Additional Receipts-----

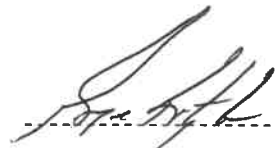
Total Additional Deductions-----

Total All Receipts----- 49,371.48

Total All Deductions-----

ADVANCES-----

NET DISTRIBUTION----- 49,371.48



-----COUNTY AUDITOR

-----DEPUTY AUDITOR

MOHAWK LSD

BOARD OF ED 2C

		TX/RT		REAL	PERS-PROP	TOTAL	FEE	RECEIPTS				
		MILLS	EF/RT	RECEIPTS	RECEIPTS	RECEIPTS	A/T/REA	NET-OF-FEES	NON-BUSI	OWNER	OC	HOMESTEAD
			MILLS				DETAC					
BOND		1.860		61400.31	5359.52	66759.83	1972.30	64618.70	5320.29	594.94		1623.53
# 22		1.860000000		58047.85		2549.05	1733.14	56187.26	5320.29	593.69		1615.58
	2003/ /2030	1.860000000		3352.46		827.61	239.16	41.38		1.25		7.95
						3376.66 D	168.83					
BOND		.400		13204.38	1152.59	14356.97	424.15	13896.51	1144.15	127.94		349.15
# 23		.400000000		12483.42		548.18	372.72	12083.29	1144.15	127.67		347.44
	2003/ /2030	.400000000		720.96		177.98	51.43	8.90		.27		1.71
						726.16 D	36.31					
CLASSROOM FACILIT		.500		11306.59	1440.73	12747.32	374.67	12338.68	953.69	106.76		291.74
# 24		.333415000		10405.39		456.93	310.67	10071.87	953.69	106.42		289.60
	2003/ /2025	.500000000		901.20		222.48	64.00	2266.81		.34		2.14
						679.41 D	33.97					
GENERAL		6.000		115561.53	17288.76	132850.29	3898.93	128614.26	9838.61	1100.95		3007.12
# 25		3.439626000		107345.66		4713.84	3205.03	103904.94	9838.61	1097.89		2987.64
	1980/ /CONT	4.558302000		8215.87		2028.24	693.90	24709.32		3.06		19.48
						6742.08 D	337.10					
GENERAL		22.900		383408.27	65985.43	449393.70	13169.85	435139.37	32949.09	3685.72		10062.20
# 26		11.519158000		359495.89		15786.47	10733.51	347973.06	32949.09	3676.81		10005.50
	1976/ /CONT	13.266977600		23912.38		5903.21	2436.34	87166.31		8.91		56.70
						21689.68 D	1084.48					
GENERAL		5.000		165054.60	14407.30	179461.90	5301.88	173706.17	14301.87	1599.31		4364.35
# 27		5.000000000		156042.61		6852.26	4658.98	151041.02	14301.87	1595.95		4342.98
	/ /	5.000000000		9011.99		2224.78	642.90	22665.15		3.36		21.37
						9077.04 D	453.85					
GENERAL		3.000		60265.00	8644.38	68909.38	2023.10	66708.46	5112.55	572.18		1563.14
# 28		1.787370000		55781.17		2449.51	1665.47	53993.22	5112.55	570.51		1552.51
	1986/ /CONT	2.487699000		4483.83		1106.92	357.63	12715.24		1.67		10.63
						3556.43 D	177.82					
A L L	L E V I E S				114,278.71		27,164.88		69,620.25			21,261.23
				810,200.68				895,022.15		7,787.80		
	CLASS-1					22,679.52	1,667.81	69,620.25		21,141.25		
				759,601.99		33356.24		735,254.66		7,768.94		
	CLASS-2					4,485.36	624.55					119.98
				50,598.69		12491.22		159,767.49		18.86		
						D	2,292.36					
	39.660					924,479.39						
		24.3394	AGR-RES									
		28.0728	COM-IND									

45,847.46 Delinquent Tax Receipts--included in figures shown above

MOHAWK LSD

BOARD OF ED 2C

-----  
ADDITIONAL  
SOURCES OF RECEIPTS  
-----

-----  
ADDITIONAL  
DEDUCTIONS  
-----

Other-----

Other-----

Estate Tax-----

County Health Dept-----

Cigarette Tax-----

Personal Property Reimb Admin Fee-----

Special Assessments-----

Election Expenses-----

Advertising Delinquent-----

Total Additional Receipts-----


Total Additional Deductions-----

Total All Receipts----- 895,022.15

Total All Deductions-----

ADVANCES-----

NET DISTRIBUTION----- 895,022.15



-----COUNTY AUDITOR

-----DEPUTY AUDITOR

RIDGEDALE LSD

BOARD OF ED 2D

		TX/RT MILLS	EF/RT MILLS	REAL RECEIPTS	PERS-PROP RECEIPTS	TOTAL RECEIPTS	FEE A/T/REA DETAC	RECEIPTS NET-OF-FEES	NON-BUSI OWNER	OC	HOMESTEAD
-----											
EMERGENCY		3.740		16844.75	1042.49	17887.24	523.28				
# 29		3.740000000		15704.84		285.04	465.60	14.25	17349.71	1438.08	157.62 316.41
2012/	/2016	3.740000000		1139.91			57.68		15224.99	1438.08	157.62 316.41
						285.04 D	14.25	2124.72			
-----											
GENERAL		5.500		24771.69	1533.07	26304.76	769.52				
# 30		5.500000000		23095.35		419.18	684.70	20.96	25514.28	2114.83	231.79 465.30
/	/	5.500000000		1676.34			84.82		22389.69	2114.83	231.79 465.30
						419.18 D	20.96	3124.59			
-----											
GENERAL		4.500		11186.89	1254.33	12441.22	362.08				
# 31		2.462733000		10341.39		187.70	306.59	9.39	12069.75	946.96	103.79 208.35
1978/	/CONT	2.774034000		845.50			55.49		10025.41	946.96	103.79 208.35
						187.70 D	9.39	2044.34			
-----											
GENERAL		30.700		59644.74	8557.32	68202.06	1982.93				
# 32		13.352872900		56070.78		1017.68	1662.31	50.88	66168.25	5134.37	562.74 1129.66
1976/	/CONT	11.725987800		3573.96			320.62		54357.59	5134.37	562.74 1129.66
						1017.68 D	50.88	11810.66			
-----											
A L L	L E V I E S			12,387.21		3,637.81					
			112,448.07						9,634.24		2,119.72
	CLASS-1					3,119.20		95.48	121,101.99	1,055.94	
			105,212.36		1909.60				9,634.24		2,119.72
	CLASS-2					518.61			101,997.68	1,055.94	
			7,235.71						19,104.31		
							D	95.48			
44.440						124,835.28					
	25.0555 AGR-RES										
	23.7399 COM-IND										

1,909.60 Delinquent Tax Receipts--included in figures shown above

RIDGEDALE LSD

-----  
ADDITIONAL  
SOURCES OF RECEIPTS  
-----

-----  
ADDITIONAL  
DEDUCTIONS  
-----

Other-----

Other-----

Estate Tax-----

County Health Dept-----

Cigarette Tax-----

Personal Property Reimb Admin Fee-----

Special Assessments-----

Election Expenses-----

Advertising Delinquent-----

Total Additional Receipts-----

Total Additional Deductions-----

Total All Receipts----- 121,101.99

Total All Deductions-----

ADVANCES-----

NET DISTRIBUTION----- 121,101.99



-----COUNTY AUDITOR

-----DEPUTY AUDITOR



RIVERDALE LSD

BOARD OF ED 2E

		TX/RT EF/RT		REAL	PERS-PROP	TOTAL	FEES		RECEIPTS				
		MILLS	MILLS	RECEIPTS	RECEIPTS	RECEIPTS	A/T/REA	DETAC	NET-OF-FEES	NON-BUSI	OWNER	OC	HOMESTEAD
CLASSROOM FACILI		.500		7347.96	693.44	8041.40	233.54		7794.51	638.97	51.93		101.30
# 33		.283149500		7207.14		254.10	211.41		6983.02	638.97	51.93		101.30
	2001/ /2022	.464988500		140.82		12.95	22.13		811.49				
						267.05 D	13.35						
BOND		2.900		74693.55	4021.98	78715.53	2295.63		76285.74	6544.48	531.72		1037.52
# 34		2.900000000		73815.25		2602.50	2165.30		71519.82	6544.48	531.72		1037.52
	2000/ /2022	2.900000000		878.30		80.75	130.33		4765.92				
						2683.25 D	134.16						
GENERAL		20.500		457396.49	28431.25	485827.74	14159.99		470848.03	40134.02	3260.70		6362.56
# 35		17.784242000		452671.84		15959.91	13278.66		438595.18	40134.02	3260.70		6362.56
	1976/ /CONT	15.600008000		4724.65		434.39	881.33		32252.85				
						16394.30 D	819.72						
GENERAL		4.400		113328.12	6102.33	119430.45	3483.02		115743.87	9929.57	806.74		1574.16
# 36		4.400000000		111995.53		3948.65	3285.27		108512.83	9929.57	806.74		1574.16
	/ /	4.400000000		1332.59		122.52	197.75		7231.04				
						4071.17 D	203.56						
A L L L E V I E S					39,249.00		20,172.18			57,247.04			9,075.54
				652,766.12					670,672.15		4,651.09		
	CLASS-1					18,940.64		1,138.27		57,247.04			9,075.54
				645,689.76		22765.16			625,610.85		4,651.09		
	CLASS-2					1,231.54		32.52					
				7,076.36		650.61			45,061.30				
						D	1,170.79						
	28.300												
		25.3673	AGR-RES										
		23.3649	COM-IND										

23,415.77 Delinquent Tax Receipts--included in figures shown above

RIVERDALE LSD

ADDITIONAL SOURCES OF RECEIPTS

ADDITIONAL DEDUCTIONS

Other-----

Other-----

Estate Tax-----

County Health Dept-----

Cigarette Tax-----

Personal Property Reimb Admin Fee-----

Special Assessments-----

Election Expenses-----

Advertising Delinquent-----

Total Additional Receipts-----

Total Additional Deductions-----

Total All Receipts----- 670,672.15

Total All Deductions-----

ADVANCES-----

NET DISTRIBUTION----- 670,672.15



-----COUNTY AUDITOR

-----DEPUTY AUDITOR

UPPER SANDUSKY EVSD

BOARD OF ED 2F

		TX/RT	EF/RT	REAL	PERS-PROP	TOTAL	FEE	RECEIPTS				
		MILLS	MILLS	RECEIPTS	RECEIPTS	RECEIPTS	A/T/REA	NET-OF-FEES	NON-BUSI	OWNER	OC	HOMESTEAD
						DETAC						
GENERAL		5.000		498592.24	52089.98	550682.22	16244.18	533170.98	35422.09	4602.41		10009.07
# 37		2.932380000		385057.12		15827.89	11498.52	791.39	372767.21	35422.09	4601.04	9992.82
1986/	/CONT	3.795350000		113535.12		9513.32	4745.66	475.67	160403.77		1.37	16.25
						25341.21	D 1267.06					
GENERAL		4.800		773886.90	50006.39	823893.29	24408.15	797588.13	57982.21	7533.14		16377.74
# 38		4.800000000		630298.38		25908.64	18821.87	1295.43	610181.08	57982.21	7531.41	16357.18
/	/	4.800000000		143588.52		12031.55	5586.28	601.58	187407.05		1.73	20.56
						37940.19	D 1897.01					
GENERAL		20.300		1704131.86	211485.22	1915617.08	56433.73	1855053.69	129732.54	16854.79		36640.48
# 39		10.739775900		1410263.06		57969.35	42113.05	2898.47	1365251.54	129732.54	16851.25	36598.41
1976/	/CONT	9.823697800		293868.80		24623.81	14320.68	1231.19	489802.15		3.54	42.07
						82593.16	D 4129.66					
GENERAL		3.600		302406.82	37504.76	339911.58	10013.79	329164.85	23016.94	2990.34		6500.71
# 40		1.905433200		250206.53		10284.82	7471.63	514.24	242220.66	23016.94	2989.71	6493.24
1977/	/CONT	1.744995600		52200.29		4373.95	2542.16	218.70	86944.19		.63	7.47
						14658.77	D 732.94					
PERMANENT IMPROVE		2.000		331817.97	20835.98	352653.95	9665.21	342249.65				6582.58
# 41 NO RLBK		1.929468000		279697.28		10414.55	7565.87	520.73	271610.68			6575.12
2015/	/CONT	1.742314000		52120.69		4367.23	2099.34	218.36	70638.97			7.46
						14781.78	D 739.09					
A L L L E V I E S				371,922.33		116,765.06			246,153.78			76,110.58
		CLASS-1		3,610,835.79		87,470.94		3,857,227.30		31,980.68		
		CLASS-2		2,955,522.37		29,294.12		6,020.26	2,862,031.17		31,973.41	76,016.77
				655,313.42		54909.86		2,745.50				93.81
						D 8,765.76		995,196.13		7.27		
				35.700		3,982,758.12						
		22.3068 AGR-RES										
		21.9061 COM-IND										

175,315.11 Delinquent Tax Receipts--included in figures shown above

UPPER SANDUSKY EVSD

ADDITIONAL SOURCES OF RECEIPTS

ADDITIONAL DEDUCTIONS

Other-----

Other-----

Estate Tax-----

County Health Dept-----

Cigarette Tax-----

Personal Property Reimb Admin Fee-----

Special Assessments-----

Election Expenses-----

Advertising Delinquent-----

Total Additional Receipts-----

Total Additional Deductions-----

Total All Receipts----- 3,857,227.30

Total All Deductions-----

ADVANCES-----

NET DISTRIBUTION----- 3,857,227.30



-----COUNTY AUDITOR

-----DEPUTY AUDITOR

VANLUE LSD

BOARD OF ED 2G

	TX/RT MILLS	EF/RT MILLS	REAL RECEIPTS	PERS-PROP RECEIPTS	TOTAL RECEIPTS	F E E S		R E C E I P T S			
						A/T/REA DETAC		NET-OF-FEES	NON-BUSI	OWNER	OC
EMERGENCY	6.370		10861.62	521.29	11382.91	333.81		11048.99	965.09	84.79	197.67
# 42	6.370000000		10825.15		2.16	319.07	.11	10505.97	965.09	84.79	197.67
2019/ /2028	6.370000000		36.47			14.74		543.02			
					2.16 D	.11					
GENERAL	6.000		10230.72	491.01	10721.73	314.42		10407.21	909.03	79.87	186.19
# 43	6.000000000		10196.37		2.03	300.54	.10	9895.73	909.03	79.87	186.19
/ /	6.000000000		34.35			13.88		511.48			
					2.03 D	.10					
GENERAL	25.000		26557.71	2045.88	28603.59	836.60		27766.73	2360.43	207.38	483.47
# 44	15.579900000		26476.43		5.28	780.39	.26	25695.78	2360.43	207.38	483.47
1976/ /CONT	14.196775000		81.28			56.21		2070.95			
					5.28 D	.26					
PERMANENT IMPROVE	4.000		2969.88	327.34	3297.22	96.14		3201.05	263.42	23.14	53.95
# 45	1.738716000		2954.78		.59	87.09	.03	2867.66	263.42	23.14	53.95
1994/ /CONT	2.637308000		15.10			9.05		333.39			
					.59 D	.03					
A L L L E V I E S				3,385.52		1,580.97			4,497.97		921.28
			50,619.93					52,423.98		395.18	
CLASS-1						1,487.09	.50		4,497.97		921.28
			50,452.73		10.06			48,965.14		395.18	
CLASS-2						93.88					
			167.20					3,458.84			
41.370						D	.50				
					54,005.45						
			29.6886	AGR-RES							
			29.2040	COM-IND							

10.06 Delinquent Tax Receipts--included in figures shown above

VANLUE LSD

BOARD OF ED 2G

-----  
ADDITIONAL  
SOURCES OF RECEIPTS  
-----

-----  
ADDITIONAL  
DEDUCTIONS  
-----

Other-----

Other-----

Estate Tax-----

County Health Dept-----

Cigarett Tax-----

Personal Property Reimb Admin Fee-----

Special Assessments-----

Election Expenses-----

Advertising Delinquent-----

Total Additional Receipts-----

Total Additional Deductions-----

Total All Receipts----- 52,423.98

Total All Deductions-----

ADVANCES-----

NET D I S T R I B U T I O N----- 52,423.98



-----COUNTY AUDITOR

-----DEPUTY AUDITOR

WYNFORD LSD

BOARD OF ED 2H

		TX/RT MILLS	EF/RT MILLS	REAL RECEIPTS	PERS-PROP RECEIPTS	TOTAL RECEIPTS	FEE A/T/REA DETAC	RECEIPTS				
								NET-OF-FEES	NON-BUSI	OWNER	OC	HOMESTEAD
BOND # 46	2.000			29170.71	2092.11	31262.82	933.08					1011.66
	2.000000000			28122.10		1480.42	848.41					1011.66
1998/ /2022	2.000000000			1048.61		43.16	84.67	74.02			343.30	1011.66
						1523.58	D 76.18	2.16			3053.89	
BOND # 47 NO RLBK	4.400			70704.89	4602.64	75307.53	2052.77					2225.65
	4.400000000			68397.95		3256.95	1866.51					2225.65
2017/ /	4.400000000			2306.94		94.96	186.26	162.85				2225.65
						3351.91	D 167.60	4.75			6718.57	
EMERGENCY # 48	1.660			24211.72	1736.45	25948.17	774.46					839.69
	1.660000000			23341.37		1228.75	704.18					839.69
2012/2018/2020	1.660000000			870.35		35.83	70.28	61.44			284.94	839.69
						1264.58	D 63.23	1.79			2534.73	
GENERAL # 49	6.500			36230.95	6799.36	43030.31	1269.61					1251.89
	2.474940000			34800.25		1831.99	1049.88					1251.89
1977/ /CONT	2.728739000			1430.70		58.88	219.73	91.60			424.84	1251.89
						1890.87	D 94.54	2.94			8007.39	
GENERAL # 50	22.100			78306.43	23117.81	101424.24	2965.41					2688.58
	5.315160500			74736.73		3934.36	2254.72					2688.58
1976/ /CONT	6.808413300			3569.70		146.93	710.69	196.72			912.36	2688.58
						4081.29	D 204.06	7.34			6975.00	
GENERAL # 51	7.900			52306.51	8263.84	60570.35	1789.04					1766.66
	3.492597900			49109.59		2585.28	1481.58					1766.66
1985/ /CONT	6.097417500			3196.92		131.59	307.46	129.26			599.52	1766.66
						2716.87	D 135.84	6.58			4583.28	
GENERAL # 52	5.600			81678.03	5857.91	87535.94	2612.62					2832.65
	5.600000000			78741.90		4145.22	2375.55					2832.65
/ /	5.600000000			2936.13		120.85	237.07	207.26			961.24	2832.65
						4266.07	D 213.30	6.04			7348.79	
GENERAL # 53	6.900			66696.87	7217.77	73914.64	2195.91					2286.87
	4.521024900			63570.36		3346.53	1917.85					2286.87
2003/2018/2020	5.963118000			3126.51		128.69	278.06	167.33			776.04	2286.87
						3475.22	D 173.76	6.43			5932.87	
PERMANENT IMP # 54 NO RLBK	1.000			15998.10	1046.05	17044.15	464.57					505.84
	1.000000000			15544.98		740.21	424.21					505.84
2017/ /CONT	.864220000			453.12		18.65	40.36	37.01				505.84
						758.86	D 37.94	.93			1457.88	
A L L L E V I E S					60,733.94		15,057.47					15,409.49
CLASS-1				455,304.21							32,890.72	4,302.24
												15,409.49
CLASS-2				436,365.23		22549.71		1,127.49			32,890.72	
												4,302.24
				18,938.98		779.54		38.96			77,499.38	
							D					1,166.45
	58.060					516,038.15						

30.4635 AGR-RES  
36.1218 COM-IND

23,329.25 Delinquent Tax Receipts--included in figures shown above



WYNFORD LSD

BOARD OF ED 2H

-----  
ADDITIONAL  
SOURCES OF RECEIPTS  
-----

-----  
ADDITIONAL  
DEDUCTIONS  
-----

Other-----

Other-----

Estate Tax-----

County Health Dept-----

Cigarette Tax-----

Personal Property Reimb Admin Fee-----

Special Assessments-----

Election Expenses-----

Advertising Delinquent-----

Total Additional Receipts-----

Total Additional Deductions-----

Total All Receipts----- 499,814.23

Total All Deductions-----

ADVANCES-----

NET DISTRIBUTION----- 499,814.23



-----COUNTY AUDITOR

-----DEPUTY AUDITOR

ALL BOARD OF ED

```

-----
REAL      PERS-PROP    TOTAL    FEEES
RECEIPTS  RECEIPTS    RECEIPTS A/T/REA
-----
NET-OF-FEES NON-BUSI OWNER OC HOMESTEAD
-----

```

A L L BOARD OF ED

```

7153088.54 711566.69          230226.87          7618419.80 534086.04 66610.45 158113.53
              D          16008.56
7864655.23

```

OHIO HI-POINT JVSD

J V S 3B

		TX/RT	EF/RT	REAL	PERS-PROP	TOTAL	A/T/REA	RECEIPTS				
		MILLS	MILLS	RECEIPTS	RECEIPTS	RECEIPTS	DETAC	NET-OF-FEES	NON-BUSI	OWNER	OC	HOMESTEAD
GENERAL		2.000		3697.50	294.17	3991.67	114.40		3859.39	263.92	18.47	54.43
# 55		2.000000000		3697.50		357.56	106.62	17.88	3573.00	263.92	18.47	54.43
1978/	/CONT	2.000000000					7.78		286.39			
						357.56 D	17.88					
PERMANENT IMPROVE		.600		1127.95	88.25	1216.20	32.55		1178.58			15.43
# 56 NO RLBK		.566823600		1127.95		101.34	30.22	5.07	1092.66			15.43
2018/	/CONT	.568480200					2.33		85.92			
						101.34 D	5.07					
A L L L E V I E S					382.42		146.95			263.92		69.86
	CLASS-1		4,825.45				136.84	22.95	5,037.97	263.92	18.47	69.86
	CLASS-2		4,825.45			458.90			4,665.66		18.47	
							10.11					
									372.31			
							D					
		2.600				5,207.87	22.95					
		2.5668	AGR-RES									
		2.5684	COM-IND									

458.90 Delinquent Tax Receipts--included in figures shown above

O H I O H I - P O I N T J V S D

-----  
A D D I T I O N A L  
S O U R C E S O F R E C E I P T S  
-----

-----  
A D D I T I O N A L  
D E D U C T I O N S  
-----

Other-----

Other-----

Estate Tax-----

County Health Dept-----

Cigarette Tax-----

Personal Property Reimb Admin Fee-----

Special Assessments-----

Election Expenses-----

Advertising Delinquent-----

Total Additional Receipts-----

Total Additional Deductions-----

Total All Receipts----- 5,037.97

Total All Deductions-----

A D V A N C E S -----

N E T D I S T R I B U T I O N ----- 5,037.97



----- COUNTY AUDITOR

----- DEPUTY AUDITOR

VANGUARD JVSD

J V S 3C

		TX/RT	EF/RT	REAL	PERS-PROP	TOTAL	A/T/REA	RECEIPTS				
		MILLS	MILLS	RECEIPTS	RECEIPTS	RECEIPTS	DETAC	NET-OF-FEES	NON-BUSI	OWNER	OC	HOMESTEAD
GENERAL		1.600		310779.75	21279.11	332058.86	9832.65	321448.64	23904.01	3022.83		6855.84
# 57		1.600000000		260033.07		10828.92	7764.83	541.45	251726.79	23904.01	3021.18	6842.15
1976/	/CONT	1.600000000		50746.68		4722.45	2067.82	236.12	69721.85		1.65	13.69
						15551.37	D 777.57					
A L L L E V I E S					21,279.11		9,832.65		23,904.01			6,855.84
				310,779.75					321,448.64		3,022.83	
	CLASS-1						7,764.83	541.45	23,904.01			6,842.15
				260,033.07		10828.92			251,726.79		3,021.18	
	CLASS-2						2,067.82	236.12				13.69
				50,746.68		4722.45			69,721.85		1.65	
							D 777.57					
	1.600					332,058.86						
	1.6000			AGR-RES								
	1.6000			COM-IND								

15,551.37 Delinquent Tax Receipts--included in figures shown above

VANGUARD JVSD

-----  
ADDITIONAL  
SOURCES OF RECEIPTS

-----  
ADDITIONAL  
DEDUCTIONS

Other-----

Other-----

Estate Tax-----

County Health Dept-----

Cigarette Tax-----

Personal Property Reimb Admin Fee-----

Special Assessments-----

Election Expenses-----

Advertising Delinquent-----

Total Additional Receipts-----

Total Additional Deductions-----

Total All Receipts----- 321,448.64

Total All Deductions-----

ADVANCES-----

NET DISTRIBUTION----- 321,448.64



-----COUNTY AUDITOR

-----DEPUTY AUDITOR

TRI-RIVERS JVSD							J V S				3D	
	TX/RT MILLS	EF/RT MILLS	REAL RECEIPTS	PERS-PROP RECEIPTS	TOTAL RECEIPTS	FEEES	RECEIPTS					
						A/T/REA DETAC	NET-OF-FEES	NON-BUSI	OWNER	OC	HOMESTEAD	
GENERAL	1.300		3232.30	362.36	3594.66	104.26						
# 58	.685081800		2876.77		52.21	85.29	2.61	3487.79	263.42	28.87	57.96	
1997/2017/2021	1.166492600		355.53			18.97		2788.87	263.42	28.87	57.96	
					52.21 D	2.61		698.92				
GENERAL	2.100		4230.49	585.35	4815.84	139.31						
# 59	.890752800		3740.41		67.89	110.89	3.39	4673.14	342.51	37.54	75.36	
1978/ /CONT	1.607917500		490.08			28.42		3626.13	342.51	37.54	75.36	
					67.89 D	3.39		1047.01				
GENERAL	1.000		2026.18	278.74	2304.92	66.65						
# 60	.424168000		1781.14		32.33	52.81	1.62	2236.65	163.10	17.88	35.88	
1989/2014/CONT	.803977000		245.04			13.84		1726.71	163.10	17.88	35.88	
					32.33 D	1.62		509.94				
A L L L E V I E S				1,226.45		310.22						
			9,488.97					10,397.58	769.03	84.29	169.20	
	CLASS-1				152.43	248.99	7.62		769.03		169.20	
	CLASS-2		8,398.32			61.23		8,141.71		84.29		
			1,090.65					2,255.87				
						D	7.62					
	4.400				10,715.42							
			1.9998 AGR-RES									
			3.5782 COM-IND									

152.43 Delinquent Tax Receipts--included in figures shown above

TRI-RIVERS JVSD

J V S 3D

-----  
ADDITIONAL  
SOURCES OF RECEIPTS  
-----

-----  
ADDITIONAL  
DEDUCTIONS  
-----

Other-----

Other-----

Estate Tax-----

County Health Dept-----

Cigarette Tax-----

Personal Property Reimb Admin Fee-----

Special Assessments-----

Election Expenses-----

Advertising Delinquent-----

Total Additional Receipts-----

Total Additional Deductions-----

Total All Receipts----- 10,397.58

Total All Deductions-----

ADVANCES-----

NET D I S T R I B U T I O N----- 10,397.58



-----COUNTY AUDITOR

-----DEPUTY AUDITOR



PIONEER JVSD

J V S 3H

		TX/RT MILLS	EF/RT MILLS	REAL RECEIPTS	PERS-PROP RECEIPTS	TOTAL RECEIPTS	A/T/REA DETAC	RECEIPTS				
								NET-OF-FEES	NON-BUSI	OWNER	OC	HOMESTEAD
-----												
GENERAL		1.000		8635.30	1046.05	9681.35	287.06		9371.84	760.81	99.53	293.26
# 61		.579762000		8152.05		429.14	245.94	21.46	7884.65	760.81	99.53	293.26
1983/	/CONT	.921679000		483.25		19.89	41.12	.99	1487.19			
						449.03 D	22.45					
-----												
GENERAL		1.700		24124.28	1778.29	25902.57	705.92		25139.49			756.70
# 62 NO RLBK		1.495949000		23254.51		1107.33	634.59	55.37	22564.55			756.70
2014/	/CONT	1.658892300		869.77		35.80	71.33	1.79	2574.94			
						1143.13 D	57.16					
-----												
GENERAL		1.000		7857.44	1046.05	8903.49	263.80		8619.24	696.35	91.10	268.41
# 63		.530640000		7461.33		392.78	225.10	19.64	7216.59	696.35	91.10	268.41
1980/	/CONT	.755492000		396.11		16.30	38.70	.81	1402.65			
						409.08 D	20.45					
-----												
A L L	L E V I E S				3,870.39		1,256.78			1,457.16		1,318.37
			40,617.02						43,130.57		190.63	
	CLASS-1						1,105.63	96.47		1,457.16		1,318.37
			38,867.89			1929.25			37,665.79		190.63	
	CLASS-2						151.15	3.59				
			1,749.13			71.99			5,464.78			
						D	100.06					
	3.700					44,487.41						
		2.6062	AGR-RES									
		3.3358	COM-IND									

2,001.24 Delinquent Tax Receipts--included in figures shown above

PIONEER JVSD

J V S 3H

ADDITIONAL SOURCES OF RECEIPTS

ADDITIONAL DEDUCTIONS

Other-----

Other-----

Estate Tax-----

County Health Dept-----

Cigarette Tax-----

Personal Property Reimb Admin Fee-----

Special Assessments-----

Election Expenses-----

Advertising Delinquent-----

Total Additional Receipts-----

Total Additional Deductions-----

Total All Receipts----- 43,130.57

Total All Deductions-----

ADVANCES-----

N E T D I S T R I B U T I O N----- 43,130.57

-----COUNTY AUDITOR

-----DEPUTY AUDITOR

ALL J V S

		F E E S						
REAL	PERS-PROP	TOTAL	A/T/REA	R E C E I P T S				
RECEIPTS	RECEIPTS	RECEIPTS	DETAC	NET-OF-FEES	NON-BUSI	OWNER	OC HOMESTEAD	
A L L	J V S	365711.19	26758.37	11546.60	380014.76	26394.12	3316.22	8413.27
			D	908.20				
		392469.56						

ANTRIM TOWNSHIP

TOWNSHIP 4A

		TX/RT	EF/RT	REAL	PERS-PROP	TOTAL	A/T/REA	RECEIPTS				
		MILLS	MILLS	RECEIPTS	RECEIPTS	RECEIPTS	DETAC	NET-OF-FEES	NON-BUSI	OWNER	OC	HOMESTEAD
GENERAL		.400		6155.50	419.54	6575.04	194.97	6371.09	550.34	62.80		179.38
# 64		.400000000		5894.99		172.99	176.74	5709.60	550.34	62.80		179.38
/	/	.400000000		260.51		6.59	18.23	661.49				
						179.58 D	8.98					
ROAD		.800		10712.73	714.76	11427.49	337.02	11079.09	959.97	103.84		241.44
# 65		.800000000		10434.51		227.60	310.27	10112.86	959.97	103.84		241.44
/	/	.800000000		278.22			26.75	966.23				
						227.60 D	11.38					
ALL LEVIES					1,134.30		531.99		1,510.31			420.82
	CLASS-1		16,868.23				487.01	17,450.18		166.64		420.82
	CLASS-2		16,329.50		400.59		44.98	15,822.46	1,510.31	166.64		
			538.73			6.59		1,627.72				
						D	20.36					
	1.200					18,002.53						
	1.2000 AGR-RES											
	1.2000 COM-IND											

407.18 Delinquent Tax Receipts--included in figures shown above

ANTRIM TOWNSHIP

TOWNSHIP 4A

ADDITIONAL SOURCES OF RECEIPTS

ADDITIONAL DEDUCTIONS

Other-----

Other-----

Estate Tax-----

County Health Dept----- 1,672.57

Cigarette Tax-----

Personal Property Reimb Admin Fee-----

Special Assessments-----

Election Expenses-----

Advertising Delinquent-----

Total Additional Receipts-----

Total Additional Deductions----- 1,672.57

Total All Receipts----- 17,450.18

Total All Deductions----- 1,672.57

ADVANCES-----

NET DISTRIBUTION----- 15,777.61



-----COUNTY AUDITOR

-----DEPUTY AUDITOR

CRANE TOWNSHIP						TOWNSHIP 4B					
	TX/RT MILLS	EF/RT MILLS	REAL RECEIPTS	PERS-PROP RECEIPTS	TOTAL RECEIPTS	FEES		RECEIPTS			
						A/T/REA DETAC		NET-OF-FEES	NON-BUSI	OWNER	OC
GENERAL	.500		44878.46	2426.93	47305.39	1415.19		45767.87	2958.43	480.66	1107.58
# 66	.500000000		31380.64		1203.17	949.46	60.16	30371.02	2958.43	480.48	1105.44
/ /	.500000000		13497.82		1243.38	465.73	62.17	15396.85		.18	2.14
					2446.55	D 122.33					
GENERAL	.500		44124.31	2426.93	46551.24	1296.68		45144.36			1028.06
# 67 NO RLBK	.464151500		32323.10		1116.90	881.39	55.85	31385.86			1026.19
2017/ /2021	.437146500		11801.21		1087.08	415.29	54.35	13758.50			1.87
					2203.98	D 110.20					
ROAD	.700		12757.11	1083.83	13840.94	400.78		13422.12	1027.86	107.35	186.43
# 68	.700000000		12104.40		335.00	354.75	16.75	11732.90	1027.86	107.10	183.43
/ /	.700000000		652.71		25.84	46.03	1.29	1689.22		.25	3.00
					360.84	D 18.04					
A L L L E V I E S				5,937.69		3,112.65			3,986.29		2,322.07
		CLASS-1	101,759.88					104,334.35		588.01	
						2,185.60	132.76		3,986.29		2,315.06
		CLASS-2	75,808.14		2655.07			73,489.78		587.58	
						927.05	117.81				7.01
			25,951.74		2356.30			30,844.57		.43	
					D	250.57					
	1.700				107,697.57						
		1.6641	AGR-RES								
		1.6371	COM-IND								

5,011.37 Delinquent Tax Receipts--included in figures shown above

CRANE TOWNSHIP

TOWNSHIP 4B

ADDITIONAL SOURCES OF RECEIPTS

ADDITIONAL DEDUCTIONS

Other-----

Other-----

Estate Tax-----

County Health Dept----- 2,083.18

Cigarette Tax-----

Personal Property Reimb Admin Fee-----

Special Assessments-----

Election Expenses-----

Advertising Delinquent-----

Total Additional Receipts-----

Total Additional Deductions----- 2,083.18

Total All Receipts----- 104,334.35

Total All Deductions----- 2,083.18

ADVANCES-----

NET DISTRIBUTION----- 102,251.17



-----COUNTY AUDITOR

-----DEPUTY AUDITOR

CRAWFORD TOWNSHIP							TOWNSHIP 4C			
	TX/RT MILLS	EF/RT MILLS	REAL RECEIPTS	PERS-PROP RECEIPTS	TOTAL RECEIPTS	FEE A/T/REA DETAC	RECEIPTS			
							NET-OF-FEES	NON-BUSI	OWNER OC	HOMESTEAD
GENERAL	.200		9727.64	327.89	10055.53	296.06	9744.32	785.05	118.06	239.27
# 69		.200000000	8057.96		279.29	243.15	13.96	7800.85	785.01	239.27
/ /		.200000000	1669.68		23.67	52.91	1.19	1943.47	.04	
					302.96 D	15.15				
ROAD	1.400		27686.68	1776.23	29462.91	861.80	28564.01	2376.12	258.22	499.06
# 70		1.400000000	25653.16		742.05	760.80	37.10	24855.26	2376.12	499.06
/ /		1.400000000	2033.52			101.00		3708.75		
					742.05 D	37.10				
A L L	L E V I E S		37,414.32	2,104.12		1,157.86		38,308.33	3,161.17	738.33
	CLASS-1					1,003.95	51.06	3,161.13	376.28	738.33
	CLASS-2		33,711.12		1021.34			32,656.11	376.28	
			3,703.20		23.67	153.91	1.19	.04		
					D	52.25		5,652.22		
	1.600				39,518.44					
	1.6000 AGR-RES									
	1.6000 COM-IND									

1,045.01 Delinquent Tax Receipts--included in figures shown above



CRAWFORD TOWNSHIP

TOWNSHIP 4C

ADDITIONAL SOURCES OF RECEIPTS

ADDITIONAL DEDUCTIONS

Other-----

Other-----

Estate Tax-----

County Health Dept----- 2,398.89

Cigarette Tax-----

Personal Property Reimb Admin Fee-----

Special Assessments-----

Election Expenses-----

Advertising Delinquent-----

Total Additional Receipts-----

Total Additional Deductions----- 2,398.89

Total All Receipts----- 38,308.33

Total All Deductions----- 2,398.89

ADVANCES-----

NET DISTRIBUTION----- 35,909.44



-----COUNTY AUDITOR

-----DEPUTY AUDITOR

EDEN TOWNSHIP											
										TOWNSHIP 4D	
-----											
	TX/RT MILLS	EF/RT MILLS	REAL RECEIPTS	PERS-PROP RECEIPTS	TOTAL RECEIPTS	FEE A/T/REA DETAC	RECEIPTS				
							NET-OF-FEES	NON-BUSI	OWNER	OC	HOMESTEAD
-----											
EDEN NORTH FIRE P	1.400		5278.31	558.73	5837.04	171.44	5649.98	484.25	49.84	115.63	
# 71	.909823600		5241.36		312.48	155.69	5070.05	484.25	49.84	115.63	
2008/2018/2022	1.001201600		36.95			15.75	579.93				
					312.48 D	15.62					
-----											
GENERAL	.400		5811.07	311.29	6122.36	180.66	5915.66	504.43	60.73	145.17	
# 72	.400000000		5706.28		518.75	169.58	5510.76	504.43	60.73	145.17	
/ /	.400000000		104.79		2.04	11.08	404.90				
					520.79 D	26.04					
-----											
ROAD	.700		8989.09	407.19	9396.28	276.18	9084.67	775.01	86.27	192.47	
# 73	.700000000		8853.91		708.68	261.85	8556.63	775.01	86.27	192.47	
/ /	.700000000		135.18			14.33	528.04				
					708.68 D	35.43					
-----											
A L L L E V I E S				1,277.21		628.28		1,763.69		453.27	
		20,078.47					20,650.31		196.84		
CLASS-1						587.12	76.99	1,763.69		453.27	
		19,801.55			1539.91		19,137.44		196.84		
CLASS-2						41.16	.10				
		276.92			2.04		1,512.87				
					D	77.09					
2.500					21,355.68						
	2.0098	AGR-RES									
	2.1012	COM-IND									

1,541.95 Delinquent Tax Receipts--included in figures shown above

EDEN TOWNSHIP

TOWNSHIP 4D

-----  
ADDITIONAL  
SOURCES OF RECEIPTS  
-----

-----  
ADDITIONAL  
DEDUCTIONS  
-----

Other-----

Other-----

Estate Tax-----

County Health Dept----- 1,486.30

Cigarette Tax-----

Personal Property Reimb Admin Fee-----

Special Assessments-----

Election Expenses-----

Advertising Delinquent-----

Total Additional Receipts-----


Total Additional Deductions----- 1,486.30

Total All Receipts----- 20,650.31

Total All Deductions----- 1,486.30

ADVANCES-----

NET DISTRIBUTION----- 19,164.01



-----COUNTY AUDITOR

-----DEPUTY AUDITOR

JACKSON TOWNSHIP							TOWNSHIP				
FEEES											
	TX/RT MILLS	EF/RT MILLS	REAL RECEIPTS	PERS-PROP RECEIPTS	TOTAL RECEIPTS	A/T/REA DETAC	RECEIPTS				
							NET-OF-FEES	NON-BUSI	OWNER	OC	HOMESTEAD
GENERAL	.500		5402.53	246.83	5649.36	163.46	5471.33	437.63	32.11		60.30
# 74	.500000000		5345.19		291.48	155.28	14.57	5175.34	437.63	32.11	60.30
/ /	.500000000		57.34			8.18		295.99			
					291.48 D	14.57					
GENERAL	1.500		12292.75	740.48	13033.23	376.55	12623.62	992.75	72.85		136.80
# 75	1.134219000		12125.22		661.18	352.23	33.06	11739.93	992.75	72.85	136.80
2012/2017/2021	1.461003000		167.53			24.32		883.69			
					661.18 D	33.06					
ROAD	.900		9404.95	415.98	9820.93	284.20	9511.51	766.59	54.62		101.51
# 76	.900000000		9382.04		504.35	272.34	25.22	9084.48	766.59	54.62	101.51
/ /	.900000000		22.91			11.86		427.03			
					504.35 D	25.22					
A L L	L E V I E S			1,403.29		824.21		2,196.97			298.61
	CLASS-1		27,100.23			779.85	72.85	27,606.46	159.58		298.61
	CLASS-2		26,852.45		1457.01	44.36		25,999.75	159.58		
			247.78					1,606.71			
						D					
	2.900				28,503.52	72.85					
	2.5342	AGR-RES									
	2.8610	COM-IND									

1,457.01 Delinquent Tax Receipts--included in figures shown above

JACKSON TOWNSHIP

TOWNSHIP 4E

-----  
ADDITIONAL  
SOURCES OF RECEIPTS  
-----

-----  
ADDITIONAL  
DEDUCTIONS  
-----

Other-----

Other-----

Estate Tax-----

County Health Dept----- 1,162.15

Cigarette Tax-----

Personal Property Reimb Admin Fee-----

Special Assessments-----

Election Expenses-----

Advertising Delinquent-----

Total Additional Receipts-----

Total Additional Deductions----- 1,162.15

Total All Receipts----- 27,606.46

Total All Deductions----- 1,162.15

ADVANCES-----

NET DISTRIBUTION----- 26,444.31



-----COUNTY AUDITOR

-----DEPUTY AUDITOR

MIFFLIN TOWNSHIP							TOWNSHIP				
FEE											
	TX/RT MILLS	EF/RT MILLS	REAL RECEIPTS	PERS-PROP RECEIPTS	TOTAL RECEIPTS	A/T/REA DETAC	RECEIPTS				
							NET-OF-FEES	NON-BUSI	OWNER	OC	HOMESTEAD
GENERAL	.400		6562.21	171.41	6733.62	197.08	6526.02	566.20	50.24		90.55
# 77	.400000000		6495.07		202.42	190.34	10.12	6294.61	566.20	50.24	90.55
/ /	.400000000		67.14		7.93	6.74	.40	231.41			
					210.35 D	10.52					
ROAD	.900		14483.62	370.92	14854.54	434.36	14396.51	1257.21	110.00		176.19
# 78	.900000000		14450.83		455.46	422.71	22.77	14005.35	1257.21	110.00	176.19
/ /	.900000000		32.79		17.84	11.65	.90	391.16			
					473.30 D	23.67					
A L L	L E V I E S			542.33		631.44		1,823.41			266.74
		21,045.83					20,922.53		160.24		
	CLASS-1					613.05	32.89	1,823.41			266.74
		20,945.90			657.88		20,299.96		160.24		
	CLASS-2					18.39	1.30				
		99.93			25.77		622.57				
					D	34.19					
	1.300				21,588.16						
		1.3000	AGR-RES								
		1.3000	COM-IND								

683.65 Delinquent Tax Receipts--included in figures shown above

MIFFLIN TOWNSHIP

TOWNSHIP 4F

-----  
ADDITIONAL  
SOURCES OF RECEIPTS

-----  
ADDITIONAL  
DEDUCTIONS

Other-----

Other-----

Estate Tax-----

County Health Dept----- 1,811.70

Cigarette Tax-----

Personal Property Reimb Admin Fee-----

Special Assessments-----

Election Expenses-----

Advertising Delinquent-----

Total Additional Receipts-----


Total Additional Deductions----- 1,811.70

Total All Receipts----- 20,922.53

Total All Deductions----- 1,811.70

ADVANCES-----

NET DISTRIBUTION----- 19,110.83



-----COUNTY AUDITOR

-----DEPUTY AUDITOR

MARSEILLES TOWNSHIP							TOWNSHIP			
F E E S										
TX/RT	EF/RT	REAL	PERS-PROP	TOTAL	A/T/REA	R E C E I P T S				
MILLS	MILLS	RECEIPTS	RECEIPTS	RECEIPTS	DETAC	NET-OF-FEES	NON-BUSI	OWNER	OC	HOMESTEAD
-----										
FIRE PROTECTION	1.000	4758.38	800.19	5558.57	159.94		5372.98	379.82	24.01	89.40
# 79	.575315000	4724.17		512.96	137.89	25.65	4560.63	379.82	24.01	89.40
1994/2019/2023	.789655000	34.21			22.05		812.35			
				512.96 D	25.65					
-----										
GENERAL	1.000	4758.38	800.19	5558.57	159.94		5372.98	379.82	24.01	89.40
# 80	.575315000	4724.17		512.96	137.89	25.65	4560.63	379.82	24.01	89.40
1993/2018/2022	.789655000	34.21			22.05		812.35			
				512.96 D	25.65					
-----										
GENERAL	.700	5778.34	560.12	6338.46	183.38		6123.87	462.13	29.22	108.77
# 81	.700000000	5748.02		624.14	167.77	31.21	5549.04	462.13	29.22	108.77
/ /	.700000000	30.32			15.61		574.83			
				624.14 D	31.21					
-----										
GENERAL	2.000	9451.59	1600.36	11051.95	317.98		10683.03	754.40	47.69	177.55
# 82	1.142692000	9383.17		1018.85	273.88	50.94	9058.35	754.40	47.69	177.55
1981/2021/2026	1.579310000	68.42			44.10		1624.68			
				1018.85 D	50.94					
-----										
ROAD	.400	3064.90	303.30	3368.20	97.26		3256.51	249.29	14.46	47.99
# 83	.400000000	3059.96		288.52	89.11	14.43	2956.42	249.29	14.46	47.99
/ /	.400000000	4.94			8.15		300.09			
				288.52 D	14.43					
-----										
A L L	L E V I E S		4,064.16		918.50			2,225.46		513.11
	CLASS-1	27,811.59			806.54	147.88	30,809.37		139.39	
	CLASS-2	27,639.49		2957.43			26,685.07	2,225.46		513.11
		172.10			111.96				139.39	
							4,124.30			
	5.100				D	147.88				
	3.3932 AGR-RES			31,875.75						
	4.2585 COM-IND									

2,957.43 Delinquent Tax Receipts--included in figures shown above



MARSEILLES TOWNSHIP

TOWNSHIP 4G

-----  
ADDITIONAL  
SOURCES OF RECEIPTS  
-----

-----  
ADDITIONAL  
DEDUCTIONS  
-----

Other-----

Other-----

Estate Tax-----

County Health Dept----- 888.46

Cigarette Tax-----

Personal Property Reimb Admin Fee-----

Special Assessments-----

Election Expenses-----

Advertising Delinquent-----

Total Additional Receipts-----

Total Additional Deductions----- 888.46

Total All Receipts----- 30,809.37

Total All Deductions----- 888.46

ADVANCES-----

NET DISTRIBUTION----- 29,920.91



-----COUNTY AUDITOR

-----DEPUTY AUDITOR

PITT TOWNSHIP										
TOWNSHIP 4H										
FEES										
	TX/RT MILLS	EF/RT MILLS	REAL RECEIPTS	PERS-PROP RECEIPTS	TOTAL RECEIPTS	A/T/REA DETAC	RECEIPTS			
							NET-OF-FEES	NON-BUSI	OWNER OC	HOMESTEAD
-----										
FIRE PROTECTION	1.500		16344.33	4309.96	20654.29	597.04	20041.85	1407.05	160.80	346.28
# 84		.911590500	14883.27		307.93	443.94	15.40	14423.93	1407.05	160.80
2008/ /CONT		.991341000	1461.06			153.10		5617.92		
					307.93 D	15.40				
-----										
GENERAL	.800		14240.42	2298.64	16539.06	482.01	16043.54	1234.82	141.11	303.89
# 85		.800000000	13061.36		270.23	389.59	13.51	12658.26	1234.82	141.11
/ /		.800000000	1179.06			92.42		3385.28		
					270.23 D	13.51				
-----										
ROAD	.600		9262.88	1636.38	10899.26	316.27	10575.64	824.05	90.87	151.37
# 86		.600000000	8888.42		146.98	263.09	7.35	8617.98	824.05	90.87
/ /		.600000000	374.46			53.18		1957.66		
					146.98 D	7.35				
-----										
A L L L E V I E S				8,244.98		1,395.32		3,465.92		801.54
			39,847.63					46,661.03	392.78	
CLASS-1						1,096.62	36.26	3,465.92		801.54
			36,833.05		725.14			35,700.17	392.78	
CLASS-2						298.70				
			3,014.58					10,960.86		
						D				
	2.900				48,092.61	36.26				
		2.3115	AGR-RES							
		2.3913	COM-IND							

725.14 Delinquent Tax Receipts--included in figures shown above

PITT TOWNSHIP

TOWNSHIP 4H

-----  
ADDITIONAL  
SOURCES OF RECEIPTS  
-----

-----  
ADDITIONAL  
DEDUCTIONS  
-----

Other-----

Other-----

Estate Tax-----

County Health Dept----- 2,048.97

Cigarette Tax-----

Personal Property Reimb Admin Fee-----

Special Assessments-----

Election Expenses-----

Advertising Delinquent-----

Total Additional Receipts-----

Total Additional Deductions----- 2,048.97

Total All Receipts----- 46,661.03

Total All Deductions----- 2,048.97

ADVANCES-----

NET DISTRIBUTION----- 44,612.06



-----COUNTY AUDITOR

-----DEPUTY AUDITOR

RICHLAND TOWNSHIP						TOWNSHIP 4I				
F E E S										
TX/RT MILLS	EF/RT MILLS	REAL RECEIPTS	PERS-PROP RECEIPTS	TOTAL RECEIPTS	A/T/REA DETAC	R E C E I P T S				
						NET-OF-FEES	NON-BUSI	OWNER	OC	HOMESTEAD
FIRE	.500	3837.76	427.68	4265.44	124.06	4135.36	338.03	29.21		61.47
# 87	.263268500	3707.52		107.78	109.32	5.39	3592.81	338.03	29.21	61.47
2005/2020/2025	.455318500	130.24		12.68	14.74	.63	542.55			
				120.46 D	6.02					
GENERAL	1.000	10542.09	855.38	11397.47	332.64	11048.62	937.42	81.02		170.46
# 88	.730092000	10281.61		298.90	303.15	14.95	9963.51	937.42	81.02	170.46
2012/2017/2021	.910637000	260.48		25.36	29.49	1.26	1085.11			
				324.26 D	16.21					
GENERAL	.300	2562.55	256.61	2819.16	82.10	2733.07	226.52	19.58		41.19
# 89	.176416800	2484.41		72.23	73.25	3.61	2407.55	226.52	19.58	41.19
2010/2019/2023	.273191100	78.14		7.61	8.85	.38	325.52			
				79.84 D	3.99					
GENERAL	.400	5747.47	342.15	6089.62	178.16	5902.71	513.59	44.39		93.39
# 90	.400000000	5633.05		163.76	166.09	8.19	5458.77	513.59	44.39	93.39
/ /	.400000000	114.42		11.14	12.07	.56	443.94			
				174.90 D	8.75					
ROAD	.400	4892.59	316.55	5209.14	152.04	5051.93	445.19	34.71		63.69
# 91	.400000000	4885.43		103.30	143.48	5.17	4736.78	445.19	34.71	63.69
/ /	.400000000	7.16			8.56		315.15			
				103.30 D	5.17					
A L L	L E V I E S		2,198.37		869.00		2,460.75			430.20
	CLASS-1	27,582.46			795.29	37.31	28,871.69		208.91	430.20
	CLASS-2	26,992.02		745.97			26,159.42		208.91	
		590.44		56.79		2.83				
				D	40.14		2,712.27			
2.600										
	1.9696	AGR-RES								
	2.4390	COM-IND								

802.76 Delinquent Tax Receipts--included in figures shown above

RICHLAND TOWNSHIP

TOWNSHIP 4I

-----  
ADDITIONAL  
SOURCES OF RECEIPTS  
-----

-----  
ADDITIONAL  
DEDUCTIONS  
-----

Other-----

Other-----

Estate Tax-----

County Health Dept----- 1,499.43

Cigarette Tax-----

Personal Property Reimb Admin Fee-----

Special Assessments-----

Election Expenses-----

Advertising Delinquent-----

Total Additional Receipts-----

Total Additional Deductions----- 1,499.43

Total All Receipts----- 28,871.69

Total All Deductions----- 1,499.43

ADVANCES-----

NET DISTRIBUTION----- 27,372.26



-----COUNTY AUDITOR

-----DEPUTY AUDITOR

RIDGE TOWNSHIP							TOWNSHIP 4J			
	TX/RT MILLS	EF/RT MILLS	REAL RECEIPTS	PERS-PROP RECEIPTS	TOTAL RECEIPTS	FEEES	RECEIPTS			
						A/T/REA DETAC	NET-OF-FEES	NON-BUSI	OWNER	OC
FIRE # 92	.700		2681.87	331.79	3013.66	87.92	2921.04	246.53	24.38	41.99
	.318032400		2615.81		94.07	77.40	2533.71	246.53	24.38	41.99
1998/2018/2022	.586611900		66.06			10.52	387.33			
					94.07 D	4.70				
FIRE # 93	.800		2355.33	379.19	2734.52	79.48	2650.94	214.87	21.25	36.59
	.277184000		2279.83		81.98	67.46	2208.27	214.87	21.25	36.59
1988/2018/2022	.670413600		75.50			12.02	442.67			
					81.98 D	4.10				
GENERAL # 94	.900		7503.81	426.59	7930.40	232.99	7684.10	697.67	69.01	118.81
	.900000000		7402.46		266.21	219.04	7170.11	697.67	69.01	118.81
/ /	.900000000		101.35			13.95	513.99			
					266.21 D	13.31				
ROAD # 95	.200		1667.50	94.80	1762.30	51.78	1707.56	155.04	15.34	26.40
	.200000000		1644.98		59.15	48.68	1593.34	155.04	15.34	26.40
/ /	.200000000		22.52			3.10	114.22			
					59.15 D	2.96				
A L L L E V I E S				1,232.37		452.17		1,314.11		223.79
			14,208.51				14,963.64		129.98	
CLASS-1					501.41	412.58	13,505.43	1,314.11	129.98	223.79
CLASS-2			13,943.08			39.59				
			265.43				1,458.21			
						D				
2.600					15,440.88	25.07				
	1.6951	AGR-RES								
	2.3570	COM-IND								

501.41 Delinquent Tax Receipts--included in figures shown above

RIDGE TOWNSHIP

TOWNSHIP 4J

ADDITIONAL SOURCES OF RECEIPTS

ADDITIONAL DEDUCTIONS

Other-----

Other-----

Estate Tax-----

County Health Dept----- 1,043.73

Cigarette Tax-----

Personal Property Reimb Admin Fee-----

Special Assessments-----

Election Expenses-----

Advertising Delinquent-----

Total Additional Receipts-----

Total Additional Deductions----- 1,043.73

Total All Receipts----- 14,963.64

Total All Deductions----- 1,043.73

ADVANCES-----

NET DISTRIBUTION----- 13,919.91



-----COUNTY AUDITOR

-----DEPUTY AUDITOR

SALEM TWP						TOWNSHIP 4K				
	TX/RT MILLS	EF/RT MILLS	REAL RECEIPTS	PERS-PROP RECEIPTS	TOTAL RECEIPTS	FEEs	RECEIPTS			
						A/T/REA DETAC	NET-OF-FEES	NON-BUSI	OWNER	OC
FIRE	1.000		12243.07	1009.02	13252.09	391.81	12850.26	1057.76	109.47	162.28
# 96		.680365000	11224.49		200.46	331.79	10.02	10882.68	1057.76	162.28
2011/2021/2026	1.000000000		1018.58			60.02		1967.58		
					200.46 D	10.02				
GENERAL	.300		5254.91	302.71	5557.62	164.30	5388.90	466.41	48.27	71.56
# 97		.300000000	4949.33		88.40	146.30	4.42	4798.61	466.41	71.56
/ /		.300000000	305.58			18.00		590.29		
					88.40 D	4.42				
ROAD	1.400		24496.87	1404.93	25901.80	765.82	25115.35	2175.14	225.27	333.91
# 98		1.400000000	23070.85		412.50	682.00	20.63	22368.22	2175.14	333.91
/ /		1.400000000	1426.02			83.82		2747.13		
					412.50 D	20.63				
A L L L E V I E S				2,716.66		1,321.93		3,699.31		567.75
		CLASS-1	41,994.85			1,160.09	35.07	43,354.51	383.01	567.75
		CLASS-2	39,244.67		701.36	161.84		38,049.51	383.01	
			2,750.18					5,305.00		
						D 35.07				
	2.700				44,711.51					
		2.3803	AGR-RES							
		2.7000	COM-IND							

701.36 Delinquent Tax Receipts--included in figures shown above



SALEM TOWNSHIP

TOWNSHIP 4K

ADDITIONAL SOURCES OF RECEIPTS

ADDITIONAL DEDUCTIONS

Other-----

Other-----

Estate Tax-----

County Health Dept----- 2,217.61

Cigarette Tax-----

Personal Property Reimb Admin Fee-----

Special Assessments-----

Election Expenses-----

Advertising Delinquent-----

Total Additional Receipts-----

Total Additional Deductions----- 2,217.61

Total All Receipts----- 43,354.51

Total All Deductions----- 2,217.61

ADVANCES-----

NET DISTRIBUTION----- 41,136.90

-----COUNTY AUDITOR

-----DEPUTY AUDITOR

SYCAMORE TOWNSHIP										
TOWNSHIP 4L										
FEEES										
	TX/RT	EF/RT	REAL	PERS-PROP	TOTAL	A/T/REA	RECEIPTS			
	MILLS	MILLS	RECEIPTS	RECEIPTS	RECEIPTS	DETAC	NET-OF-FEES	NON-BUSI	OWNER	OC HOMESTEAD
FIRE	.500		3712.17	540.19	4252.36	125.11	4112.64	280.23	34.88	103.44
# 99	.202901500		3082.68		186.98	92.53	9.35	2980.80	280.23	103.44
1988/ /CONT	.488229000		629.49		105.28	32.58	5.26	1131.84		
					292.26 D	14.61				
FIRE PROTECTION	1.000		6861.35	1024.67	7886.02	229.76	7637.24	592.09	56.73	133.17
#100	.640649000		6795.56		380.49	200.27	19.02	6576.27	592.09	133.17
2008/2018/2022	1.000000000		65.79			29.49		1060.97		
					380.49 D	19.02				
GENERAL	.500		8241.17	540.19	8781.36	261.41	8491.52	690.55	85.95	254.89
#101	.500000000		7596.50		460.78	228.03	23.04	7345.43	690.55	254.89
/ /	.500000000		644.67		107.82	33.38	5.39	1146.09		
					568.60 D	28.43				
ROAD	.500		5336.56	512.33	5848.89	171.23	5662.81	462.10	44.27	103.94
#102	.500000000		5303.66		296.95	156.30	14.85	5132.51	462.10	103.94
/ /	.500000000		32.90			14.93		530.30		
					296.95 D	14.85				
A L L L E V I E S				2,617.38		787.51		2,024.97		595.44
			24,151.25					25,904.21	221.83	
	CLASS-1					677.13	66.26		2,024.97	595.44
			22,778.40		1325.20			22,035.01	221.83	
	CLASS-2					110.38	10.65			
			1,372.85					3,869.20		
	2.500									
		1.8435	AGR-RES							
		2.4882	COM-IND							
					26,768.63					

1,538.30 Delinquent Tax Receipts--included in figures shown above

SYCAMORE TOWNSHIP

TOWNSHIP 4L

-----  
ADDITIONAL  
SOURCES OF RECEIPTS  
-----

-----  
ADDITIONAL  
DEDUCTIONS  
-----

Other-----

Other-----

Estate Tax-----

County Health Dept----- 1,306.36

Cigarette Tax-----

Personal Property Reimb Admin Fee-----

Special Assessments-----

Election Expenses-----

Advertising Delinquent-----

Total Additional Receipts-----

Total Additional Deductions----- 1,306.36

Total All Receipts----- 25,904.21

Total All Deductions----- 1,306.36

ADVANCES-----

NET DISTRIBUTION----- 24,597.85



-----COUNTY AUDITOR

-----DEPUTY AUDITOR

TYMOCHTEE TOWNSHIP										
TOWNSHIP 4M										
----- FEES -----										
	TX/RT	EF/RT	REAL	PERS-PROP	TOTAL	A/T/REA	RECEIPTS			
	MILLS	MILLS	RECEIPTS	RECEIPTS	RECEIPTS	DETAC	NET-OF-FEES	NON-BUSI	OWNER	OC HOMESTEAD
FIRE	2.000		23667.10	3576.59	27243.69	793.21	26393.68	2066.67	208.83	467.81
#103	1.314688000		22678.63		720.52	671.64	36.03	21970.96	2066.67	460.07
2009/2019/2023	1.812038000		988.47		415.54	121.57	20.77	4422.72	1.22	7.74
					1136.06 D	56.80				
GENERAL	1.200		21354.84	2145.95	23500.79	687.85	22766.30	1886.38	190.32	425.07
#104	1.200000000		20700.24		657.67	613.05	32.88	20054.31	1886.38	419.94
/ /	1.200000000		654.60		275.18	74.80	13.76	2711.99	.81	5.13
					932.85 D	46.64				
ROAD	.900		16016.16	1609.46	17625.62	515.89	17074.75	1414.78	142.72	318.80
#105	.900000000		15525.20		493.25	459.79	24.66	15040.75	1414.78	314.95
/ /	.900000000		490.96		206.39	56.10	10.32	2034.00	.60	3.85
					699.64 D	34.98				
-----										
A L L	L E V I E S			7,332.00		1,996.95		5,367.83		1,211.68
	CLASS-1		61,038.10			1,744.48	93.57	66,234.73	541.87	1,194.96
	CLASS-2		58,904.07		1871.44	252.47	44.85	57,066.02	539.24	16.72
			2,134.03		897.11			9,168.71	2.63	
					D	138.42				
	4.100				68,370.10					
	3.4146	AGR-RES								
	3.9120	COM-IND								

2,768.55 Delinquent Tax Receipts--included in figures shown above

TYMOCHTEE TOWNSHIP

TOWNSHIP 4M

-----  
ADDITIONAL  
SOURCES OF RECEIPTS  
-----

-----  
ADDITIONAL  
DEDUCTIONS  
-----

Other-----

Other-----

Estate Tax-----

County Health Dept----- 2,215.83

Cigarette Tax-----

Personal Property Reimb Admin Fee-----

Special Assessments-----

Election Expenses-----

Advertising Delinquent-----

Total Additional Receipts-----

Total Additional Deductions----- 2,215.83

Total All Receipts----- 66,234.73

Total All Deductions----- 2,215.83

ADVANCES-----

NET DISTRIBUTION----- 64,018.90



-----COUNTY AUDITOR

-----DEPUTY AUDITOR

WYANDOT EAST FIRE DIST

TOWNSHIP 4Y

		F E E S				R E C E I P T S				
TX/RT	EF/RT	REAL	PERS-PROP	TOTAL	A/T/REA					
MILLS	MILLS	RECEIPTS	RECEIPTS	RECEIPTS	DETAC	NET-OF-FEES	NON-BUSI	OWNER	OC	HOMESTEAD
FIRE	2.500	37250.40	3569.91	40820.31	1202.69	39509.98	3196.37	385.80		1039.21
#106	1.518745000	35299.24		2104.84	1055.06	105.24	34138.94	3196.37	385.80	1039.21
2006/2016/2020	2.226435000	1951.16		48.04	147.63	2.40	5371.04			
				2152.88	D 107.64					
A L L L E V I E S			3,569.91		1,202.69		3,196.37			1,039.21
		37,250.40				39,509.98		385.80		
	CLASS-1				1,055.06	105.24	3,196.37			1,039.21
		35,299.24		2104.84			34,138.94	385.80		
	CLASS-2				147.63	2.40				
		1,951.16		48.04			5,371.04			
	2.500			D	107.64					
				40,820.31						
	1.5187	AGR-RES								
	2.2264	COM-IND								

2,152.88 Delinquent Tax Receipts--included in figures shown above

WYANDOT EAST FIRE DIST

TOWNSHIP 4Y

-----  
ADDITIONAL  
SOURCES OF RECEIPTS  
-----

-----  
ADDITIONAL  
DEDUCTIONS  
-----

Other-----

Other-----

Estate Tax-----

County Health Dept-----

Cigarette Tax-----

Personal Property Reimb Admin Fee-----

Special Assessments-----

Election Expenses-----

Advertising Delinquent-----

Total Additional Receipts-----

Total Additional Deductions-----

Total All Receipts----- 39,509.98

Total All Deductions-----

ADVANCES-----

NET DISTRIBUTION----- 39,509.98



-----COUNTY AUDITOR

-----DEPUTY AUDITOR

ALL TOWNSHIP

		F E E S				R E C E I P T S				
		REAL	PERS-PROP	TOTAL	A/T/REA	RECEIPTS				
		RECEIPTS	RECEIPTS	RECEIPTS	DETAC	NET-OF-FEES	NON-BUSI	OWNER	OC	HOMESTEAD
A L L	TOWNSHIP	498151.75	44374.77		15830.50	525581.32	38196.56	4051.16		9882.56
					D 1114.70					
				542526.52						



CAREY CORPORATION CORPORATION 5A										
FEEES										
	TX/RT	EF/RT	REAL	PERS-PROP	TOTAL	A/T/REA	RECEIPTS			
	MILLS	MILLS	RECEIPTS	RECEIPTS	RECEIPTS	DETAC	NET-OF-FEES	NON-BUSI	OWNER OC	HOMESTEAD
FIRE PENSION	.300		8658.62	111.21	8769.83	259.42	8495.64	668.40	121.75	251.97
#107	.300000000		6589.85		259.92	201.70	13.00	6375.15	668.34	251.97
/ /	.300000000		2068.77		35.50	57.72	1.77	2120.49		.06
					295.42 D	14.77				
GENERAL	1.300		37520.67	481.90	38002.57	1124.15	36814.41	2896.41	527.58	1091.85
#108	1.300000000		28556.02		1126.32	874.05	56.32	27625.65	2896.14	1091.85
/ /	1.300000000		8964.65		153.83	250.10	7.69	9188.76		.27
					1280.15 D	64.01				
POLICE PENSION	.300		8658.62	111.21	8769.83	259.42	8495.64	668.40	121.75	251.97
#109	.300000000		6589.85		259.92	201.70	13.00	6375.15	668.34	251.97
/ /	.300000000		2068.77		35.50	57.72	1.77	2120.49		.06
					295.42 D	14.77				
A L L L E V I E S				704.32		1,642.99		53,805.69	4,233.21	1,595.79
CLASS-1			54,837.91			1,277.45	82.32	4,232.82	771.08	1,595.79
CLASS-2			41,735.72		1646.16	365.54	11.23		771.08	
			13,102.19		224.83			.39		
					D	93.55		13,429.74		
1.900					55,542.23					
	1.9000		AGR-RES							
	1.9000		COM-IND							

1,870.99 Delinquent Tax Receipts--included in figures shown above

CAREY CORPORATION

CORPORATION 5A

ADDITIONAL SOURCES OF RECEIPTS		ADDITIONAL DEDUCTIONS	
Other-----		Other-----	
Estate Tax-----		County Health Dept-----	3,558.92
Cigarette Tax-----		Personal Property Reimb Admin Fee-----	
Special Assessments-----		Election Expenses-----	
		Advertising Delinquent-----	
Total Additional Receipts-----		Total Additional Deductions-----	3,558.92
Total All Receipts-----	53,805.69	Total All Deductions-----	3,558.92

ADVANCES-----

NET DISTRIBUTION----- 50,246.77



-----COUNTY AUDITOR

-----DEPUTY AUDITOR

HARPSTER CORPORATION

CORPORATION 5B

		F E E S				R E C E I P T S					
	TX/RT MILLS	EF/RT MILLS	REAL RECEIPTS	PERS-PROP RECEIPTS	TOTAL RECEIPTS	A/T/REA DETAC	NET-OF-FEES	NON-BUSI	OWNER	OC	HOMESTEAD
GENERAL	.400		931.78	56.08	987.86	29.72	956.28	66.87	9.98		51.03
#110	.400000000		591.89		37.13	19.02	571.01	66.87	9.98		51.03
/ /	.400000000		339.89			10.70	385.27				
					37.13 D	1.86					
GENERAL	2.500		3720.81	350.48	4071.29	124.09	3938.73	305.12	45.53		232.87
#111	1.825292500		2700.98		169.43	86.81	2605.70	305.12	45.53		232.87
2009/2019/2023	1.200185000		1019.83			37.28	1333.03				
					169.43 D	8.47					
GENERAL	4.800		1310.40	672.91	1983.31	58.68	1921.41	115.88	17.29		88.44
#112	.693192000		1025.75		64.35	32.97	989.56	115.88	17.29		88.44
1976/2016/2020	.334987200		284.65			25.71	931.85				
					64.35 D	3.22					
GENERAL	3.000		2408.99	420.57	2829.56	85.27	2738.90	194.01	28.95		148.07
#113	1.160607000		1717.41		107.73	55.20	1656.82	194.01	28.95		148.07
1991/2016/2020	.813885000		691.58			30.07	1082.08				
					107.73 D	5.39					
GENERAL	2.000		3391.29	280.38	3671.67	103.13	3561.39				196.53
#114 NO RLBK	1.540456000		2575.43		142.99	73.26	2495.02				196.53
2013/2018/2022	.960148000		815.86			29.87	1066.37				
					142.99 D	7.15					
A L L L E V I E S				1,780.42		400.89		681.88			716.94
			11,763.27				13,116.71		101.75		
	CLASS-1					267.26		681.88			716.94
			8,611.46		521.63		8,318.11		101.75		
	CLASS-2					133.63					
			3,151.81				4,798.60				
	12.700					D					
						26.09					
					13,543.69						
		5.6193	AGR-RES								
		3.7089	COM-IND								

521.63 Delinquent Tax Receipts--included in figures shown above

HARPSTER CORPORATION

CORPORATION 5B

-----  
ADDITIONAL  
SOURCES OF RECEIPTS  
-----

-----  
ADDITIONAL  
DEDUCTIONS  
-----

Other-----

Other-----

Estate Tax-----

County Health Dept----- 287.99

Cigarette Tax-----

Personal Property Reimb Admin Fee-----

Special Assessments-----

Election Expenses-----

Advertising Delinquent-----

Total Additional Receipts-----

Total Additional Deductions----- 287.99

Total All Receipts----- 13,116.71

Total All Deductions----- 287.99

ADVANCES-----

NET DISTRIBUTION----- 12,828.72



-----COUNTY AUDITOR

-----DEPUTY AUDITOR

KIRBY CORPORATION

CORPORATION 5C

		F E E S				R E C E I P T S				
		REAL	PERS-PROP	TOTAL	A/T/REA	R E C E I P T S				
		RECEIPTS	RECEIPTS	RECEIPTS	DETAC	NET-OF-FEES	NON-BUSI	OWNER	OC	HOMESTEAD
TX/RT	EF/RT									
MILLS	MILLS									
GENERAL	.700	467.43	33.48	500.91	14.86	485.26	29.48	4.83		26.91
#115	.700000000	312.98		15.79	9.89	302.30	29.48	4.83		26.91
/ /	.700000000	154.45			4.97	182.96				
				15.79 D	.79					
-----										
A L L	L E V I E S		33.48		14.86		29.48			26.91
		467.43				485.26		4.83		
	CLASS-1				9.89	302.30	29.48	4.83		26.91
	CLASS-2	312.98		15.79						
		154.45			4.97	182.96				
				D	.79					
	.700			500.91						
	.7000 AGR-RES									
	.7000 COM-IND									

15.79 Delinquent Tax Receipts--included in figures shown above

KIRBY CORPORATION

CORPORATION 5C

----- ADDITIONAL SOURCES OF RECEIPTS -----		----- ADDITIONAL DEDUCTIONS -----	
Other-----		Other-----	
Estate Tax-----		County Health Dept-----	77.44
Cigarette Tax-----		Personal Property Reimb Admin Fee-----	
Special Assessments-----		Election Expenses-----	
		Advertising Delinquent-----	
Total Additional Receipts-----		Total Additional Deductions-----	77.44
Total All Receipts-----	485.26	Total All Deductions-----	77.44

ADVANCES-----

NET DISTRIBUTION----- 407.82



-----COUNTY AUDITOR

-----DEPUTY AUDITOR

MARSEILLES CORPORATION

CORPORATION 5D

		F E E S				R E C E I P T S				
TX/RT	EF/RT	REAL	PERS-PROP	TOTAL	A/T/REA					
MILLS	MILLS	RECEIPTS	RECEIPTS	RECEIPTS	DETAC	NET-OF-FEES	NON-BUSI	OWNER	OC	HOMESTEAD
GENERAL	1.800	617.09	75.46	692.55	20.40					
#116	1.018873800	572.14		173.55	17.22	8.68	663.47	37.67	5.69	36.07
1981/2020/2025	1.451680200	44.95			3.18		546.24	37.67	5.69	36.07
				173.55 D	8.68		117.23			
GENERAL	2.000	709.52	83.84	793.36	23.39					
#117	1.174590000	659.58		200.07	19.85	10.00	759.97	43.43	6.56	41.58
1993/2018/2022	1.612978000	49.94			3.54		629.73	43.43	6.56	41.58
				200.07 D	10.00		130.24			
GENERAL	.900	533.25	37.73	570.98	16.94					
#118	.900000000	505.38		153.30	15.21	7.67	546.37	33.28	5.03	31.86
/ /	.900000000	27.87			1.73		482.50	33.28	5.03	31.86
				153.30 D	7.67		63.87			
GENERAL	2.000	685.65	83.84	769.49	22.67					
#119	1.132082000	635.71		192.83	19.13	9.64	737.18	41.86	6.32	40.08
1981/2020/2025	1.612978000	49.94			3.54		606.94	41.86	6.32	40.08
				192.83 D	9.64		130.24			
GENERAL	3.000	1770.39	125.76	1896.15	52.71					
#120 NO RLBK	2.777628000	1677.96		473.11	46.95	23.66	1819.78			98.33
2016/2021/2026	2.985099000	92.43			5.76		1607.35			98.33
				473.11 D	23.66		212.43			
A L L	L E V I E S		406.63		136.11					
	CLASS-1	4,315.90					4,526.77	156.24	23.60	247.92
	CLASS-2	4,050.77		1192.86	118.36	59.65	3,872.76	156.24	23.60	247.92
		265.13			17.75					
							654.01			
					D					
	9.700			4,722.53	59.65					
	7.0029 AGR-RES									
	8.5624 COM-IND									

1,192.86 Delinquent Tax Receipts--included in figures shown above

MARSEILLES CORPORATION

CORPORATION 5D

ADDITIONAL SOURCES OF RECEIPTS		ADDITIONAL DEDUCTIONS	
Other-----		Other-----	
Estate Tax-----		County Health Dept-----	54.50
Cigarette Tax-----		Personal Property Reimb Admin Fee-----	
Special Assessments-----		Election Expenses-----	
		Advertising Delinquent-----	
Total Additional Receipts-----		Total Additional Deductions-----	54.50
Total All Receipts-----	4,526.77	Total All Deductions-----	54.50

ADVANCES-----

NET DISTRIBUTION----- 4,472.27



-----COUNTY AUDITOR

-----DEPUTY AUDITOR



NEVADA CORPORATION

CORPORATION 5E

		NEVADA CORPORATION				CORPORATION 5E					
		REAL		PERS-PROP	TOTAL	FEE	RECEIPTS				
TX/RT	EF/RT	RECEIPTS	RECEIPTS	RECEIPTS	RECEIPTS	A/T/REA	NET-OF-FEES	NON-BUSI	OWNER	OC	HOMESTEAD
MILLS	MILLS					DETAC					
GENERAL	1.500	1299.68	527.88	1827.56	53.19		1767.06	97.19	16.43	69.13	
#121	.294732000	976.04		127.46	30.63		6.37	939.04	97.19	16.43	69.13
1976/2017/2021	.869089500	323.64		18.76	22.56		.94	828.02			
				146.22 D	7.31						
GENERAL	1.100	4052.49	387.12	4439.61	135.57		4279.07	362.70	61.30	258.02	
#122	1.100000000	3642.86		475.70	114.30		23.79	3504.77	362.70	61.30	258.02
/ /	1.100000000	409.63		23.73	21.27		1.18	774.30			
				499.43 D	24.97						
GENERAL	5.000	20313.46	1759.60	22073.06	615.27		21344.47			1170.86	
#123 NO RLBK	4.991545000	18454.45		2158.61	518.68		107.93	17827.84		1170.86	
2020/ /2025	4.992075000	1859.01		107.74	96.59		5.39	3516.63			
				2266.35 D	113.32						
A L L	L E V I E S		2,674.60		804.03			27,390.60	459.89	77.73	1,498.01
	CLASS-1	25,665.63			663.61		138.09	459.89		77.73	1,498.01
	CLASS-2	23,073.35		2761.77	140.42		7.51				
		2,592.28		150.23				5,118.95			
				D	145.60						
		7.600		28,340.23							
	6.3862 AGR-RES										
	6.9610 COM-IND										

2,912.00 Delinquent Tax Receipts--included in figures shown above

NEVADA CORPORATION

CORPORATION 5E

ADDITIONAL SOURCES OF RECEIPTS

ADDITIONAL DEDUCTIONS

Other-----

Other-----

Estate Tax-----

County Health Dept----- 493.30

Cigarette Tax-----

Personal Property Reimb Admin Fee-----

Special Assessments-----

Election Expenses-----

Advertising Delinquent-----

Total Additional Receipts-----

Total Additional Deductions----- 493.30

Total All Receipts----- 27,390.60

Total All Deductions----- 493.30

ADVANCES-----

N E T D I S T R I B U T I O N----- 26,897.30



-----COUNTY AUDITOR

-----DEPUTY AUDITOR

SYCAMORE CORPORATION CORPORATION 5F										
FEEs										
	TX/RT	EF/RT	REAL	PERS-PROP	TOTAL	A/T/REA	RECEIPTS			
	MILLS	MILLS	RECEIPTS	RECEIPTS	RECEIPTS	DETAC	NET-OF-FEES	NON-BUSI	OWNER	OC HOMESTEAD
FIRE EQUIPMENT	2.000		10798.24	111.43	10909.67	335.00	10523.28	832.33	151.86	549.98
#124	1.821698000		8353.74		596.91	261.33	29.85	8062.56	832.33	549.98
2008/2018/2022	1.997888000		2444.50		430.82	73.67	21.54	2460.72		
					1027.73 D	51.39				
GENERAL	.900		5228.30	50.14	5278.44	162.31	5091.68	411.21	75.03	271.71
#125	.900000000		4127.11		294.90	129.11	14.75	3983.25	411.21	271.71
/ /	.900000000		1101.19		194.07	33.20	9.70	1108.43		
					488.97 D	24.45				
GENERAL	6.000		20589.81	334.29	20924.10	635.20	20176.92	1320.80	240.98	872.75
#126	2.890800000		13256.30		947.22	414.69	47.36	12794.25	1320.80	872.75
1991/2016/2020	5.993664000		7333.51		1292.45	220.51	64.62	7382.67		
					2239.67 D	111.98				
A L L L E V I E S										
			36,616.35	495.86		1,132.51		2,564.34		1,694.44
CLASS-1						805.13	91.96	35,791.88	467.87	
			25,737.15		1839.03			2,564.34		1,694.44
CLASS-2						327.38	95.86	24,840.06	467.87	
			10,879.20		1917.34			10,951.82		
					D	187.82				
8.900					37,112.21					
	5.6124	AGR-RES								
	8.8914	COM-IND								

3,756.37 Delinquent Tax Receipts--included in figures shown above

SYCAMORE CORPORATION

CORPORATION 5F

ADDITIONAL SOURCES OF RECEIPTS		ADDITIONAL DEDUCTIONS	
Other-----		Other-----	
Estate Tax-----		County Health Dept-----	676.29
Cigarette Tax-----		Personal Property Reimb Admin Fee-----	
Special Assessments-----		Election Expenses-----	
		Advertising Delinquent-----	
Total Additional Receipts-----		Total Additional Deductions-----	676.29
Total All Receipts-----	35,791.88	Total All Deductions-----	676.29

ADVANCES-----

NET DISTRIBUTION----- 35,115.59



-----COUNTY AUDITOR

-----DEPUTY AUDITOR

UPPER SANDUSKY CORP

CORPORATION 5G

		F E E S		R E C E I P T S							
TX/RT	EF/RT	REAL	PERS-PROP	TOTAL	A/T/REA		R E C E I P T S				
MILLS	MILLS	RECEIPTS	RECEIPTS	RECEIPTS	DETAC		NET-OF-FEES	NON-BUSI	OWNER	OC	HOMESTEAD
FIRE PENSION	.400	28633.60	1326.73	29960.33	903.84		28968.94	1780.98	323.18		779.54
#127	.400000000	18208.32		771.10	557.44	38.56	17612.32	1780.98	323.18		779.54
/ /	.400000000	10425.28		979.93	346.40	48.99	11356.62				
				1751.03	D 87.55						
GENERAL	1.000	71551.08	3311.04	74862.12	2258.49		72384.75	4449.51	807.94		1948.84
#128	1.000000000	45487.88		1927.76	1392.65	96.39	43998.84	4449.51	807.94		1948.84
/ /	1.000000000	26063.20		2449.84	865.84	122.49	28385.91				
				4377.60	D 218.88						
GENERAL	1.300	24911.47	4311.90	29223.37	865.09		28267.94	1012.97	183.81		443.38
#129	.227509100	10356.41		438.58	317.06	21.93	10017.42	1012.97	183.81		443.38
1976/2017/2021	.558452700	14555.06		1368.12	548.03	68.41	18250.52				
				1806.70	D 90.34						
GENERAL	.700	23.04	4.07	27.11	.77		26.34		2.05		
#130	.700000000	23.04			.66		22.38		2.05		
/ /	.700000000				.11		3.96				
					D						
POLICE PENSION	.400	28633.60	1326.73	29960.33	903.84		28968.94	1780.98	323.18		779.54
#131	.400000000	18208.32		771.10	557.44	38.56	17612.32	1780.98	323.18		779.54
/ /	.400000000	10425.28		979.93	346.40	48.99	11356.62				
				1751.03	D 87.55						
A L L L E V I E S			10,280.47		4,932.03			9,026.49			3,951.30
		153,752.79					158,616.91		1,638.11		
CLASS-1					2,825.25	195.44		9,026.49			3,951.30
		92,283.97		3908.54			89,263.28		1,638.11		
CLASS-2					2,106.78	288.88					
		61,468.82		5777.82			69,353.63				
					D 484.32						
3.800				164,033.26							
	2.7275	AGR-RES									
	3.0584	COM-IND									

9,686.36 Delinquent Tax Receipts--included in figures shown above

UPPER SANDUSKY CORP

CORPORATION 5G

----- ADDITIONAL SOURCES OF RECEIPTS -----	----- ADDITIONAL DEDUCTIONS -----
Other-----	Other-----
Estate Tax-----	County Health Dept----- 8,677.32
Cigarette Tax-----	Personal Property Reimb Admin Fee-----
Special Assessments-----	Election Expenses-----
	Advertising Delinquent-----
Total Additional Receipts-----	Total Additional Deductions----- 8,677.32
Total All Receipts----- 158,616.91	Total All Deductions----- 8,677.32

ADVANCES-----

N E T D I S T R I B U T I O N----- 149,939.59



-----COUNTY AUDITOR

-----DEPUTY AUDITOR

WHARTON CORPORATION

CORPORATION 5H

		F E E S				R E C E I P T S				
	TX/RT MILLS	EF/RT MILLS	REAL RECEIPTS	PERS-PROP RECEIPTS	TOTAL RECEIPTS	A/T/REA DETAC	NET-OF-FEES	NON-BUSI	OWNER OC	HOMESTEAD
GENERAL	.800		1709.74	51.21	1760.95	52.24	1701.55	136.81	19.36	59.40
#132	.800000000		1495.23		120.92	45.21	6.05	1443.97	136.81	59.40
/ /	.800000000		214.51		22.28	7.03	1.11	257.58		
					143.20 D	7.16				
GENERAL	2.000		4610.55	128.02	4738.57	129.16	4591.79			148.51
#133 NO RLBK	2.000000000		4128.50		302.31	113.04	15.12	4000.34		148.51
2016/2021/2026	1.797742000		482.05		50.06	16.12	2.50	591.45		
					352.37 D	17.62				
A L L	L E V I E S			179.23		181.40		6,293.34	136.81	207.91
	CLASS-1	6,320.29				158.25	21.17		19.36	
	CLASS-2	5,623.73			423.23	23.15	3.61	5,444.31	136.81	207.91
		696.56			72.34			849.03	19.36	
	2.800				D	24.78				
	2.8000 AGR-RES				6,499.52					
	2.5977 COM-IND									

495.57 Delinquent Tax Receipts--included in figures shown above

WHARTON CORPORATION

CORPORATION 5H

-----  
ADDITIONAL  
SOURCES OF RECEIPTS

-----  
ADDITIONAL  
DEDUCTIONS

Other-----

Other-----

Estate Tax-----

County Health Dept----- 253.06

Cigarette Tax-----

Personal Property Reimb Admin Fee-----

Special Assessments-----

Election Expenses-----

Advertising Delinquent-----

Total Additional Receipts-----

Total Additional Deductions----- 253.06

Total All Receipts----- 6,293.34

Total All Deductions----- 253.06

ADVANCES-----

NET DISTRIBUTION----- 6,040.28



-----COUNTY AUDITOR

-----DEPUTY AUDITOR



ALL CORPORATION

		F E E S				R E C E I P T S				
		REAL	PERS-PROP	TOTAL	A/T/REA	RECEIPTS				
		RECEIPTS	RECEIPTS	RECEIPTS	DETAC	NET-OF-FEES	NON-BUSI	OWNER	OC	HOMESTEAD
A L L	CORPORATION	293739.57	16555.01		9244.82	300027.16	17288.34	3104.33		9939.22
				D	1022.60					
					310294.58					

DORCAS CAREY PUBLIC LIBRA

OTHER 6A

		F E E S				R E C E I P T S				
TX/RT	EF/RT	REAL	PERS-PROP	TOTAL	A/T/REA	R E C E I P T S				
MILLS	MILLS	RECEIPTS	RECEIPTS	RECEIPTS	DETAC	NET-OF-FEES	NON-BUSI	OWNER	OC	HOMESTEAD
CURRENT EXPENSE	1.750	79533.69	3295.24	82828.93	2435.01	80262.31	6439.83	942.21		1891.71
#134	1.475862500	66393.99		2448.38	1999.81	122.42	64271.76	6439.51	942.21	1891.71
2010/2018/2022	1.554129500	13139.70		183.90	435.20	9.19	15990.55		.32	
				2632.28	D 131.61					
-----										
A L L	L E V I E S		3,295.24		2,435.01		6,439.83			1,891.71
		79,533.69				80,262.31		942.21		
	CLASS-1				1,999.81	122.42	6,439.51			1,891.71
		66,393.99		2448.38			64,271.76		942.21	
	CLASS-2				435.20	9.19			.32	
		13,139.70		183.90			15,990.55			
					D 131.61					
	1.750			82,828.93						
	1.4758 AGR-RES									
	1.5541 COM-IND									

2,632.28 Delinquent Tax Receipts--included in figures shown above

DORCAS CAREY PUBLIC LIBRA

-----  
ADDITIONAL  
SOURCES OF RECEIPTS

-----  
ADDITIONAL  
DEDUCTIONS

Other-----

Other-----

Estate Tax-----

County Health Dept-----

Cigarette Tax-----

Personal Property Reimb Admin Fee-----

Special Assessments-----

Election Expenses-----

Advertising Delinquent-----

Total Additional Receipts-----

Total Additional Deductions-----

Total All Receipts----- 80,262.31

Total All Deductions-----

ADVANCES-----

NET D I S T R I B U T I O N----- 80,262.31



-----COUNTY AUDITOR

-----DEPUTY AUDITOR

FINDLAY-HANCOCK CO LIBRAR

OTHER 6B

		FINDLAY-HANCOCK CO LIBRAR				OTHER 6B				
		F E E S				R E C E I P T S				
TX/RT	EF/RT	REAL	PERS-PROP	TOTAL	A/T/REA					
MILLS	MILLS	RECEIPTS	RECEIPTS	RECEIPTS	DETAC	NET-OF-FEES	NON-BUSI	OWNER	OC	HOMESTEAD
CURRENT EXPENSE	.500	699.33	40.92	740.25	21.69	718.55	62.10	5.46		12.72
#135	.409911000	696.60		.14	20.53	.01	676.06	62.10	5.46	12.72
2010/2015/2019	.476206500	2.73			1.16		42.49			
				.14 D	.01					
-----										
A L L	L E V I E S		40.92		21.69		62.10			12.72
		699.33				718.55		5.46		
	CLASS-1				20.53	.01	676.06	62.10		12.72
	CLASS-2	696.60		.14	1.16			5.46		
		2.73					42.49			
				D	.01					
	.500			740.25						
	.4099 AGR-RES									
	.4762 COM-IND									

.14 Delinquent Tax Receipts--included in figures shown above

FINDLAY-HANCOCK CO LIBRAR

-----  
ADDITIONAL  
SOURCES OF RECEIPTS

-----  
ADDITIONAL  
DEDUCTIONS

Other-----

Other-----

Estate Tax-----

County Health Dept-----

Cigarette Tax-----

Personal Property Reimb Admin Fee-----

Special Assessments-----

Election Expenses-----

Advertising Delinquent-----

Total Additional Receipts-----

Total Additional Deductions-----

Total All Receipts----- 718.55

Total All Deductions-----

ADVANCES-----

NET DISTRIBUTION----- 718.55



-----COUNTY AUDITOR

-----DEPUTY AUDITOR

FOREST-JACKSON LIBRARY

OTHER 6C

		F E E S				R E C E I P T S				
	TX/RT MILLS	EF/RT MILLS	REAL RECEIPTS	PERS-PROP RECEIPTS	TOTAL RECEIPTS	A/T/REA DETAC	NET-OF-FEES	NON-BUSI	OWNER OC	HOMESTEAD
CURRENT EXPENSE	.700		11753.10	970.83	12723.93	369.95	12332.67	1023.51	83.16	162.27
#136	.453540500		11544.21		407.01	338.64	20.35	11185.22	1023.51	83.16
2010/2015/2019	.689714200		208.89		19.21	31.31	.96	1147.45		
					426.22 D	21.31				
-----										
A L L	L E V I E S			970.83		369.95		1,023.51		162.27
			11,753.10				12,332.67		83.16	
	CLASS-1				407.01	338.64	20.35	1,023.51		162.27
	CLASS-2		11,544.21			31.31	.96		83.16	
			208.89		19.21			1,147.45		
	.700				D	21.31				
					12,723.93					
	.4535	AGR-RES								
	.6897	COM-IND								

426.22 Delinquent Tax Receipts--included in figures shown above

FOREST-JACKSON LIBRARY

-----  
ADDITIONAL  
SOURCES OF RECEIPTS

-----  
ADDITIONAL  
DEDUCTIONS

Other-----

Other-----

Estate Tax-----

County Health Dept-----

Cigarette Tax-----

Personal Property Reimb Admin Fee-----

Special Assessments-----

Election Expenses-----

Advertising Delinquent-----

Total Additional Receipts-----

Total Additional Deductions-----

Total All Receipts----- 12,332.67

Total All Deductions-----

ADVANCES-----

NET DISTRIBUTION----- 12,332.67



-----COUNTY AUDITOR

-----DEPUTY AUDITOR

MOHAWK COMMUNITY LIBRARY

OTHER 6D

		F E E S				R E C E I P T S				
TX/RT	EF/RT	REAL	PERS-PROP	TOTAL	A/T/REA					
MILLS	MILLS	RECEIPTS	RECEIPTS	RECEIPTS	DETAC	NET-OF-FEES	NON-BUSI	OWNER	OC	HOMESTEAD
CURRENT EXPENSE	.800	21125.11	2305.16	23430.27	690.25	22679.00	1804.04	201.86		551.25
#137	.630700000	19683.19		864.35	587.68	43.22	19052.29	1804.04	201.32	547.83
2010/2015/2019	.800000000	1441.92		355.97	102.57	17.80	3626.71		.54	3.42
				1220.32 D	61.02					
-----										
A L L	L E V I E S		2,305.16		690.25		1,804.04			551.25
		21,125.11				22,679.00		201.86		
	CLASS-1				587.68	43.22	1,804.04			547.83
		19,683.19		864.35			19,052.29		201.32	
	CLASS-2				102.57	17.80				3.42
		1,441.92		355.97			3,626.71		.54	
				D	61.02					
	.800			23,430.27						
	.6307	AGR-RES								
	.8000	COM-IND								

1,220.32 Delinquent Tax Receipts--included in figures shown above



MOHAWK COMMUNITY LIBRARY

OTHER 6D

-----  
ADDITIONAL  
SOURCES OF RECEIPTS  
-----

-----  
ADDITIONAL  
DEDUCTIONS  
-----

Other-----

Other-----

Estate Tax-----

County Health Dept-----

Cigarette Tax-----

Personal Property Reimb Admin Fee-----

Special Assessments-----

Election Expenses-----

Advertising Delinquent-----

Total Additional Receipts-----

Total Additional Deductions-----

Total All Receipts----- 22,679.00

Total All Deductions-----

ADVANCES-----

NET DISTRIBUTION----- 22,679.00



-----COUNTY AUDITOR

-----DEPUTY AUDITOR

UPPER SANDUSKY LIBRARY

OTHER 6E

	TX/RT MILLS	EF/RT MILLS	REAL RECEIPTS	PERS-PROP RECEIPTS	TOTAL RECEIPTS	FEEES		RECEIPTS					
						A/T/REA DETAC	NET-OF-FEES	NON-BUSI	OWNER	OC	HOMESTEAD		
CURRENT EXPENSE	1.400		170809.90	14585.11	185395.01	5479.64		179486.42	12357.81	1605.61	3491.20		
#138		1.023030400											
2009/2019/2023		1.219619800											
					8579.00	D	428.95						
-----													
A L L L E V I E S			170,809.90	14,585.11		5,479.64		179,486.42	12,357.81		3,491.20		
	1.400					D	428.95						
		1.0230	AGR-RES		185,395.01								
		1.2196	COM-IND										

8,579.00 Delinquent Tax Receipts--included in figures shown above

UPPER SANDUSKY LIBRARY

ADDITIONAL SOURCES OF RECEIPTS

ADDITIONAL DEDUCTIONS

Other-----

Other-----

Estate Tax-----

County Health Dept-----

Cigarette Tax-----

Personal Property Reimb Admin Fee-----

Special Assessments-----

Election Expenses-----

Advertising Delinquent-----

Total Additional Receipts-----

Total Additional Deductions-----

Total All Receipts----- 179,486.42

Total All Deductions-----

ADVANCES-----

NET DISTRIBUTION----- 179,486.42



-----COUNTY AUDITOR

-----DEPUTY AUDITOR

ALL OTHER

		REAL	PERS-PROP	TOTAL	FEE					
		RECEIPTS	RECEIPTS	RECEIPTS	A/T/REA	RECEIPTS				
					DETAC	NET-OF-FEES	NON-BUSI	OWNER	OC	HOMESTEAD
A L L	OTHER	283921.13	21197.26		8996.54	295478.95	21687.29	2838.30		6109.15
					D					
				305118.39	642.90					

G R A N D T O T A L S		1,009,838.01		362,680.32		766,036.78		253,286.46
		11,447,948.11			D	12,069,142.14		95,995.54
				12,457,786.12	25963.66			