

		CURRENT	PRIOR	REF/ADJ	NON-BUS	OCCUPANCY	HOMESTEAD
1	ANTRIM TOWNSHIP /RIDGEDALE LOCAL S	1040.37					
2	ANTRIM TOWNSHIP /WYNFORD LOCAL S D	815.33					
3	ANTRIM TOWNSHIP /NEVADA CORPORATIO	184.96					
4	ANTRIM TOWNSHIP /UPPER SANDUSKY S						
5	CRANE TOWNSHIP /UPPER SANDUSKY S	361.94	59.02				
6	CRANE TOWNSHIP /UPPER SANDUSKY CO	1582.32	777.88				
7	CRANE TOWNSHIP /WYNFORD LOCAL S D						
8	CRANE TOWNSHIP /MOHAWK LOCAL S D	379.30					
9	CRAWFORD TOWNSHIP/CAREY S D	680.07	76.55				
10	CRAWFORD TOWNSHIP/CAREY CORPORATION	1963.99	1056.14				
11	CRAWFORD TOWNSHIP/UPPER SANDUSKY S	88.84					
12	EDEN TOWNSHIP /UPPER SANDUSKY S	194.86	168.43				
13	EDEN TOWNSHIP /WYNFORD LOCAL S D	535.32	6.41				
14	EDEN TOWNSHIP /NEVADA CORPORATIO	199.85					
15	EDEN TOWNSHIP /MOHAWK LOCAL S D						
16	JACKSON TOWNSHIP /UPPER SANDUSKY S						
17	JACKSON TOWNSHIP /KIRBY CORPORATION	611.90					
18	JACKSON TOWNSHIP /RIVERDALE S D HAR	232.10					
19	JACKSON TOWNSHIP /KENTON CITY S D H						
20	MIFFLIN TOWNSHIP /UPPER SANDUSKY S	269.10	212.66				
21	MIFFLIN TOWNSHIP /KIRBY CORPORATION	5.18					
22	MIFFLIN TOWNSHIP /RIVERDALE S D HAR						
23	MARSEILLES TOWNSH/UPPER SANDUSKY S	836.77	1560.16				
24	MARSEILLES TOWNSH/MARSEILLES CORPOR	7.72					
25	MARSEILLES TOWNSH/KENTON CITY S D H	69.36					
26	PITT TOWNSHIP /UPPER SANDUSKY S	204.88	121.04				
27	PITT TOWNSHIP /HARPSTER CORPORAT	8.94					
28	PITT TOWNSHIP /WYNFORD LOCAL S D						
29	RICHLAND TOWNSHIP/RIVERDALE S D HAR	807.38	25.53				
30	RICHLAND TOWNSHIP/WHARTON CORPORATI	66.96					
31	RIDGE TOWNSHIP /CAREY S D						
32	RIDGE TOWNSHIP /RIVERDALE S D HAR	100.00					
33	RIDGE TOWNSHIP /VANLUE S D HANCO	70.56					
34	SALEM TOWNSHIP /UPPER SANDUSKY S	1008.12	60.48				
35	SALEM TOWNSHIP /RIVERDALE S D HAR	22.28					
36	SYCAMORE TOWNSHIP/MOHAWK LOCAL S D	2203.35					
37	SYCAMORE TOWNSHIP/SYCAMORE CORPORAT	1134.23	96.20				
38	TYMOCHTEE TOWNSHI/MOHAWK LOCAL S D	894.28	503.54				
39	TYMOCHTEE TOWNSHI/UPPER SANDUSKY S	138.68					
40	EDEN TWP /UPPER SANDUSKY S						
41	PITT TOWNSHIP /UPPER CORPORATION						
42	SALEM TOWNSHIP /UPPER SANDUSKY CO						

** COUNTY TOTALS **

16718.94 4724.04

		CURRENT	PRIOR	REF/ADJ	NON-BUS	OCCUPANCY	HOMESTEAD
1	ANTRIM TOWNSHIP /RIDGEDALE LOCAL S	89.44	105.03				194.47
2	ANTRIM TOWNSHIP /WYNFORD LOCAL S D	36.00					36.00
3	ANTRIM TOWNSHIP /NEVADA CORPORATIO	145.58					145.58
4	ANTRIM TOWNSHIP /UPPER SANDUSKY S						
5	CRANE TOWNSHIP /UPPER SANDUSKY S	257.35					257.35
6	CRANE TOWNSHIP /UPPER SANDUSKY CO	200.76	103.18				303.94
7	CRANE TOWNSHIP /WYNFORD LOCAL S D						
8	CRANE TOWNSHIP /MOHAWK LOCAL S D						
9	CRAWFORD TOWNSHIP/CAREY S D	84.34					84.34
10	CRAWFORD TOWNSHIP/CAREY CORPORATION	189.36					189.36
11	CRAWFORD TOWNSHIP/UPPER SANDUSKY S						
12	EDEN TOWNSHIP /UPPER SANDUSKY S	36.00					36.00
13	EDEN TOWNSHIP /WYNFORD LOCAL S D						
14	EDEN TOWNSHIP /NEVADA CORPORATIO		219.15				219.15
15	EDEN TOWNSHIP /MOHAWK LOCAL S D						
16	JACKSON TOWNSHIP /UPPER SANDUSKY S						
17	JACKSON TOWNSHIP /KIRBY CORPORATION	36.00					36.00
18	JACKSON TOWNSHIP /RIVERDALE S D HAR	72.00					72.00
19	JACKSON TOWNSHIP /KENTON CITY S D H						
20	MIFFLIN TOWNSHIP /UPPER SANDUSKY S	160.44					160.44
21	MIFFLIN TOWNSHIP /KIRBY CORPORATION	36.00					36.00
22	MIFFLIN TOWNSHIP /RIVERDALE S D HAR						
23	MARSEILLES TOWNSH/UPPER SANDUSKY S	36.00					36.00
24	MARSEILLES TOWNSH/MARSEILLES CORPOR						
25	MARSEILLES TOWNSH/KENTON CITY S D H	36.00					36.00
26	PITT TOWNSHIP /UPPER SANDUSKY S	36.00					36.00
27	PITT TOWNSHIP /HARPSTER CORPORAT						
28	PITT TOWNSHIP /WYNFORD LOCAL S D						
29	RICHLAND TOWNSHIP/RIVERDALE S D HAR	139.33					139.33
30	RICHLAND TOWNSHIP/WHARTON CORPORATI	36.00					36.00
31	RIDGE TOWNSHIP /CAREY S D						
32	RIDGE TOWNSHIP /RIVERDALE S D HAR						
33	RIDGE TOWNSHIP /VANLUE S D HANCO	36.00					36.00
34	SALEM TOWNSHIP /UPPER SANDUSKY S	406.74					406.74
35	SALEM TOWNSHIP /RIVERDALE S D HAR						
36	SYCAMORE TOWNSHIP/MOHAWK LOCAL S D	36.00					36.00
37	SYCAMORE TOWNSHIP/SYCAMORE CORPORAT	140.56					140.56
38	TYMOCHTEE TOWNSHI/MOHAWK LOCAL S D	234.43					234.43
39	TYMOCHTEE TOWNSHI/UPPER SANDUSKY S						
40	EDEN TWP /UPPER SANDUSKY S						
41	PITT TOWNSHIP /UPPER CORPORATION						
42	SALEM TOWNSHIP /UPPER SANDUSKY CO						

** COUNTY TOTALS **

2480.33

427.36

2907.69

TOTAL COLLECTION & ROLLEBACKS:	24,350.67
REAL ESTATE ASSESSMENT	
.0400000 (1ST \$ 500,000)	974.03
.0200000 (NEXT \$10,000,000)	.00
.0075000 (BALANCE)	.00
T O T A L	974.03 *
AUDITOR FEES - 4%	
.0400000 (TOTAL COL + RLBK)	974.03
T O T A L	974.03 *
TREASURER FEES	
.0094950 (1ST \$ 5,690,000)	231.21
.0019960 (BALANCE)	.00
T O T A L	231.21 *
GRAND TOTAL FEES:	2,179.27 *

WYANDOT COUNTY

COUNTY 1A

		TX/RT	EF/RT	L R E	M H	TOTAL	F E E S	R E C E I P T S						
		MILLS	MILLS	RECEIPTS	RECEIPTS	RECEIPTS	A/T/REA	NET-OF-FEES	NON-BUS	OWN-OCC	HOMESTEAD			
							DETAC							
COUNTY GENERAL		2.900		1619.09	148.88	1767.97	158.22					1590.67		
# 1	/ /	2.900000000												
		2.900												
						381.55	D 19.08							
HEALTH DISTRICT		.700		390.81	35.95	426.76	38.19					383.96		
# 2 NO RLBK		.700000000												
2019/2019/2024		.700												
						92.10	D 4.61							
MENTAL HEALTH/REC		.600		334.97	30.80	365.77	32.73					329.09		
# 3 NO RLBK		.600000000												
2017/ /		.600												
						78.94	D 3.95							
SENIOR CITIZENS		1.000		558.31	51.32	609.63	54.56					548.49		
# 4 NO RLBK		1.000000000												
2019/ /2024		1.000												
						131.56	D 6.58							
SENIOR CITIZENS		.800		329.07	41.07	370.14	33.13					333.07		
# 5		.589438400												
2009/2019/2024		.800												
						78.85	D 3.94							
A L L	L E V I E S			3,232.25	308.02		316.83					3,185.28		
		6.00					D 38.16							
						3,540.27								
		5.7894	LRE											
		6.00	MH											

763.00 Delinquent Tax Receipts--included in figures shown above

WYANDOT COUNTY

COUNTY 1A

ADDITIONAL SOURCES OF RECEIPTS

ADDITIONAL DEDUCTIONS

Other-----
 Estate Tax-----
 Cigarette Tax-----
 Special Assessments-----
 Other-----
 Total Additional Receipts-----
 Total All Receipts-----

Other-----
 County Health Dept-----
 Personal Property Reimb Admin Fee-----
 Election Expenses-----
 Advertising Delinquent-----
 Other-----
 Total Additional Deductions-----
 Total All Deductions-----

ADVANCES-----

N E T D I S T R I B U T I O N-----

County 1,590.67

Health 383.96

MHRSB 329.09

Service 881.56

-----COUNTY AUDITOR

-----DEPUTY AUDITOR

WYANDOT COUNTY

COUNTY 1B

	TX/RT MILLS	EF/RT MILLS	L R E RECEIPTS	M H RECEIPTS	TOTAL RECEIPTS	F E E S A/T/REA DETAC	RECEIPTS NET-OF-FEES	NON-BUS	OWN-OCC	HOMESTEAD
ANGELINE SCHOOLS	2.950		1096.70	151.45	1248.15	111.70	1123.22			
# 6	1.964343050									
2006/2011/CONT	2.950									
					264.61 D	13.23				
ANGELINE SCHOOLS	1.500		837.47	76.99	914.46	81.84	822.75			
# 7 NO RLBK	1.500000000									
2017/ /CONT	1.500									
					197.34 D	9.87				
A L L L E V I E S			1,934.17	228.44		193.54	1,945.97			
	4.45					D 23.10				
					2,162.61					
	3.4643	LRE								
	4.45	MH								

461.95 Delinquent Tax Receipts--included in figures shown above

WYANDOT COUNTY

COUNTY 1B

ADDITIONAL SOURCES OF RECEIPTS

ADDITIONAL DEDUCTIONS

Other-----
 Estate Tax-----
 Cigarette Tax-----
 Special Assessments-----
 Other-----
 Total Additional Receipts-----
 Total All Receipts-----

Other-----
 County Health Dept-----
 Personal Property Reimb Admin Fee-----
 Election Expenses-----
 Advertising Delinquent-----
 Other-----
 Total Additional Deductions-----
 Total All Deductions-----

ADVANCES-----

NET DISTRIBUTION-----

1945.97



-----COUNTY AUDITOR

-----DEPUTY AUDITOR

ALL COUNTY

		F E E S		R E C E I P T S			
L R E	M H	TOTAL	A/T/REA	R E C E I P T S			
RECEIPTS	RECEIPTS	RECEIPTS	DETAC	NET-OF-FEES	NON-BUS	OWN-OCC	HOMESTEAD
A L L	COUNTY	5166.42	536.46	510.37	5131.25		
			D	61.26			
		5702.88					

CAREY EVSD

BOARD OF ED 2A

	TX/RT MILLS	EF/RT MILLS	L R E RECEIPTS	M H RECEIPTS	TOTAL RECEIPTS	F E E S A/T/REA DETAC	R E C E I P T S				
							NET-OF-FEES	NON-BUS	OWN-OCC	HOMESTEAD	
BOND # 8 2013/ /2049	4.850 4.850000000 4.850		480.51	19.12	499.63	44.71	447.73				
					143.86 D	7.19					
CLASSROOM FACILIT # 9 2013/ /2035	.500 .430055500 .500		42.61	1.97	44.58	3.99	39.95				
					12.75 D	.64					
GENERAL # 10 1991/ /CONT	7.800 3.648793200 7.800		361.51	30.77	392.28	35.11	351.76				
					108.22 D	5.41					
GENERAL # 11 1977/ /CONT	2.900 .772995000 2.900		76.58	11.44	88.02	7.88	78.99				
					22.93 D	1.15					
GENERAL # 12 1989/ /CONT	4.800 2.245411200 4.800		222.47	18.93	241.40	21.60	216.47				
					66.61 D	3.33					
GENERAL # 13 1979/ /CONT	5.000 1.940570000 5.000		192.26	19.72	211.98	18.97	190.13				
					57.56 D	2.88					
GENERAL # 14 1976/ /CONT	24.400 6.503820000 24.400		644.36	96.23	740.59	66.28	664.66				
					192.92 D	9.65					
GENERAL # 15 / /	5.000 5.000000000 5.000		495.37	19.72	515.09	46.10	461.57				
					148.31 D	7.42					
A L L L E V I E S			2,515.67	217.90		244.64		2,451.26			
	55.25					D 37.67					
		25.3913 LRE			2,733.57						
		55.25 MH									

753.16 Delinquent Tax Receipts--included in figures shown above

CAREY EVSD

BOARD OF ED 2A

ADDITIONAL
SOURCES OF RECEIPTS

ADDITIONAL
DEDUCTIONS

Other-----

Other-----

Estate Tax-----

County Health Dept-----

Cigarette Tax-----

Personal Property Reimb Admin Fee-----

Special Assessments-----

Election Expenses-----

Advertising Delinquent-----

Other-----

Other-----

Total Additional Receipts-----

Total Additional Deductions-----

Total All Receipts-----

Total All Deductions-----

ADVANCES-----

NET DISTRIBUTION----- *2,451.26* -----



-----COUNTY AUDITOR

-----DEPUTY AUDITOR

KENTON CSD

BOARD OF ED 2B

ADDITIONAL
SOURCES OF RECEIPTS

ADDITIONAL
DEDUCTIONS

Other-----

Other-----

Estate Tax-----

County Health Dept-----

Cigarette Tax-----

Personal Property Reimb Admin Fee-----

Special Assessments-----

Election Expenses-----

Advertising Delinquent-----

Other-----

Other----- *- 1.17*

Total Additional Receipts-----

Total Additional Deductions-----

Total All Receipts-----

Total All Deductions-----

ADVANCES-----

NET DISTRIBUTION----- *60.03*



-----COUNTY AUDITOR

-----DEPUTY AUDITOR

MOHAWK LSD

BOARD OF ED 2C

	TX/RT MILLS	EF/RT MILLS	L R E RECEIPTS	M H RECEIPTS	TOTAL RECEIPTS	F E E S A/T/REA DETAC	R E C E I P T S				
							NET-OF-FEES	NON-BUS	OWN-OCC	HOMESTEAD	
BOND # 22	1.860		248.19	13.11	261.30	23.39	236.50				
2003/ /2030	1.8600000000										
					28.12 D	1.41					
BOND # 23	.400		53.38	2.82	56.20	5.03	50.87				
2003/ /2030	.4000000000										
	.400				6.04 D	.30					
CLASSROOM FACILIT # 24	.500		44.49	3.53	48.02	4.30	43.47				
2003/ /2025	.3334150000										
	.500				5.04 D	.25					
GENERAL # 25	6.000		458.96	42.29	501.25	44.86	453.79				
1980/ /CONT	3.4396260000										
	6.000				51.99 D	2.60					
GENERAL # 26	22.900		1537.06	161.40	1698.46	152.00	1537.75				
1976/ /CONT	11.5191580000										
	22.900				174.12 D	8.71					
GENERAL # 27	5.000		667.18	35.24	702.42	62.86	635.78				
/ /	5.0000000000										
	5.000				75.57 D	3.78					
GENERAL # 28	3.000		238.49	21.14	259.63	23.24	235.04				
1986/ /CONT	1.7873700000										
	3.000				27.02 D	1.35					
A L L L E V I E S			3,247.75	279.53		315.68	3,193.20				
	39.66				D	18.40					
					3,527.28						
	24.3394	LRE									
	39.66	MH									

367.90 Delinquent Tax Receipts--included in figures shown above

MOHAWK LSD

BOARD OF ED 2C

ADDITIONAL SOURCES OF RECEIPTS

ADDITIONAL DEDUCTIONS

Other-----
 Estate Tax-----
 Cigarette Tax-----
 Special Assessments-----
 Other-----
 Total Additional Receipts-----
 Total All Receipts-----

Other-----
 County Health Dept-----
 Personal Property Reimb Admin Fee-----
 Election Expenses-----
 Advertising Delinquent-----
 Other-----
 Total Additional Deductions-----
 Total All Deductions-----

ADVANCES-----

NET DISTRIBUTION----- *3,193.20*

-----COUNTY AUDITOR

-----DEPUTY AUDITOR

RIDGEDALE LSD

BOARD OF ED 2D

	TX/RT MILLS	EF/RT MILLS	L R E RECEIPTS	M H RECEIPTS	TOTAL RECEIPTS	F E E S A/T/REA DETAC	RECEIPTS NET-OF-FEES	NON-BUS	OWN-OCC	HOMESTEAD
EMERGENCY # 29 2012/ /2016	3.740 3.740000000 3.740		99.70	11.55	111.25	9.96	100.98			
					6.24 D	.31				
GENERAL # 30 / /	5.500 5.500000000 5.500		146.61	16.98	163.59	14.64	148.49			
					9.17 D	.46				
GENERAL # 31 1978/ /CONT	4.500 2.462733000 4.500		65.65	13.89	79.54	7.12	72.04			
					7.50 D	.38				
GENERAL # 32 1976/ /CONT	30.700 13.352872900 30.700		355.95	94.78	450.73	40.34	407.83			
					51.19 D	2.56				
A L L L E V I E S			667.91	137.20		72.06	729.34			
	44.44				D	3.71				
		25.0555 LRE			805.11					
		44.44 MH								

74.10 Delinquent Tax Receipts--included in figures shown above

RIDGEDALE LSD

BOARD OF ED 2D

ADDITIONAL
SOURCES OF RECEIPTS

ADDITIONAL
DEDUCTIONS

 Other-----
 Estate Tax-----
 Cigarette Tax-----
 Special Assessments-----
 Other-----
 Total Additional Receipts-----
 Total All Receipts-----

 Other-----
 County Health Dept-----
 Personal Property Reimb Admin Fee-----
 Election Expenses-----
 Advertising Delinquent-----
 Other-----
 Total Additional Deductions-----
 Total All Deductions-----

ADVANCES-----

NET DISTRIBUTION----- *729.34*



-----COUNTY AUDITOR

-----DEPUTY AUDITOR

RIVERDALE LSD

BOARD OF ED 2E

	TX/RT MILLS	EF/RT MILLS	L R E RECEIPTS	M H RECEIPTS	TOTAL RECEIPTS	FEEES	RECEIPTS				
						A/T/REA DETAC	NET-OF-FEES	NON-BUS	OWN-OCC	HOMESTEAD	
CLASSROOM FACILI	.500		9.54	2.91	12.45	1.11		11.33			
# 33		.283149500									
2001/ /2022	.500										
					.20 D	.01					
BOND	2.900		97.64	16.89	114.53	10.25		104.18			
# 34		2.900000000									
2000/ /2022	2.900										
					2.00 D	.10					
GENERAL	20.500		598.75	119.38	718.13	64.27		653.25			
# 35		17.784242000									
1976/ /CONT	20.500										
					12.26 D	.61					
GENERAL	4.400		148.14	25.62	173.76	15.55		158.06			
# 36		4.400000000									
/ /	4.400										
					3.03 D	.15					
A L L L E V I E S			854.07	164.80		91.18		926.82			
	28.30										
		25.3673 LRE									
		28.30 MH			1,018.87	.87					

17.49 Delinquent Tax Receipts--included in figures shown above

RIVERDALE LSD

BOARD OF ED 2E

ADDITIONAL
SOURCES OF RECEIPTS

ADDITIONAL
DEDUCTIONS

Other-----
Estate Tax-----
Cigarette Tax-----
Special Assessments-----

Other-----
Total Additional Receipts-----

Total All Receipts-----

Other-----
County Health Dept-----
Personal Property Reimb Admin Fee-----
Election Expenses-----
Advertising Delinquent-----
Other-----
Total Additional Deductions-----

Total All Deductions-----

ADVANCES-----

NET DISTRIBUTION----- *926.52*-----



-----COUNTY AUDITOR

-----DEPUTY AUDITOR

UPPER SANDUSKY EVSD

BOARD OF ED 2F

		TX/RT	EF/RT	L R E	M H	TOTAL	F E E S	R E C E I P T S					
		MILLS	MILLS	RECEIPTS	RECEIPTS	RECEIPTS	A/T/REA	NET-OF-FEES	NON-BUS	OWN-OCC	HOMESTEAD		
							DETAC						
GENERAL		5.000		657.59	126.27	783.86	70.15					701.54	
# 37			2.932380000										
1986/	/CONT	5.000											
						243.43	D 12.17						
GENERAL		4.800		1076.41	121.23	1197.64	107.18					1070.86	
# 38			4.800000000										
/	/	4.800											
						391.90	D 19.60						
GENERAL		20.300		2408.42	512.70	2921.12	261.43					2614.92	
# 39			10.739775900										
1976/	/CONT	20.300											
						895.36	D 44.77						
GENERAL		3.600		427.31	90.93	518.24	46.38					463.92	
# 40			1.905433200										
1977/	/CONT	3.600											
						158.86	D 7.94						
PERMANENT IMPROVE		2.000		432.70	50.51	483.21	43.25					432.08	
# 41 NO RLBK			1.929468000										
2015/	/CONT	2.000											
						157.67	D 7.88						
A L L L E V I E S				5,002.43	901.64		528.39					5,283.32	
		35.70					D 92.36						
						5,904.07							
		22.3068	LRE										
		35.70	MH										

1,847.22 Delinquent Tax Receipts--included in figures shown above

UPPER SANDUSKY EVSD

BOARD OF ED 2F

ADDITIONAL SOURCES OF RECEIPTS

ADDITIONAL DEDUCTIONS

Other-----
 Estate Tax-----
 Cigarette Tax-----
 Special Assessments-----
 Other-----
 Total Additional Receipts-----
 Total All Receipts-----

Other-----
 County Health Dept-----
 Personal Property Reimb Admin Fee-----
 Election Expenses-----
 Advertising Delinquent-----
 Other-----
 Total Additional Deductions-----
 Total All Deductions-----

ADVANCES-----

NET DISTRIBUTION-----

5,283.32



-----COUNTY AUDITOR

-----DEPUTY AUDITOR

VANLUE LSD

BOARD OF ED 2G

	TX/RT MILLS	EF/RT MILLS	L R E RECEIPTS	M H RECEIPTS	TOTAL RECEIPTS	F E E S A/T/REA DETAC	RECEIPTS NET-OF-FEES	NON-BUS	OWN-OCC	HOMESTEAD
EMERGENCY # 42 2019/ /2028	6.370 6.370000000 6.370		10.95	4.18	15.13	1.35	13.78			
						D				
GENERAL # 43 / /	6.000 6.000000000 6.000		10.31	3.93	14.24	1.27	12.97			
						D				
GENERAL # 44 1976/ /CONT	25.000 15.579900000 25.000		26.78	16.39	43.17	3.86	39.31			
						D				
PERMANENT IMPROVE # 45 1994/ /CONT	4.000 1.738716000 4.000		2.99	2.62	5.61	.50	5.11			
						D				
A L L L E V I E S			51.03	27.12		6.98	71.17			
	41.37					D				
		29.6886	LRE			78.15				
		41.37	MH							

VALUE LSD

BOARD OF ED 2G

ADDITIONAL SOURCES OF RECEIPTS

ADDITIONAL DEDUCTIONS

Other-----

Other-----

Estate Tax-----

County Health Dept-----

Cigarette Tax-----

Personal Property Reimb Admin Fee-----

Special Assessments-----

Election Expenses-----

Advertising Delinquent-----

Other-----

Other-----

- 1.04

Total Additional Receipts-----

Total Additional Deductions-----


Total All Receipts-----

Total All Deductions-----

ADVANCES-----

NET DISTRIBUTION-----

70.13



-----COUNTY AUDITOR

-----DEPUTY AUDITOR

WYNFORD LSD

BOARD OF ED 2H

	TX/RT MILLS	EF/RT MILLS	L R E RECEIPTS	M H RECEIPTS	TOTAL RECEIPTS	F E E S A/T/REA DETAC	R E C E I P T S				
							NET-OF-FEES	NON-BUS	OWN-OCC	HOMESTEAD	
BOND # 46 1998/ /2022	2.000 2.0000000000 2.000		75.51	9.77	85.28	7.63	77.37				
					5.59 D	.28					
BOND # 47 NO RLBK 2017/ /	4.400 4.4000000000 4.400		166.13	21.49	187.62	16.79	170.22				
					12.29 D	.61					
EMERGENCY # 48 2012/2018/2020	1.660 1.6600000000 1.660		62.67	8.11	70.78	6.33	64.22				
					4.64 D	.23					
GENERAL # 49 1977/ /CONT	6.500 2.474940000 6.500		93.44	31.74	125.18	11.20	113.10				
					17.57 D	.88					
GENERAL # 50 1976/ /CONT	22.100 5.315160500 22.100		200.68	107.94	308.62	27.62	278.03				
					59.32 D	2.97					
GENERAL # 51 1985/ /CONT	7.900 3.492597900 7.900		131.87	38.58	170.45	15.25	154.13				
					21.43 D	1.07					
GENERAL # 52 / /	5.600 5.6000000000 5.600		211.44	27.36	238.80	21.37	216.65				
					15.64 D	.78					
GENERAL # 53 2003/2018/2020	6.900 4.521024900 6.900		170.71	33.69	204.40	18.29	185.16				
					18.92 D	.95					
PERMANENT IMP # 54 NO RLBK 2017/ /CONT	1.000 1.0000000000 1.000		37.75	4.88	42.63	3.82	38.67				
					2.79 D	.14					
A L L L E V I E S			1,150.20	283.56		128.30	1,297.55				
	58.06				D	7.91					
					1,433.76						
	30.4635	LRE									
	58.06	MH									

158.19 Delinquent Tax Receipts--included in figures shown above

WYNFORD LSD

BOARD OF ED 2H

ADDITIONAL SOURCES OF RECEIPTS

ADDITIONAL DEDUCTIONS

Other-----

Estate Tax-----

Cigarette Tax-----

Special Assessments-----

Other-----

Total Additional Receipts-----

Total All Receipts-----

Other-----

County Health Dept-----

Personal Property Reimb Admin Fee-----

Election Expenses-----

Advertising Delinquent-----

Other-----

Total Additional Deductions-----

Total All Deductions-----

ADVANCES-----

NET DISTRIBUTION-----

1,297.55

-----COUNTY AUDITOR

-----DEPUTY AUDITOR

ALL BOARD OF ED

		F E E S		R E C E I P T S			
L R E	M H	TOTAL	A/T/REA	R E C E I P T S			
RECEIPTS	RECEIPTS	RECEIPTS	DETAC	NET-OF-FEES	NON-BUS	OWN-OCC	HOMESTEAD

A L L	BOARD OF ED	13531.93	2036.09		1393.24		14013.86
				D	160.92		
			15568.02				

OHIO HI-POINT JVSD

J V S 3B

		F E E S		R E C E I P T S				R E C E I P T S			
		T X / R T	E F / R T	L R E	M H	T O T A L	A / T / R E A	R E C E I P T S			
		M I L L S	M I L L S	R E C E I P T S	R E C E I P T S	R E C E I P T S	D E T A C	N E T - O F - F E E S	N O N - B U S	O W N - O C C	H O M E S T E A D
GENERAL		2.000		3.48	1.28	4.76	.43	4.33			
# 55		2.0000000000									
1978/	/CONT	2.000									
D											
PERMANENT IMPROVE		.600		.99	.39	1.38	.12	1.26			
# 56 NO RLBK		.566823600									
2018/	/CONT	.600									
D											
A L L L E V I E S				4.47	1.67		.55	5.59			
D											
		2.60				6.14					
		2.5668	LRE								
		2.60	MH								

OHIO HI-POINT JVSD

J V S 3B

 ADDITIONAL
 SOURCES OF RECEIPTS

 ADDITIONAL
 DEDUCTIONS

Other-----

Other-----

Estate Tax-----

County Health Dept-----

Cigarette Tax-----

Personal Property Reimb Admin Fee-----

Special Assessments-----

Election Expenses-----

Advertising Delinquent-----

Other-----

Other-----

Total Additional Receipts-----

Total Additional Deductions-----

Total All Receipts-----

Total All Deductions-----

ADVANCES-----

NET DISTRIBUTION-----

5.59



-----COUNTY AUDITOR

-----DEPUTY AUDITOR

VANGUARD JVSD

J V S 3C

	TX/RT MILLS	EF/RT MILLS	L R E RECEIPTS	M H RECEIPTS	TOTAL RECEIPTS	F E E S A/T/REA DETAC	RECEIPTS NET-OF-FEES	NON-BUS	OWN-OCC	HOMESTEAD
GENERAL	1.600		572.29	51.70	623.99	55.84	560.41			
# 57		1.600000000								
1976/ /CONT	1.600									
					154.82 D	7.74				
A L L L E V I E S			572.29	51.70		55.84	560.41			
	1.60					D 7.74				
		1.6000 LRE			623.99					
		1.60 MH								

154.82 Delinquent Tax Receipts--included in figures shown above

VANGUARD JVSD

J V S

3C

ADDITIONAL SOURCES OF RECEIPTS

ADDITIONAL DEDUCTIONS

 Other-----
 Estate Tax-----
 Cigarette Tax-----
 Special Assessments-----
 Other-----
 Total Additional Receipts-----
 Total All Receipts-----

 Other-----
 County Health Dept-----
 Personal Property Reimb Admin Fee-----
 Election Expenses-----
 Advertising Delinquent-----
 Other-----
 Total Additional Deductions-----
 Total All Deductions-----

ADVANCES-----

NET DISTRIBUTION-----560.41-----

-----COUNTY AUDITOR

-----DEPUTY AUDITOR

TRI-RIVERS JVSD

J V S 3D

	TX/RT MILLS	EF/RT MILLS	L R E RECEIPTS	M H RECEIPTS	TOTAL RECEIPTS	F E E S A/T/REA DETAC	RECEIPTS NET-OF-FEES	NON-BUS	OWN-OCC	HOMESTEAD
GENERAL # 58	1.300	.685081800	18.26	4.01	22.27	1.99	20.17			
1997/2017/2021	1.300				2.17 D	.11				
GENERAL # 59	2.100	.890752800	23.74	6.48	30.22	2.70	27.34			
1978/ /CONT	2.100				3.50 D	.18				
GENERAL # 60	1.000	.424168000	11.31	3.09	14.40	1.29	13.03			
1989/2014/CONT	1.000				1.67 D	.08				
A L L L E V I E S			53.31	13.58		5.98	60.54			
	4.40				D	.37				
		1.9998	LRE		66.89					
		4.40	MH							

7.34 Delinquent Tax Receipts--included in figures shown above

TRI-RIVERS JVSD

J V S

3D

ADDITIONAL SOURCES OF RECEIPTS

ADDITIONAL DEDUCTIONS

 Other-----
 Estate Tax-----
 Cigarette Tax-----
 Special Assessments-----
 Other-----
 Total Additional Receipts-----
 Total All Receipts-----

 Other-----
 County Health Dept-----
 Personal Property Reimb Admin Fee-----
 Election Expenses-----
 Advertising Delinquent-----
 Other-----
 Total Additional Deductions-----
 Total All Deductions-----

ADVANCES-----

NET DISTRIBUTION-----

60.54



-----COUNTY AUDITOR

-----DEPUTY AUDITOR

PIONEER JVSD

J V S 3H

	TX/RT MILLS	EF/RT MILLS	L R E RECEIPTS	M H RECEIPTS	TOTAL RECEIPTS	F E E S A/T/REA DETAC	RECEIPTS NET-OF-FEES	NON-BUS	OWN-OCC	HOMESTEAD
GENERAL	1.000		21.89	4.88	26.77	2.40	24.23			
# 61		.579762000								
1983/ /CONT	1.000									
					2.73 D	.14				
GENERAL	1.700		56.49	8.30	64.79	5.80	58.75			
# 62 NO RLBK		1.495949000								
2014/ /CONT	1.700									
					4.71 D	.24				
GENERAL	1.000		20.04	4.88	24.92	2.23	22.55			
# 63		.530640000								
1980/ /CONT	1.000									
					2.73 D	.14				
A L L L E V I E S			98.42	18.06		10.43	105.53			
						D .52				
	3.70				116.48					
		2.6062 LRE								
		3.70 MH								

10.17 Delinquent Tax Receipts--included in figures shown above

PIONEER JVSD

J V S

3H

ADDITIONAL
SOURCES OF RECEIPTS

ADDITIONAL
DEDUCTIONS

Other-----
Estate Tax-----
Cigarette Tax-----
Special Assessments-----

Other-----
Total Additional Receipts-----

Total All Receipts-----

Other-----
County Health Dept-----
Personal Property Reimb Admin Fee-----
Election Expenses-----
Advertising Delinquent-----
Other-----
Total Additional Deductions-----

Total All Deductions-----

ADVANCES-----

NET DISTRIBUTION-----
105.53



-----COUNTY AUDITOR

-----DEPUTY AUDITOR

ALL J V S

		F E E S					
L R E	M H	TOTAL	A/T/REA	R E C E I P T S			
RECEIPTS	RECEIPTS	RECEIPTS	DETAC	NET-OF-FEES	NON-BUS	OWN-OCC	HOMESTEAD

A L L	J V S	728.49	85.01		72.80	732.07	
				D	8.63		
			813.50				

ANTRIM TOWNSHIP

TOWNSHIP 4A

	TX/RT MILLS	EF/RT MILLS	L R E RECEIPTS	M H RECEIPTS	TOTAL RECEIPTS	F E E S		R E C E I P T S				
						A/T/REA DETAC		NET-OF-FEES	NON-BUS	OWN-OCC	HOMESTEAD	
GENERAL	.400		19.36	2.12	21.48	1.92		19.53				
# 64		.400000000										
/ /		.400										
					.67 D	.03						
ROAD	.800		35.81	2.85	38.66	3.46		35.13				
# 65		.800000000										
/ /		.800										
					1.33 D	.07						
A L L L E V I E S			55.17	4.97		5.38		54.66				
					D	.10						
	1.20				60.14							
		1.2000 LRE										
		1.20 MH										

2.00 Delinquent Tax Receipts--included in figures shown above

ANTRIM TOWNSHIP

TOWNSHIP 4A

ADDITIONAL
SOURCES OF RECEIPTS

ADDITIONAL
DEDUCTIONS

Other-----

Other-----

Estate Tax-----

County Health Dept-----

Cigarette Tax-----

Personal Property Reimb Admin Fee-----

Special Assessments-----

Election Expenses-----

Advertising Delinquent-----

Other-----

Other-----

Total Additional Receipts-----

Total Additional Deductions-----

Total All Receipts-----

Total All Deductions-----

ADVANCES-----

NET DISTRIBUTION-----

5466



-----COUNTY AUDITOR

-----DEPUTY AUDITOR

CRANE TOWNSHIP

TOWNSHIP 4B

	TX/RT MILLS	EF/RT MILLS	L R E RECEIPTS	M H RECEIPTS	TOTAL RECEIPTS	F E E S A/T/REA DETAC	RECEIPTS NET-OF-FEES	NON-BUS	OWN-OCC	HOMESTEAD
GENERAL # 66 / /	.500	.5000000000	42.67	5.38	48.05	4.30	43.14			
		.500			12.25 D	.61				
GENERAL # 67 NO RLBK 2017/ /2021	.500	.464151500	39.62	5.38	45.00	4.03	40.40			
		.500			11.44 D	.57				
ROAD # 68 / /	.700	.7000000000	15.30	3.54	18.84	1.69	17.09			
		.700			1.15 D	.06				
A L L L E V I E S			97.59	14.30		10.02	100.63			
	1.70				D	1.24				
		1.6641 LRE			111.89					
		1.70 MH								

24.84 Delinquent Tax Receipts--included in figures shown above

CRANE TOWNSHIP

TOWNSHIP 4B

ADDITIONAL
SOURCES OF RECEIPTS

ADDITIONAL
DEDUCTIONS

Other-----

Other-----

Estate Tax-----

County Health Dept-----

Cigarette Tax-----

Personal Property Reimb Admin Fee-----

Special Assessments-----

Election Expenses-----

Advertising Delinquent-----

Other-----

Other-----

Total Additional Receipts-----

Total Additional Deductions-----

Total All Receipts-----

Total All Deductions-----

ADVANCES-----

NET DISTRIBUTION----- *100.63*



-----COUNTY AUDITOR

-----DEPUTY AUDITOR

CRAWFORD TOWNSHIP

TOWNSHIP 4C

	TX/RT MILLS	EF/RT MILLS	L R E RECEIPTS	M H RECEIPTS	TOTAL RECEIPTS	F E E S A/T/REA DETAC	RECEIPTS NET-OF-FEES	NON-BUS	OWN-OCC	HOMESTEAD
GENERAL	.200		20.31	.78	21.09	1.89	18.90			
# 69		.200000000								
/ /	.200				5.94 D	.30				
ROAD	1.400		31.56	1.71	33.27	2.98	30.15			
# 70		1.400000000								
/ /	1.400				2.84 D	.14				
A L L L E V I E S			51.87	2.49		4.87	49.05			
	1.60				D	.44				
		1.6000 LRE			54.36					
		1.60 MH								

8.78 Delinquent Tax Receipts--included in figures shown above

CRAWFORD TOWNSHIP

TOWNSHIP 4C

ADDITIONAL
SOURCES OF RECEIPTS

ADDITIONAL
DEDUCTIONS

Other-----

Other-----

Estate Tax-----

County Health Dept-----

Cigarette Tax-----

Personal Property Reimb Admin Fee-----

Special Assessments-----

Election Expenses-----

Advertising Delinquent-----

Other-----

Other-----

Total Additional Receipts-----

Total Additional Deductions-----

Total All Receipts-----

Total All Deductions-----

ADVANCES-----

NET DISTRIBUTION-----
49.05



-----COUNTY AUDITOR

-----DEPUTY AUDITOR

EDEN TOWNSHIP

TOWNSHIP 4D

	TX/RT MILLS	EF/RT MILLS	L R E RECEIPTS	M H RECEIPTS	TOTAL RECEIPTS	F E E S A/T/REA DETAC	RECEIPTS NET-OF-FEES	NON-BUS	OWN-OCC	HOMESTEAD
EDEN NORTH FIRE P # 71 2008/2018/2022	1.400 .909823600 1.400		9.13	.98	10.11	.90	9.00			
					4.23 D	.21				
GENERAL # 72 / /	.400 .400000000 .400		10.41	1.34	11.75	1.05	10.55			
					2.98 D	.15				
ROAD # 73 / /	.700 .700000000 .700		15.47	.49	15.96	1.43	14.36			
					3.36 D	.17				
A L L L E V I E S			35.01	2.81		3.38	33.91			
	2.50				D	.53				
		2.0098 LRE			37.82					
		2.50 MH								

10.57 Delinquent Tax Receipts--included in figures shown above

EDEN TOWNSHIP

TOWNSHIP 4D

ADDITIONAL SOURCES OF RECEIPTS

ADDITIONAL DEDUCTIONS

 Other-----
 Estate Tax-----
 Cigarette Tax-----
 Special Assessments-----

 Other-----
 Total Additional Receipts-----

 Total All Receipts-----

 Other-----
 County Health Dept-----
 Personal Property Reimb Admin Fee-----
 Election Expenses-----
 Advertising Delinquent-----
 Other-----
 Total Additional Deductions-----

 Total All Deductions-----

ADVANCES-----

NET DISTRIBUTION----- *33.91*



-----COUNTY AUDITOR

-----DEPUTY AUDITOR

JACKSON TOWNSHIP

TOWNSHIP 4E

	TX/RT MILLS	EF/RT MILLS	L R E RECEIPTS	M H RECEIPTS	TOTAL RECEIPTS	F E E S A/T/REA DETAC	RECEIPTS NET-OF-FEES	NON-BUS	OWN-OCC	HOMESTEAD
GENERAL	.500		11.47	1.20	12.67	1.13	11.54			
# 74		.500000000								
/ /	.500									
						D				
GENERAL	1.500		26.01	3.59	29.60	2.65	26.95			
# 75		1.134219000								
2012/2017/2021	1.500									
						D				
ROAD	.900		5.55	1.53	7.08	.63	6.45			
# 76		.900000000								
/ /	.900									
						D				
A L L			43.03	6.32		4.41	44.94			
L E V I E S										
	2.90					D				
		2.5342	LRE		49.35					
		2.90	MH							

JACKSON TOWNSHIP

TOWNSHIP 4E

ADDITIONAL SOURCES OF RECEIPTS

ADDITIONAL DEDUCTIONS

Other-----

Estate Tax-----

Cigarette Tax-----

Special Assessments-----

Other-----

Total Additional Receipts-----

Total All Receipts-----

Other-----

County Health Dept-----

Personal Property Reimb Admin Fee-----

Election Expenses-----

Advertising Delinquent-----

Other-----

Total Additional Deductions-----

Total All Deductions-----

ADVANCES-----

NET DISTRIBUTION-----

44.94



-----COUNTY AUDITOR

-----DEPUTY AUDITOR

MIFFLIN TOWNSHIP							TOWNSHIP	4F		
	TX/RT MILLS	EF/RT MILLS	L R E RECEIPTS	M H RECEIPTS	TOTAL RECEIPTS	F E E S A/T/REA DETAC	RECEIPTS NET-OF-FEES	NON-BUS	OWN-OCC	HOMESTEAD
GENERAL	.400		5.49	1.56	7.05	.63	6.30			
# 77		.400000000								
/ /		.400								
					2.40 D	.12				
ROAD	.900		12.22	2.86	15.08	1.35	13.46			
# 78		.900000000								
/ /		.900								
					5.39 D	.27				
A L L L E V I E S			17.71	4.42		1.98	19.76			
						D .39				
	1.30				22.13					
		1.3000 LRE								
		1.30 MH								

7.79 Delinquent Tax Receipts--included in figures shown above

MIFFLIN TOWNSHIP

TOWNSHIP 4F

ADDITIONAL
SOURCES OF RECEIPTS

ADDITIONAL
DEDUCTIONS

Other-----

Other-----

Estate Tax-----

County Health Dept-----

Cigarette Tax-----

Personal Property Reimb Admin Fee-----

Special Assessments-----

Election Expenses-----

Advertising Delinquent-----

Other-----

Other-----

Total Additional Receipts-----

Total Additional Deductions-----

Total All Receipts-----

Total All Deductions-----

ADVANCES-----

NET DISTRIBUTION-----

19.76



-----COUNTY AUDITOR

-----DEPUTY AUDITOR

MARSEILLES TOWNSHIP

TOWNSHIP 4G

	TX/RT MILLS	EF/RT MILLS	L R E RECEIPTS	M H RECEIPTS	TOTAL RECEIPTS	F E E S A/T/REA DETAC	RECEIPTS NET-OF-FEES	NON-BUS	OWN-OCC	HOMESTEAD
FIRE PROTECTION # 79 1994/2019/2023	1.000 .575315000 1.000		37.80	1.30	39.10	3.50	34.41			
					23.89 D	1.19				
GENERAL # 80 1993/2018/2022	1.000 .575315000 1.000		37.80	1.30	39.10	3.50	34.41			
					23.89 D	1.19				
GENERAL # 81 / /	.700 .700000000 .700		45.99	.91	46.90	4.20	41.25			
					29.06 D	1.45				
GENERAL # 82 1981/2021/2026	2.000 1.142692000 2.000		75.08	2.61	77.69	6.95	68.37			
					47.44 D	2.37				
ROAD # 83 / /	.400 .400000000 .400		26.21	.53	26.74	2.39	23.52			
					16.61 D	.83				
A L L L E V I E S			222.88	6.65		20.54	201.96			
	5.10					D 7.03				
		3.3932 LRE			229.53					
		5.10 MH								

140.89 Delinquent Tax Receipts--included in figures shown above

MARSEILLES TOWNSHIP

TOWNSHIP 4G

ADDITIONAL SOURCES OF RECEIPTS

ADDITIONAL DEDUCTIONS

 Other-----
 Estate Tax-----
 Cigarette Tax-----
 Special Assessments-----

 Other-----
 Total Additional Receipts-----

 Total All Receipts-----

 Other-----
 County Health Dept-----
 Personal Property Reimb Admin Fee-----
 Election Expenses-----
 Advertising Delinquent-----
 Other-----
 Total Additional Deductions-----

 Total All Deductions-----

ADVANCES-----

NET DISTRIBUTION-----

201.96



-----COUNTY AUDITOR

-----DEPUTY AUDITOR

PITT TOWNSHIP							TOWNSHIP 4H			
	TX/RT MILLS	EF/RT MILLS	L R E RECEIPTS	M H RECEIPTS	TOTAL RECEIPTS	F E E S	R E C E I P T S			
						A/T/REA DETAC	NET-OF-FEES	NON-BUS	OWN-OCC	HOMESTEAD
FIRE PROTECTION # 84	1.500		8.34	1.04	9.38	.84	8.39			
2008/ /CONT	1.500	.911590500								
					3.02 D	.15				
GENERAL # 85	.800		7.31	.55	7.86	.70	7.03			
/ /	.800	.800000000								
					.2.65 D	.13				
ROAD # 86	.600		5.36	.41	5.77	.52	5.15			
/ /	.600	.600000000								
					1.99 D	.10				
A L L L E V I E S			21.01	2.00		2.06	20.57			
	2.90					D .38				
		2.3115 LRE			23.01					
		2.90 MH								

7.66 Delinquent Tax Receipts--included in figures shown above

PITT TOWNSHIP

TOWNSHIP 4H

ADDITIONAL
SOURCES OF RECEIPTS

ADDITIONAL
DEDUCTIONS

Other-----

Other-----

Estate Tax-----

County Health Dept-----

Cigarette Tax-----

Personal Property Reimb Admin Fee-----

Special Assessments-----

Election Expenses-----

Advertising Delinquent-----

Other-----

Other----- *- 4.22*

Total Additional Receipts-----

Total Additional Deductions-----

Total All Receipts-----

Total All Deductions-----

ADVANCES-----

NET DISTRIBUTION----- *16.35*



-----COUNTY AUDITOR

-----DEPUTY AUDITOR

RICHLAND TOWNSHIP

TOWNSHIP 4I

	TX/RT MILLS	EF/RT MILLS	L R E RECEIPTS	M H RECEIPTS	TOTAL RECEIPTS	F E E S A/T/REA DETAC	RECEIPTS NET-OF-FEES	NON-BUS	OWN-OCC	HOMESTEAD
FIRE # 87	.500	.263268500	6.37	2.06	8.43	.75	7.67			
2005/2020/2025	.500					.18 D				.01
GENERAL # 88	1.000	.730092000	17.66	4.12	21.78	1.95	19.80			
2012/2017/2021	1.000					.50 D				.03
GENERAL # 89	.300	.176416800	4.27	1.23	5.50	.49	5.00			
2010/2019/2023	.300					.12 D				.01
GENERAL # 90	.400	.400000000	9.67	1.65	11.32	1.01	10.30			
/ /	.400					.28 D				.01
ROAD # 91	.400	.400000000	8.99	1.33	10.32	.92	9.39			
/ /	.400					.28 D				.01
A L L L E V I E S			46.96	10.39		5.12	52.16			
	2.60					D				.07
		1.9696 LRE			57.35					
		2.60 MH								

1.36 Delinquent Tax Receipts--included in figures shown above

RICHLAND TOWNSHIP

TOWNSHIP 4I

ADDITIONAL
SOURCES OF RECEIPTS

ADDITIONAL
DEDUCTIONS

Other-----

Other-----

Estate Tax-----

County Health Dept-----

Cigarette Tax-----

Personal Property Reimb Admin Fee-----

Special Assessments-----

Election Expenses-----

Advertising Delinquent-----

Other-----

Other-----

Total Additional Receipts-----

Total Additional Deductions-----


Total All Receipts-----

Total All Deductions-----

ADVANCES-----

NET DISTRIBUTION-----

52.16



-----COUNTY AUDITOR

-----DEPUTY AUDITOR

RIDGE TOWNSHIP

TOWNSHIP 4J

ADDITIONAL
SOURCES OF RECEIPTS

ADDITIONAL
DEDUCTIONS


 Other-----
 Estate Tax-----
 Cigarette Tax-----
 Special Assessments-----
 Other-----
 Total Additional Receipts-----
 Total All Receipts-----

 Other-----
 County Health Dept-----
 Personal Property Reimb Admin Fee-----
 Election Expenses-----
 Advertising Delinquent-----
 Other-----
 Total Additional Deductions-----
 Total All Deductions-----

ADVANCES-----

NET DISTRIBUTION-----

8.59



-----COUNTY AUDITOR

-----DEPUTY AUDITOR

SALEM TWP							TOWNSHIP	4K		
	TX/RT	EF/RT	L R E	M H	TOTAL	F E E S	R E C E I P T S			
	MILLS	MILLS	R E C E I P T S	R E C E I P T S	R E C E I P T S	A / T / R E A D E T A C	NET-OF-FEES	NON-BUS	OWN-OCC	HOMESTEAD
FIRE	1.000		20.28	7.84	28.12	2.52	25.54			
# 96		.680365000								
2011/2021/2026	1.000									
					1.13 D	.06				
GENERAL	.300		8.95	2.35	11.30	1.01	10.26			
# 97		.300000000								
/ /	.300									
					.50 D	.03				
ROAD	1.400		41.75	10.98	52.73	4.72	47.89			
# 98		1.400000000								
/ /	1.400									
					2.32 D	.12				
A L L	L E V I E S		70.98	21.17		8.25	83.69			
						D	.21			
	2.70				92.15					
		2.3803	LRE							
		2.70	MH							

3.95 Delinquent Tax Receipts--included in figures shown above

SALEM TOWNSHIP

TOWNSHIP 4K

ADDITIONAL
SOURCES OF RECEIPTS

ADDITIONAL
DEDUCTIONS

Other-----

Estate Tax-----

Cigarette Tax-----

Special Assessments-----

Other-----

Total Additional Receipts-----

Total All Receipts-----

Other-----

County Health Dept-----

Personal Property Reimb Admin Fee-----

Election Expenses-----

Advertising Delinquent-----

Other-----

Total Additional Deductions-----

Total All Deductions-----

ADVANCES-----

NET DISTRIBUTION-----
83.69



-----COUNTY AUDITOR

-----DEPUTY AUDITOR

SYCAMORE TOWNSHIP							TOWNSHIP	4L		
	TX/RT	EF/RT	L R E	M H	TOTAL	A/T/REA	RECEIPTS			
	MILLS	MILLS	RECEIPTS	RECEIPTS	RECEIPTS	DETAC	NET-OF-FEES	NON-BUS	OWN-OCC	HOMESTEAD
FIRE	.500		17.79	1.46	19.25	1.72				17.51
# 99	.202901500									
1988/ /CONT	.500									
					.46 D	.02				
FIRE PROTECTION	1.000		37.47	.65	38.12	3.41				34.71
#100	.640649000									
2008/2018/2022	1.000									
						D				
GENERAL	.500		43.85	1.46	45.31	4.06				41.19
#101	.500000000									
/ /	.500									
					1.14 D	.06				
ROAD	.500		29.25	.33	29.58	2.65				26.93
#102	.500000000									
/ /	.500									
						D				
A L L L E V I E S			128.36	3.90		11.84				120.34
	2.50									
		1.8435 LRE								
		2.50 MH								
					132.26	.08				

1.60 Delinquent Tax Receipts--included in figures shown above

SYCAMORE TOWNSHIP

TOWNSHIP 4L

ADDITIONAL
SOURCES OF RECEIPTS

ADDITIONAL
DEDUCTIONS

 Other-----
 Estate Tax-----
 Cigarette Tax-----
 Special Assessments-----

 Other-----
 Total Additional Receipts-----

 Total All Receipts-----


 Other-----
 County Health Dept-----
 Personal Property Reimb Admin Fee-----
 Election Expenses-----
 Advertising Delinquent-----
 Other-----
 Total Additional Deductions-----

 Total All Deductions-----

ADVANCES-----

NET DISTRIBUTION-----

120.34



-----COUNTY AUDITOR

-----DEPUTY AUDITOR

TYMOCHTEE TOWNSHIP

TOWNSHIP 4M

	TX/RT MILLS	EF/RT MILLS	L R E RECEIPTS	M H RECEIPTS	TOTAL RECEIPTS	F E E S A/T/REA DETAC	RECEIPTS NET-OF-FEES	NON-BUS	OWN-OCC	HOMESTEAD
FIRE	2.000		51.68	8.28	59.96	5.37	53.75			
#103		1.314688000								
2009/2019/2023	2.000									
					16.87 D	.84				
GENERAL	1.200		47.18	4.97	52.15	4.67	46.71			
#104		1.200000000								
/ /	1.200									
					15.40 D	.77				
ROAD	.900		35.38	3.73	39.11	3.50	35.03			
#105		.900000000								
/ /	.900									
					11.55 D	.58				
A L L	L E V I E S		134.24	16.98		13.54	135.49			
					D	2.19				
	4.10				151.22					
		3.4146	LRE							
		4.10	MH							

43.82 Delinquent Tax Receipts--included in figures shown above

TYMOCHTEE TOWNSHIP

TOWNSHIP 4M

ADDITIONAL SOURCES OF RECEIPTS

ADDITIONAL DEDUCTIONS

Other-----
 Estate Tax-----
 Cigarette Tax-----
 Special Assessments-----
 Other-----
 Total Additional Receipts-----
 Total All Receipts-----

Other-----
 County Health Dept-----
 Personal Property Reimb Admin Fee-----
 Election Expenses-----
 Advertising Delinquent-----
 Other-----
 Total Additional Deductions-----
 Total All Deductions-----

ADVANCES-----

NET DISTRIBUTION----- *135.49*



-----COUNTY AUDITOR

-----DEPUTY AUDITOR

WYANDOT EAST FIRE DIST

TOWNSHIP 4Y

	TX/RT MILLS	EF/RT MILLS	L R E RECEIPTS	M H RECEIPTS	TOTAL RECEIPTS	F E E S A/T/REA DETAC	RECEIPTS NET-OF-FEES	NON-BUS	OWN-OCC	HOMESTEAD
FIRE	2.500		97.84	19.93	117.77	10.54	106.68			
#106		1.518745000								
2006/2016/2020	2.500									
					11.01 D	.55				
A L L L E V I E S			97.84	19.93		10.54	106.68			
	2.50					D .55				
		1.5187 LRE			117.77					
		2.50 MH								

11.01 Delinquent Tax Receipts--included in figures shown above

WYANDOT EAST FIRE DIST

TOWNSHIP 4Y

ADDITIONAL SOURCES OF RECEIPTS

ADDITIONAL DEDUCTIONS

Other-----
 Estate Tax-----
 Cigarette Tax-----
 Special Assessments-----
 Other-----
 Total Additional Receipts-----
 Total All Receipts-----

Other-----
 County Health Dept-----
 Personal Property Reimb Admin Fee-----
 Election Expenses-----
 Advertising Delinquent-----
 Other-----
 Total Additional Deductions-----
 Total All Deductions-----

ADVANCES-----

NET DISTRIBUTION-----

106.65



-----COUNTY AUDITOR

-----DEPUTY AUDITOR

ALL TOWNSHIP

		F E E S		R E C E I P T S				
		L R E	M H	TOTAL	A/T/REA			
		RECEIPTS	RECEIPTS	RECEIPTS	NET-OF-FEES	NON-BUS	OWN-OCC	HOMESTEAD
A L L	TOWNSHIP	1030.17	118.03		102.76			1032.23
				D	13.21			
				1148.20				

CAREY CORPORATION

CORPORATION 5A

	TX/RT MILLS	EF/RT MILLS	L R E RECEIPTS	M H RECEIPTS	TOTAL RECEIPTS	F E E S A/T/REA DETAC	RECEIPTS NET-OF-FEES	NON-BUS	OWN-OCC	HOMESTEAD
FIRE PENSION	.300		23.71	.82	24.53	2.20	21.92			
#107	.300000000									
/ /	.300				8.29 D	.41				
GENERAL	1.300		102.72	3.54	106.26	9.51	94.95			
#108	1.300000000									
/ /	1.300				35.92 D	1.80				
POLICE PENSION	.300		23.71	.82	24.53	2.20	21.92			
#109	.300000000									
/ /	.300				8.29 D	.41				
A L L L E V I E S			150.14	5.18		13.91	138.79			
	1.90				D	2.62				
					155.32					
	1.9000 LRE									
	1.90 MH									

52.50 Delinquent Tax Receipts--included in figures shown above

CAREY CORPORATION

CORPORATION 5A

ADDITIONAL SOURCES OF RECEIPTS

ADDITIONAL DEDUCTIONS

 Other-----
 Estate Tax-----
 Cigarette Tax-----
 Special Assessments-----
 Other-----
 Total Additional Receipts-----
 Total All Receipts-----

 Other-----
 County Health Dept-----
 Personal Property Reimb Admin Fee-----
 Election Expenses-----
 Advertising Delinquent-----
 Other-----
 Total Additional Deductions-----
 Total All Deductions-----

ADVANCES-----

NET DISTRIBUTION----- *138.79*

-----COUNTY AUDITOR

-----DEPUTY AUDITOR

HARPSTER CORPORATION

CORPORATION 5B

ADDITIONAL SOURCES OF RECEIPTS

ADDITIONAL DEDUCTIONS

Other-----
 Estate Tax-----
 Cigarette Tax-----
 Special Assessments-----
 Other-----
 Total Additional Receipts-----
 Total All Receipts-----

Other-----
 County Health Dept-----
 Personal Property Reimb Admin Fee-----
 Election Expenses-----
 Advertising Delinquent-----
 Other-----
 Total Additional Deductions-----
 Total All Deductions-----

ADVANCES-----

NET DISTRIBUTION-----

1.11

-----COUNTY AUDITOR

-----DEPUTY AUDITOR

KIRBY CORPORATION

CORPORATION 5C

	TX/RT MILLS	EF/RT MILLS	L R E RECEIPTS	M H RECEIPTS	TOTAL RECEIPTS	F E E S A/T/REA DETAC	RECEIPTS NET-OF-FEES	NON-BUS	OWN-OCC	HOMESTEAD
GENERAL	.700		11.83	.99	12.82	1.15	11.67			
#115		.700000000								
/ /	.700									
						D				
ALL LEVIES			11.83	.99		1.15	11.67			
	.70					D				
		.7000	LRE		12.82					
		.70	MH							

KIRBY CORPORATION

CORPORATION 5C

ADDITIONAL
SOURCES OF RECEIPTS

ADDITIONAL
DEDUCTIONS

 Other-----
 Estate Tax-----
 Cigarette Tax-----
 Special Assessments-----
 Other-----
 Total Additional Receipts-----
 Total All Receipts-----

 Other-----
 County Health Dept-----
 Personal Property Reimb Admin Fee-----
 Election Expenses-----
 Advertising Delinquent-----
 Other-----
 Total Additional Deductions-----
 Total All Deductions-----

ADVANCES-----

NET DISTRIBUTION-----

11.67



-----COUNTY AUDITOR

-----DEPUTY AUDITOR

MARSEILLES CORPORATION

CORPORATION 5D

	TX/RT MILLS	EF/RT MILLS	L R E RECEIPTS	M H RECEIPTS	TOTAL RECEIPTS	F E E S A/T/REA DETAC	RECEIPTS NET-OF-FEES	NON-BUS	OWN-OCC	HOMESTEAD
GENERAL #116	1.800		.18		.18	.02	.16			
1981/2020/2025	1.800	1.018873800								
						D				
GENERAL #117	2.000		.21		.21	.02	.19			
1993/2018/2022	2.000	1.174590000								
						D				
GENERAL #118	.900		.16		.16	.01	.15			
/ /	.900	.900000000								
						D				
GENERAL #119	2.000		.20		.20	.02	.18			
1981/2020/2025	2.000	1.132082000								
						D				
GENERAL #120 NO RLBK	3.000		.49		.49	.04	.45			
2016/2021/2026	3.000	2.777628000								
						D				
A L L L E V I E S			1.24			.11	1.13			
	9.70					D				
					1.24					
		7.0029	LRE							
		9.70	MH							

MARSEILLES CORPORATION

CORPORATION 5D

ADDITIONAL
SOURCES OF RECEIPTS

ADDITIONAL
DEDUCTIONS

 Other-----
 Estate Tax-----
 Cigarette Tax-----
 Special Assessments-----
 Other-----
 Total Additional Receipts-----
 Total All Receipts-----

 Other-----
 County Health Dept-----
 Personal Property Reimb Admin Fee-----
 Election Expenses-----
 Advertising Delinquent-----
 Other-----
 Total Additional Deductions-----
 Total All Deductions-----

ADVANCES-----

NET DISTRIBUTION----- *1.13*



-----COUNTY AUDITOR

-----DEPUTY AUDITOR

NEVADA CORPORATION

CORPORATION 5E

	TX/RT MILLS	EF/RT MILLS	L R E RECEIPTS	M H RECEIPTS	TOTAL RECEIPTS	F E E S A/T/REA DETAC	RECEIPTS NET-OF-FEES	NON-BUS	OWN-OCC	HOMESTEAD
GENERAL	1.500		2.24	6.61	8.85	.79	7.86			
#121		.294732000								
1976/2017/2021	1.500									
					3.97 D	.20				
GENERAL	1.100		8.36	4.85	13.21	1.18	11.88			
#122		1.100000000								
/ /	1.100									
					2.91 D	.15				
GENERAL	5.000		37.94	22.05	59.99	5.37	53.96			
#123 NO RLBK		4.991545000								
2020/ /2025	5.000									
					13.25 D	.66				
A L L L E V I E S			48.54	33.51		7.34				73.70
	7.60					D 1.01				
		6.3862 LRE			82.05					
		7.60 MH								

20.13 Delinquent Tax Receipts--included in figures shown above

NEVADA CORPORATION

CORPORATION 5E

ADDITIONAL SOURCES OF RECEIPTS

ADDITIONAL DEDUCTIONS

Other-----
 Estate Tax-----
 Cigarette Tax-----
 Special Assessments-----
 Other-----
 Total Additional Receipts-----
 Total All Receipts-----

Other-----
 County Health Dept-----
 Personal Property Reimb Admin Fee-----
 Election Expenses-----
 Advertising Delinquent-----
 Other-----
 Total Additional Deductions-----
 Total All Deductions-----

ADVANCES-----

NET DISTRIBUTION-----

73.70

-----COUNTY AUDITOR

-----DEPUTY AUDITOR

SYCAMORE CORPORATION

CORPORATION 5F

	TX/RT MILLS	EF/RT MILLS	L R E RECEIPTS	M H RECEIPTS	TOTAL RECEIPTS	F E E S A/T/REA DETAC	RECEIPTS NET-OF-FEES	NON-BUS	OWN-OCC	HOMESTEAD
FIRE EQUIPMENT #124 2008/2018/2022	2.000 1.821698000 2.000		53.19	4.50	57.69	5.16	52.32			
					4.16 D	.21				
GENERAL #125 / /	.900 .900000000 .900		26.28	2.03	28.31	2.53	25.68			
					2.05 D	.10				
GENERAL #126 1991/2016/2020	6.000 2.890800000 6.000		84.41	13.51	97.92	8.76	88.83			
					6.60 D	.33				
A L L L E V I E S			163.88	20.04		16.45	166.83			
	8.90					D .64				
		5.6124 LRE			183.92					
		8.90 MH								

12.81 Delinquent Tax Receipts--included in figures shown above

SYCAMORE CORPORATION

CORPORATION 5F

ADDITIONAL SOURCES OF RECEIPTS

ADDITIONAL DEDUCTIONS

 Other-----
 Estate Tax-----
 Cigarette Tax-----
 Special Assessments-----
 Other-----
 Total Additional Receipts-----
 Total All Receipts-----

 Other-----
 County Health Dept-----
 Personal Property Reimb Admin Fee-----
 Election Expenses-----
 Advertising Delinquent-----
 Other-----
 Total Additional Deductions-----
 Total All Deductions-----

ADVANCES-----

NET DISTRIBUTION-----

166.83



-----COUNTY AUDITOR

-----DEPUTY AUDITOR

UPPER SANDUSKY CORP

CORPORATION 5G

	TX/RT MILLS	EF/RT MILLS	L R E RECEIPTS	M H RECEIPTS	TOTAL RECEIPTS	F E E S A/T/REA DETAC	RECEIPTS NET-OF-FEES	NON-BUS	OWN-OCC	HOMESTEAD
FIRE PENSION #127 / /	.400 .400000000 .400		25.40	2.28	27.68	2.48	24.74			
					9.15 D	.46				
GENERAL #128 / /	1.000 1.000000000 1.000		63.49	5.71	69.20	6.19	61.87			
					22.86 D	1.14				
GENERAL #129 1976/2017/2021	1.300 .227509100 1.300		14.44	7.42	21.86	1.96	19.54			
					7.28 D	.36				
GENERAL #130 / /	.700 .700000000 .700									
						D				
POLICE PENSION #131 / /	.400 .400000000 .400		25.40	2.28	27.68	2.48	24.74			
					9.15 D	.46				
A L L L E V I E S			128.73	17.69		13.11	130.89			
	3.80					D 2.42				
					146.42					
	2.7275 LRE									
	3.80 MH									

48.44 Delinquent Tax Receipts--included in figures shown above

UPPER SANDUSKY CORP

CORPORATION 5G

ADDITIONAL
SOURCES OF RECEIPTS

ADDITIONAL
DEDUCTIONS


 Other-----
 Estate Tax-----
 Cigarette Tax-----
 Special Assessments-----
 Other-----
 Total Additional Receipts-----
 Total All Receipts-----

 Other-----
 County Health Dept-----
 Personal Property Reimb Admin Fee-----
 Election Expenses-----
 Advertising Delinquent-----
 Other-----
 Total Additional Deductions-----
 Total All Deductions-----

ADVANCES-----

NET DISTRIBUTION-----

130.89



-----COUNTY AUDITOR

-----DEPUTY AUDITOR

WHARTON CORPORATION

CORPORATION 5H

ADDITIONAL SOURCES OF RECEIPTS

ADDITIONAL DEDUCTIONS

Other-----
 Estate Tax-----
 Cigarette Tax-----
 Special Assessments-----
 Other-----
 Total Additional Receipts-----
 Total All Receipts-----

Other-----
 County Health Dept-----
 Personal Property Reimb Admin Fee-----
 Election Expenses-----
 Advertising Delinquent-----
 Other-----
 Total Additional Deductions-----
 Total All Deductions-----

ADVANCES-----

NET DISTRIBUTION-----

6.40

-----COUNTY AUDITOR

-----DEPUTY AUDITOR

ALL CORPORATION

		F E E S		R E C E I P T S				
		L R E	M H	TOTAL	RECEIPTS			
		RECEIPTS	RECEIPTS	RECEIPTS	NET-OF-FEES	NON-BUS	OWN-OCC	HOMESTEAD
				A/T/REA				
				DETAC				
A L L	CORPORATION	510.33	79.68	52.80	530.52			
				D				
				590.01				
				6.69				

DORCAS CAREY PUBLIC LIBRA

OTHER 6A

	TX/RT MILLS	EF/RT MILLS	L R E RECEIPTS	M H RECEIPTS	TOTAL RECEIPTS	F E E S A/T/REA DETAC	RECEIPTS NET-OF-FEES	NON-BUS	OWN-OCC	HOMESTEAD
CURRENT EXPENSE	1.750		146.22	6.90	153.12	13.70	137.23			
#134		1.475862500								
2010/2018/2022	1.750									
					43.78 D	2.19				
A L L L E V I E S			146.22	6.90		13.70	137.23			
	1.75					D 2.19				
		1.4758 LRE			153.12					
		1.75 MH								

43.78 Delinquent Tax Receipts--included in figures shown above

DORCAS CAREY PUBLIC LIBRA

OTHER 6A

ADDITIONAL SOURCES OF RECEIPTS

ADDITIONAL DEDUCTIONS

 Other-----
 Estate Tax-----
 Cigarette Tax-----
 Special Assessments-----
 Other-----
 Total Additional Receipts-----
 Total All Receipts-----

 Other-----
 County Health Dept-----
 Personal Property Reimb Admin Fee-----
 Election Expenses-----
 Advertising Delinquent-----
 Other-----
 Total Additional Deductions-----
 Total All Deductions-----

ADVANCES-----

NET DISTRIBUTION-----

137.23



-----COUNTY AUDITOR

-----DEPUTY AUDITOR

FINDLAY-HANCOCK CO LIBRAR

OTHER 6B

ADDITIONAL SOURCES OF RECEIPTS

ADDITIONAL DEDUCTIONS

Other-----

Other-----

Estate Tax-----

County Health Dept-----

Cigarette Tax-----

Personal Property Reimb Admin Fee-----

Special Assessments-----

Election Expenses-----

Advertising Delinquent-----

Other-----

Other-----

-.02

Total Additional Receipts-----

Total Additional Deductions-----

Total All Receipts-----

Total All Deductions-----

ADVANCES-----

NET DISTRIBUTION-----

.92



-----COUNTY AUDITOR

-----DEPUTY AUDITOR

FOREST-JACKSON LIBRARY

OTHER 6C

	TX/RT MILLS	EF/RT MILLS	L R E RECEIPTS	M H RECEIPTS	TOTAL RECEIPTS	F E E S A/T/REA DETAC	RECEIPTS NET-OF-FEES	NON-BUS	OWN-OCC	HOMESTEAD
CURRENT EXPENSE	.700		15.27	4.08	19.35	1.73	17.60			
#136		.453540500								
2010/2015/2019	.700									
					.31 D	.02				
A L L L E V I E S			15.27	4.08		1.73	17.60			
	.70				D	.02				
		.4535 LRE			19.35					
		.70 MH								

.31 Delinquent Tax Receipts--included in figures shown above

FOREST-JACKSON LIBRARY

OTHER 6C

ADDITIONAL SOURCES OF RECEIPTS

ADDITIONAL DEDUCTIONS

 Other-----
 Estate Tax-----
 Cigarette Tax-----
 Special Assessments-----

 Other-----
 Total Additional Receipts-----

 Total All Receipts-----

 Other-----
 County Health Dept-----
 Personal Property Reimb Admin Fee-----
 Election Expenses-----
 Advertising Delinquent-----
 Other-----
 Total Additional Deductions-----

 Total All Deductions-----

ADVANCES-----

NET DISTRIBUTION----- 17.60

-----COUNTY AUDITOR

-----DEPUTY AUDITOR

MOHAWK COMMUNITY LIBRARY

OTHER 6D

	TX/RT MILLS	EF/RT MILLS	L R E RECEIPTS	M H RECEIPTS	TOTAL RECEIPTS	F E E S A/T/REA DETAC	RECEIPTS NET-OF-FEES	NON-BUS	OWN-OCC	HOMESTEAD
CURRENT EXPENSE	.800		84.16	5.63	89.79	8.04	81.27			
#137		.630700000								
2010/2015/2019	.800				9.53 D	.48				
A L L L E V I E S			84.16	5.63		8.04	81.27			
	.80				89.79	D .48				
		.6307 LRE								
		.80 MH								

9.53 Delinquent Tax Receipts--included in figures shown above

MOHAWK COMMUNITY LIBRARY

OTHER 6D

ADDITIONAL SOURCES OF RECEIPTS

ADDITIONAL DEDUCTIONS

Other-----
 Estate Tax-----
 Cigarette Tax-----
 Special Assessments-----
 Other-----
 Total Additional Receipts-----
 Total All Receipts-----

Other-----
 County Health Dept-----
 Personal Property Reimb Admin Fee-----
 Election Expenses-----
 Advertising Delinquent-----
 Other-----
 Total Additional Deductions-----
 Total All Deductions-----

ADVANCES-----

NET DISTRIBUTION----- *81.27*

-----COUNTY AUDITOR

-----DEPUTY AUDITOR

UPPER SANDUSKY LIBRARY

OTHER 6E

	TX/RT MILLS	EF/RT MILLS	L R E RECEIPTS	M H RECEIPTS	TOTAL RECEIPTS	F E E S A/T/REA DETAC	RECEIPTS NET-OF-FEES	NON-BUS	OWN-OCC	HOMESTEAD
CURRENT EXPENSE	1.400		229.29	35.48	264.77	23.74	236.82			
#138		1.023030400								
2009/2019/2023	1.400									
					84.25 D	4.21				
A L L L E V I E S			229.29	35.48		23.74	236.82			
	1.40					D 4.21				
		1.0230 LRE			264.77					
		1.40 MH								

84.25 Delinquent Tax Receipts--included in figures shown above

U P P E R S A N D U S K Y L I B R A R Y

OTHER 6E

A D D I T I O N A L
S O U R C E S O F R E C E I P T S

A D D I T I O N A L
D E D U C T I O N S

Other-----
 Estate Tax-----
 Cigarette Tax-----
 Special Assessments-----
 Other-----
 Total Additional Receipts-----
 Total All Receipts-----

Other-----
 County Health Dept-----
 Personal Property Reimb Admin Fee-----
 Election Expenses-----
 Advertising Delinquent-----
 Other-----
 Total Additional Deductions-----
 Total All Deductions-----

A D V A N C E S -----

N E T D I S T R I B U T I O N ----- *236.82*



----- COUNTY AUDITOR

----- DEPUTY AUDITOR

ALL OTHER

		F E E S				R E C E I P T S			
		L R E	M H	TOTAL	A/T/REA	R E C E I P T S			
		RECEIPTS	RECEIPTS	RECEIPTS	DETAC	NET-OF-FEES	NON-BUS	OWN-OCC	HOMESTEAD
A L L	OTHER	475.64	52.42		47.30	473.86			
				D	6.90				
				528.06					

G R A N D	T O T A L S	21,442.98	2,907.69		2,179.27	21,913.79			
				D	257.61				
				24,350.67					