

		CURRENT R/E	PRIOR	REF/ADJ	MANU HOMES	NON-BUSI	CR OWN	OCC CR	HOMESTEAD
1	ANTRIM TOWNSHIP /RIDGEDALE LOCAL S	94960.78	486.58			13545.73	1484.64		3301.81
2	ANTRIM TOWNSHIP /WYNFORD LOCAL S D	202682.01	1399.51			23173.44	2660.30		8906.37
3	ANTRIM TOWNSHIP /NEVADA CORPORATIO	56890.42	2566.53			6144.02	949.22		7423.10
4	ANTRIM TOWNSHIP /UPPER SANDUSKY S	28650.71				4388.03	318.38		1010.73
5	CRANE TOWNSHIP /UPPER SANDUSKY S	296286.68	2881.97			41591.18	4339.36		8437.80
6	CRANE TOWNSHIP /UPPER SANDUSKY CO	1128041.98	5605.99	790.87- ✓		137763.28	25041.28		72449.18
7	CRANE TOWNSHIP /WYNFORD LOCAL S D	943.55				264.20	9.05		
8	CRANE TOWNSHIP /MOHAWK LOCAL S D	12286.07	36.71			1920.29	212.76		999.78
9	CRAWFORD TOWNSHIP/CAREY S D	423176.91				56699.63	6146.90		13298.93
10	CRAWFORD TOWNSHIP/CAREY CORPORATION	586415.92	5020.58			76683.86	13969.16		32398.36
11	CRAWFORD TOWNSHIP/UPPER SANDUSKY S	8110.59				770.62	97.32		140.10
12	EDEN TOWNSHIP /UPPER SANDUSKY S	126689.38	52.86			15941.55	1668.70		4599.82
13	EDEN TOWNSHIP /WYNFORD LOCAL S D	76930.67	28.10			9469.91	1206.55		3304.49
14	EDEN TOWNSHIP /NEVADA CORPORATIO	50969.82	2905.57			5377.27	998.09		4452.80
15	EDEN TOWNSHIP /MOHAWK LOCAL S D	1199.57				304.73			
16	JACKSON TOWNSHIP /UPPER SANDUSKY S	25378.47				3582.55	228.37		718.50
17	JACKSON TOWNSHIP /KIRBY CORPORATION	5704.61				723.30	108.91		285.88
18	JACKSON TOWNSHIP /RIVERDALE S D HAR	132839.76	2092.60			22890.15	1674.90		3067.05
19	JACKSON TOWNSHIP /KENTON CITY S D H	15676.91	1378.70			2044.45	130.78		454.47
20	MIFFLIN TOWNSHIP /UPPER SANDUSKY S	313974.59	290.00			41099.48	3605.56		7086.47
21	MIFFLIN TOWNSHIP /KIRBY CORPORATION	3127.28				550.47	99.39		1080.26
22	MIFFLIN TOWNSHIP /RIVERDALE S D HAR	1927.92				494.69	30.73		141.31
23	MARSEILLES TOWNSH/UPPER SANDUSKY S	127747.83	789.10			17503.74	977.81		3924.04
24	MARSEILLES TOWNSH/MARSEILLES CORPORA	5226.56	300.00			1319.01	199.29		1564.02
25	MARSEILLES TOWNSH/KENTON CITY S D H	8285.57				2582.12	193.27		619.16
26	PITT TOWNSHIP /UPPER SANDUSKY S	331087.78	752.10	107.30- ✓		41500.77	4613.49		8918.03
27	PITT TOWNSHIP /HARPSTER CORPORAT	51010.91	28.03			5724.53	854.14		5296.49
28	PITT TOWNSHIP /WYNFORD LOCAL S D	6621.55				790.43	100.47		353.48
29	RICHLAND TOWNSHIP/RIVERDALE S D HAR	260228.14	1865.17			36987.46	2884.46		5898.67
30	RICHLAND TOWNSHIP/WHARTON CORPORATI	43003.62	457.00			5753.58	814.05		2928.86
31	RIDGE TOWNSHIP /CAREY S D	126784.57				15777.97	1747.62		3377.78
32	RIDGE TOWNSHIP /RIVERDALE S D HAR	33167.53	8261.12			5270.54	395.34		428.52
33	RIDGE TOWNSHIP /VANLUE S D HANCOC	39189.72	306.96			5643.18	495.80		1273.76
34	SALEM TOWNSHIP /UPPER SANDUSKY S	356987.80	2412.93	40.33- ✓		44186.70	4655.74		7726.86
35	SALEM TOWNSHIP /RIVERDALE S D HAR	28303.35	4796.64			4060.64	333.61		1018.36
36	SYCAMORE TOWNSHIP/MOHAWK LOCAL S D	208900.12	1401.43	64.19- ✓		31299.50	2998.80		8415.23
37	SYCAMORE TOWNSHIP/SYCAMORE CORPORAT	118021.74	1397.23			17517.23	3196.04		13048.89
38	TYMOCHTEE TOWNSHI/MOHAWK LOCAL S D	349525.41	2177.13	57.52- ✓		50057.75	4992.61		13337.64
39	TYMOCHTEE TOWNSHI/UPPER SANDUSKY S	33792.16	700.00			5082.15	543.00		669.30
40	EDEN TWP /UPPER SANDUSKY S	66099.54				9272.04	1033.12		2736.19
41	PITT TOWNSHIP /UPPER CORPORATION	764.44				93.52			
42	SALEM TOWNSHIP /UPPER SANDUSKY CO					32.19			

** COUNTY TOTALS **

5787612.94	50390.54	1060.21-	765877.88	96009.01	255092.49
------------	----------	----------	-----------	----------	-----------

		CURRENT R/E	PRIOR	REF/ADJ	PERS/PROPTY	NON-BUSI CR OWN OCC CR	HOMESTEAD
1	ANTRIM TOWNSHIP /RIDGEDALE LOCAL S	9083.32	1959.26		17557.84		
2	ANTRIM TOWNSHIP /WYNFORD LOCAL S D	2048.13	23830.20		36926.79		
3	ANTRIM TOWNSHIP /NEVADA CORPORATIO	8483.40	3834.94		12853.55		
4	ANTRIM TOWNSHIP /UPPER SANDUSKY S	644.40			6561.07		
5	CRANE TOWNSHIP /UPPER SANDUSKY S	11551.68			74450.76	10.95	153.87
6	CRANE TOWNSHIP /UPPER SANDUSKY CO	553630.44	5527.17	56574.08- ✓	176019.74		
7	CRANE TOWNSHIP /WYNFORD LOCAL S D				1561.35		
8	CRANE TOWNSHIP /MOHAWK LOCAL S D	343.61			3419.30		
9	CRAWFORD TOWNSHIP/CAREY S D	20755.08			86907.02		
10	CRAWFORD TOWNSHIP/CAREY CORPORATION	222465.64		3422.14- ✓	25781.49	8.74	
11	CRAWFORD TOWNSHIP/UPPER SANDUSKY S				187.52		
12	EDEN TOWNSHIP /UPPER SANDUSKY S	654.32			20336.41		
13	EDEN TOWNSHIP /WYNFORD LOCAL S D	4447.58			13842.52		
14	EDEN TOWNSHIP /NEVADA CORPORATIO	652.33			16113.14		
15	EDEN TOWNSHIP /MOHAWK LOCAL S D				218.94		
16	JACKSON TOWNSHIP /UPPER SANDUSKY S	283.66			4747.75		
17	JACKSON TOWNSHIP /KIRBY CORPORATION	2457.45			1631.20		
18	JACKSON TOWNSHIP /RIVERDALE S D HAR				12955.93		
19	JACKSON TOWNSHIP /KENTON CITY S D H				3345.70		
20	MIFFLIN TOWNSHIP /UPPER SANDUSKY S	1345.68			20692.06		
21	MIFFLIN TOWNSHIP /KIRBY CORPORATION	131.30			822.59		
22	MIFFLIN TOWNSHIP /RIVERDALE S D HAR				1.83		
23	MARSEILLES TOWNSH/UPPER SANDUSKY S				36494.25		
24	MARSEILLES TOWNSH/MARSEILLES CORP				2664.02		
25	MARSEILLES TOWNSH/KENTON CITY S D H				4761.73		
26	PITT TOWNSHIP /UPPER SANDUSKY S	11369.43			112064.70		
27	PITT TOWNSHIP /HARPSTER CORPORAT	2107.14			8993.19		
28	PITT TOWNSHIP /WYNFORD LOCAL S D				47.32		
29	RICHLAND TOWNSHIP/RIVERDALE S D HAR	270.44			33185.23		
30	RICHLAND TOWNSHIP/WHARTON CORPORATI	8753.18			2845.24		
31	RIDGE TOWNSHIP /CAREY S D	88.37			17320.91		
32	RIDGE TOWNSHIP /RIVERDALE S D HAR	20.87			6092.63		
33	RIDGE TOWNSHIP /VANLUE S D HANCO	238.17			4494.38		
34	SALEM TOWNSHIP /UPPER SANDUSKY S	34681.57			47800.26		
35	SALEM TOWNSHIP /RIVERDALE S D HAR				3353.66		
36	SYCAMORE TOWNSHIP/MOHAWK LOCAL S D	901.56			56252.95		
37	SYCAMORE TOWNSHIP/SYCAMORE CORPORAT	25827.11			3477.17		
38	TYMOCHTEE TOWNSHI/MOHAWK LOCAL S D	8325.63			83570.79	27.26	187.84
39	TYMOCHTEE TOWNSHI/UPPER SANDUSKY S				2871.24		
40	EDEN TWP /UPPER SANDUSKY S						
41	PITT TOWNSHIP /UPPER CORPORATION				315.19		
42	SALEM TOWNSHIP /UPPER SANDUSKY CO				294.53		

** COUNTY TOTALS **

931561.49	35151.57	59996.22-	963833.89	8.74	38.21	341.71
			P/P			
			PRIOR P/P			

TOTAL COLLECTION & ROLLEBACKS:		8,885,918.47
REAL ESTATE ASSESSMENT		
.0400000	(1ST \$ 500,000)	20,000.00
.0200000	(NEXT \$10,000,000)	167,718.37
.0075000	(BALANCE)	.00
T O T A L		187,718.37 *
AUDITOR		
.0250000	(1ST \$ 100,000)	2,500.00
.0083180	(NEXT \$ 2,000,000)	16,636.00
.0066550	(NEXT \$ 2,000,000)	13,310.00
.0016630	(BALANCE)	7,958.98
T O T A L		40,404.98 *
TREASURER		
.0094950	(1ST \$ 5,690,000)	54,026.55
.0019960	(BALANCE)	6,379.05
T O T A L		60,405.60 *
GRAND TOTAL FEES:		288,528.95 *

WYANDOT COUNTY

COUNTY 1A

		F E E S					R E C E I P T S				
	TX/RT MILLS	EF/RT MILLS	REAL RECEIPTS	PERS-PROP RECEIPTS	TOTAL RECEIPTS	A/T/REA DETAC	NET-OF-FEES	NON-BUSI	OWNER OC	HOMESTEAD	

COUNTY GENERAL	2.900		500493.07	50071.05	550564.12	21146.50	529125.65	68253.24	8552.24	19220.23	
# 1	2.900000000		435327.73		3764.55	17252.31	188.23	417887.19	68252.64	19195.42	
/ /	2.900000000		65165.34		2074.78	3894.19	103.74	111238.46	.60	24.81	
					5839.33	D 291.97			2.99		

HEALTH DISTRICT	.700		137555.96	12086.11	149642.07	5042.03	144532.42			4638.69	
# 2 NO RLBK	.700000000		123617.46		908.68	4164.35	45.43	119407.68		4633.38	
2019/2019/2024	.620258800		13938.50		443.75	877.68	22.19	25124.74		5.31	
					1352.43	D 67.62					

MENTAL HEALTH/REC	.600		117846.75	10359.55	128206.30	4319.71	123828.72			3976.00	
# 3 NO RLBK	.600000000		105957.84		778.86	3569.44	38.94	102349.46		3971.47	
2017/ /	.529053000		11888.91		378.51	750.27	18.93	21479.26		4.53	
					1157.37	D 57.87					

SENIOR CITIZENS	1.000		196508.53	17265.89	213774.42	7202.90	206474.92			6626.70	
# 4 NO RLBK	1.000000000		176596.41		1298.13	5949.07	64.91	170582.43		6619.12	
2019/ /2024	.886084000		19912.12		633.94	1253.83	31.69	35892.49		7.58	
					1932.07	D 96.60					

SENIOR CITIZENS	.800		104333.45	13812.71	118146.16	4506.77	113575.90	13872.79	1738.38	3907.61	
# 5	.589438400		88482.45		765.18	3506.61	38.26	84937.58	13872.64	3901.58	
2009/2019/2024	.705404000		15851.00		504.68	1000.16	25.23	28638.32	.15	6.03	
					1269.86	D 63.49			.72		

A L L L E V I E S				103,595.31		42,217.91		82,126.03		38,369.23	
		1,056,737.76						1,117,537.61		10,290.62	
CLASS-1						34,441.78	375.77	82,125.28		38,320.97	
		929,981.89			7515.40			895,164.34		10,286.91	
CLASS-2						7,776.13	201.78	.75		48.26	
		126,755.87			4035.66			222,373.27		3.71	
					D 577.55						
6.000					1,160,333.07						
	5.7894	AGR-RES									
	5.6406	COM-IND									

11,551.06 Delinquent Tax Receipts--included in figures shown above

WYANDOT COUNTY

COUNTY 1A

ADDITIONAL SOURCES OF RECEIPTS

ADDITIONAL DEDUCTIONS

Other-----
 Estate Tax-----
 Cigarette Tax-----
 Special Assessments-----
 Total Additional Receipts-----
 Total All Receipts----- 1,117,537.61

Other-----
 County Health Dept-----
 Personal Property Reimb Admin Fee-----
 Election Expenses----- 6,739.04
 Advertising Delinquent-----
 Total Additional Deductions----- 6,739.04
 Total All Deductions----- 6,739.04

ADVANCES-----

NET DISTRIBUTION----- 1,110,798.57

-----COUNTY AUDITOR

-----DEPUTY AUDITOR

Sexual

529,125.65

Health

144,532.42

MHL5B

123,828.72

Senior

320,050.82 - 6,739.04 = 313,311.78

WYANDOT COUNTY							COUNTY	1B			
F E E S							R E C E I P T S				
TX/RT	EF/RT	REAL	PERS-PROP	TOTAL	A/T/REA		NET-OF-FEES	NON-BUSI	OWNER	OC	HOMESTEAD
MILLS	MILLS	RECEIPTS	RECEIPTS	RECEIPTS	DETAC						

ANGELINE SCHOOLS	2.950	353323.95	50934.34	404258.29	15373.91		388663.83	46232.17	5793.59		13024.49
# 6	1.964343050	294873.39		2549.94	11686.02	127.50	283059.87	46231.63	5790.90		13002.23
2006/2011/CONT	2.601177250	58450.56		1860.99	3687.89	93.05	105603.96	.54	2.69		22.26
				4410.93	D 220.55						

ANGELINE SCHOOLS	1.500	294616.91	25898.81	320515.72	10799.27		309571.78				9939.97
# 7 NO RLBK	1.500000000	264894.64		1947.20	8923.61	97.36	255873.67				9928.66
2017/ /CONT	1.322632500	29722.27		946.27	1875.66	47.31	53698.11				11.31
				2893.47	D 144.67						

A L L	L E V I E S		76,833.15		26,173.18			46,232.17			22,964.46
		647,940.86					698,235.61		5,793.59		
	CLASS-1				20,609.63	224.86		46,231.63			22,930.89
		559,768.03		4497.14			538,933.54		5,790.90		
	CLASS-2				5,563.55	140.36		.54			33.57
		88,172.83		2807.26			159,302.07		2.69		
					D 365.22						
	4.450			724,774.01							
	3.4643	AGR-RES									
	3.9237	COM-IND									

7,304.40 Delinquent Tax Receipts--included in figures shown above

WYANDOT COUNTY

COUNTY 1B

ADDITIONAL SOURCES OF RECEIPTS

ADDITIONAL DEDUCTIONS

Other-----

Other-----

Estate Tax-----

County Health Dept-----

Cigarette Tax-----

Personal Property Reimb Admin Fee-----

Special Assessments-----

Election Expenses-----

Advertising Delinquent-----

Total Additional Receipts-----

Total Additional Deductions-----

Total All Receipts----- 698,235.61

Total All Deductions-----

ADVANCES-----

NET DISTRIBUTION----- 698,235.61

-----COUNTY AUDITOR

-----DEPUTY AUDITOR

ALL COUNTY

		F E E S					
REAL	PERS-PROP	TOTAL	A/T/REA	R E C E I P T S			
RECEIPTS	RECEIPTS	RECEIPTS	DETAC	NET-OF-FEES	NON-BUSI	OWNER	OC HOMESTEAD
A L L	COUNTY	1704678.62	180428.46	68391.09	1815773.22	128358.20	16084.21 61333.69
			D	942.77			
		1885107.08					

CAREY EVSD

BOARD OF ED 2A

		CAREY EVSD				FEES		BOARD OF ED 2A			
		TX/RT MILLS	EF/RT MILLS	REAL RECEIPTS	PERS-PROP RECEIPTS	TOTAL RECEIPTS	A/T/REA DETAC	RECEIPTS NET-OF-FEES	NON-BUSI	OWNER OC	HOMESTEAD
BOND		4.850		168872.59	9101.35	177973.94	6781.48	171160.61	21162.25	3096.31	6254.23
# 8		4.850000000		143292.86		637.07	5643.50	137617.51	21161.24	3096.31	6254.23
	2013/ /2049	4.850000000		25579.73			1137.98	33543.10	1.01		
						637.07 D	31.85				
CLASSROOM FACILIT		.500		15047.89	938.29	15986.18	608.01	15375.35	1876.48	274.55	554.57
# 9		.430055500		12705.96		56.49	500.42	12202.72	1876.39	274.55	554.57
	2013/ /2035	.444037000		2341.93			107.59	3172.63	.09		
						56.49 D	2.82				
GENERAL		7.800		139365.54	14637.21	154002.75	5760.52	148218.27	15921.44	2329.45	4705.23
# 10		3.648793200		107803.31		479.29	4245.77	103533.58	15920.20	2329.45	4705.23
	1991/ /CONT	5.984300400		31562.23			1514.75	44684.69	1.24		
						479.29 D	23.96				
GENERAL		2.900		28215.45	5442.04	33657.49	1253.27	32399.14	3372.90	493.48	996.80
# 11		.772995000		22838.08		101.54	899.46	21933.54	3372.69	493.48	996.80
	1977/ /CONT	1.019564600		5377.37			353.81	10465.60	.21		
						101.54 D	5.08				
GENERAL		4.800		84694.59	9007.51	93702.10	3509.74	90177.61	9797.77	1433.50	2895.53
# 12		2.245411200		66340.49		294.95	2612.78	63712.96	9797.05	1433.50	2895.53
	1989/ /CONT	3.479995200		18354.10			896.96	26464.65	.72		
						294.95 D	14.75				
GENERAL		5.000		72902.19	9382.82	82285.01	3075.46	79196.80	8467.59	1238.89	2502.42
# 13		1.940570000		57333.99		254.90	2258.06	55063.18	8466.98	1238.89	2502.42
	1979/ /CONT	2.951780000		15568.20			817.40	24133.62	.61		
						254.90 D	12.75				
GENERAL		24.400		237398.83	45788.18	283187.01	10544.74	272599.55	28378.87	4152.14	8386.87
# 14		6.503820000		192154.84		854.31	7567.90	184544.22	28377.09	4152.14	8386.87
	1976/ /CONT	8.578405600		45243.99			2976.84	88055.33	1.78		
						854.31 D	42.72				
GENERAL		5.000		174095.45	9382.82	183478.27	6991.21	176454.22	21816.75	3192.08	6447.65
# 15		5.000000000		147724.59		656.78	5818.04	141873.71	21815.71	3192.08	6447.65
	/ /	5.000000000		26370.86			1173.17	34580.51	1.04		
						656.78 D	32.84				
A L L	L E V I E S			103,680.22		38,524.43		110,794.05		32,743.30	
				920,592.53				985,581.55		16,210.40	
	CLASS-1					29,545.93		110,787.35		32,743.30	
				750,194.12		3335.33		720,481.42		16,210.40	
	CLASS-2					8,978.50		6.70			
				170,398.41				265,100.13			
							D	166.77			
		55.250				1,024,272.75					
		25.3913	AGR-RES								
		32.3078	COM-IND								

3,335.33 Delinquent Tax Receipts--included in figures shown above

CAREY EVSD

BOARD OF ED 2A

ADDITIONAL SOURCES OF RECEIPTS


ADDITIONAL DEDUCTIONS

Other-----
 Estate Tax-----
 Cigarette Tax-----
 Special Assessments-----
 Total Additional Receipts-----
 Total All Receipts----- 985,581.55

Other-----
 County Health Dept-----
 Personal Property Reimb Admin Fee-----
 Election Expenses----- 1,548.83
 Advertising Delinquent-----
 Total Additional Deductions----- 1,548.83
 Total All Deductions----- 1,548.83

ADVANCES-----

NET DISTRIBUTION----- 984,032.72



-----COUNTY AUDITOR

-----DEPUTY AUDITOR

KENTON CSD

BOARD OF ED 2B

		KENTON CSD					BOARD OF ED 2B					
		FEEES					RECEIPTS					
		TX/RT	EF/RT	REAL	PERS-PROP	TOTAL	A/T/REA	NET-OF-FEES	NON-BUSI	OWNER	OC	HOMESTEAD
		MILLS	MILLS	RECEIPTS	RECEIPTS	RECEIPTS	DETAC					
BOND		3.200		2017.06	470.68	2487.74	98.28		2383.80	422.28	29.55	87.11
# 16		3.200000000		2017.06		113.26	82.99	5.66	1928.41	422.28	29.55	87.11
	2011/ /2038	3.200000000					15.29		455.39			
						113.26 D	5.66					
CLASSROOM FACILIT		.500		251.79	73.54	325.33	12.75		311.87	52.71	3.69	10.87
# 17		.399448500		251.79		14.14	10.36	.71	240.72	52.71	3.69	10.87
	2011/ /CONT	.498286500					2.39		71.15			
						14.14 D	.71					
GENERAL		4.800		1887.17	706.00	2593.17	100.57		2487.30	395.08	27.64	81.49
# 18		2.993918400		1887.17		105.97	77.65	5.30	1804.22	395.08	27.64	81.49
	1985/ /CONT	4.783550400					22.92		683.08			
						105.97 D	5.30					
GENERAL		3.500		2206.18	514.79	2720.97	107.49		2607.29	461.86	32.31	95.27
# 19		3.500000000		2206.18		123.88	90.77	6.19	2109.22	461.86	32.31	95.27
	/ /	3.500000000					16.72		498.07			
						123.88 D	6.19					
GENERAL		4.600		1749.34	676.59	2425.93	93.95		2327.07	366.22	25.62	75.54
# 20		2.775244400		1749.34		98.23	71.98	4.91	1672.45	366.22	25.62	75.54
	1980/ /CONT	3.409888000					21.97		654.62			
						98.23 D	4.91					
GENERAL		21.300		7393.39	3132.91	10526.30	405.93		10099.61	1547.82	108.31	319.27
# 21		11.729356200		7393.39		415.15	304.21	20.76	7068.42	1547.82	108.31	319.27
	1976/ /CONT	13.554659700					101.72		3031.19			
						415.15 D	20.76					
A L L	L E V I E S				5,574.51		818.97			3,245.97		669.55
				15,504.93					20,216.94		227.12	
	CLASS-1						637.96	43.53		3,245.97		669.55
				15,504.93		870.63			14,823.44		227.12	
	CLASS-2						181.01					
									5,393.50			
							D					
		37.900				21,079.44	43.53					
		24.5978		AGR-RES								
		28.9461		COM-IND								

870.63 Delinquent Tax Receipts--included in figures shown above

KENTON CSD

BOARD OF ED 2B

ADDITIONAL
SOURCES OF RECEIPTS

ADDITIONAL
DEDUCTIONS

Other-----

Other-----

Estate Tax-----

County Health Dept-----

Cigarette Tax-----

Personal Property Reimb Admin Fee-----

Special Assessments-----

Election Expenses----- 455.18

Advertising Delinquent-----

Total Additional Receipts-----

Total Additional Deductions----- 455.18

Total All Receipts----- 20,216.94

Total All Deductions----- 455.18

ADVANCES-----

NET DISTRIBUTION----- 19,761.76



-----COUNTY AUDITOR

-----DEPUTY AUDITOR

MOHAWK LSD

BOARD OF ED 2C

		MOHAWK LSD					BOARD OF ED 2C				
		F E E S					R E C E I P T S				
	TX/RT	EF/RT	REAL	PERS-PROP	TOTAL	A/T/REA	R E C E I P T S				
	MILLS	MILLS	RECEIPTS	RECEIPTS	RECEIPTS	DETAC	NET-OF-FEES	NON-BUSI	OWNER	OC	HOMESTEAD
BOND	1.860		33785.24	4876.21	38661.45	1502.20	37147.46	5320.22	594.94	1681.29	
# 22	1.860000000		32415.86		235.89	1298.92	11.79	31105.15	5320.22	593.69	1673.34
2003/	/2030		1369.38			203.28		6042.31		1.25	7.95
					235.89	D 11.79					
BOND	.400		7265.64	1048.65	8314.29	323.05	7988.70	1144.14	127.94	361.56	
# 23	.400000000		6971.15		50.72	279.34	2.54	6689.27	1144.14	127.67	359.85
2003/	/2030		294.49			43.71		1299.43		.27	1.71
					50.72	D 2.54					
CLASSROOM FACILIT	.500		6178.83	1310.82	7489.65	287.47	7200.07	953.68	106.76	302.10	
# 24	.333415000		5810.72		42.29	232.84	2.11	5575.77	953.68	106.42	299.96
2003/	/2025		368.11			54.63		1624.30		.34	2.14
					42.29	D 2.11					
GENERAL	6.000		63301.33	15729.72	79031.05	3022.84	75986.40	9838.49	1100.95	3113.92	
# 25	3.439626000		59945.39		436.24	2402.03	21.81	57521.55	9838.49	1097.89	3094.44
1980/	/CONT		3355.94			620.81		18464.85		3.06	19.48
					436.24	D 21.81					
GENERAL	22.900		210521.98	60035.10	270557.08	10314.14	260169.89	32948.68	3685.72	10419.88	
# 26	11.519158000		200754.47		1460.92	8044.31	73.05	192637.11	32948.68	3676.81	10363.18
1976/	/CONT		9767.51			2269.83		67532.78		8.91	56.70
					1460.92	D 73.05					
GENERAL	5.000		90820.53	13108.09	103928.62	4038.18	99858.73	14301.69	1599.31	4519.61	
# 27	5.000000000		87139.39		634.14	3491.71	31.71	83615.97	14301.69	1595.95	4498.24
/	/		3681.14			546.47		16242.76		3.36	21.37
					634.14	D 31.71					
GENERAL	3.000		32981.58	7864.85	40846.43	1563.62	39271.48	5112.49	572.18	1618.64	
# 28	1.787370000		31150.07		226.68	1248.20	11.33	29890.54	5112.49	570.51	1608.01
1986/	/CONT		1831.51			315.42		9380.94		1.67	10.63
					226.68	D 11.33					
A L L L E V I E S				103,973.44		21,051.50		69,619.39		22,017.00	
			444,855.13					527,622.73		7,787.80	
	CLASS-1					16,997.35	154.34	69,619.39		21,897.02	
			424,187.05		3086.88			407,035.36		7,768.94	
	CLASS-2					4,054.15					119.98
			20,668.08					120,587.37		18.86	
						D 154.34					
	39.660				548,828.57						
	24.3394	AGR-RES									
	28.0728	COM-IND									

3,086.88 Delinquent Tax Receipts--included in figures shown above


MOHAWK LSD

BOARD OF ED 2C

ADDITIONAL SOURCES OF RECEIPTS		ADDITIONAL DEDUCTIONS	
Other-----		Other-----	
Estate Tax-----		County Health Dept-----	
Cigarette Tax-----		Personal Property Reimb Admin Fee-----	
Special Assessments-----		Election Expenses-----	1,194.82
		Advertising Delinquent-----	
Total Additional Receipts-----		Total Additional Deductions-----	1,194.82
Total All Receipts-----	527,622.73	Total All Deductions-----	1,194.82

ADVANCES-----

NET DISTRIBUTION----- 526,427.91



-----COUNTY AUDITOR

-----DEPUTY AUDITOR

RIDGEDALE LSD

BOARD OF ED 2D

		R I D G E D A L E L S D					B O A R D O F E D 2 D				
		F E E S									
	TX/RT	EF/RT	REAL	PERS-PROP	TOTAL	A/T/REA	R E C E I P T S				
	MILLS	MILLS	RECEIPTS	RECEIPTS	RECEIPTS	DETAC	NET-OF-FEES	NON-BUSI	OWNER	OC	HOMESTEAD
EMERGENCY	3.740		10015.76	1042.49	11058.25	421.15	10625.68	1438.08	157.62	316.41	
# 29	3.740000000		8991.20		46.63	354.03	2.33	8634.84	1438.08	157.62	316.41
2012/	/2016		1024.56		181.78	67.12	9.09	1990.84			
					228.41	D 11.42					
GENERAL	5.500		14729.06	1533.07	16262.13	619.34	15625.99	2114.83	231.79	465.30	
# 30	5.500000000		13222.36		68.57	520.64	3.43	12698.29	2114.83	231.79	465.30
/	/		1506.70		267.33	98.70	13.37	2927.70			
					335.90	D 16.80					
GENERAL	4.500		6680.49	1254.33	7934.82	298.53	7628.01	946.96	103.79	208.35	
# 31	2.462733000		5920.56		30.70	233.13	1.54	5685.89	946.96	103.79	208.35
1978/	/CONT		759.93		134.83	65.40	6.74	1942.12			
					165.53	D 8.28					
GENERAL	30.700		35313.45	8557.32	43870.77	1646.17	42187.78	5134.37	562.74	1129.66	
# 32	13.352872900		32101.17		166.48	1264.00	8.32	30828.85	5134.37	562.74	1129.66
1976/	/CONT		3212.28		569.95	382.17	28.50	11358.93			
					736.43	D 36.82					
A L L	L E V I E S			12,387.21		2,985.19		9,634.24		2,119.72	
			66,738.76					76,067.46		1,055.94	
	CLASS-1					2,371.80	15.62	9,634.24		2,119.72	
			60,235.29		312.38			57,847.87		1,055.94	
	CLASS-2					613.39	57.70				
			6,503.47		1153.89			18,219.59			
						D 73.32					
	44.440				79,125.97						
	25.0555	AGR-RES									
	23.7399	COM-IND									

1,466.27 Delinquent Tax Receipts--included in figures shown above

RIDGEDALE LSD

BOARD OF ED 2D

ADDITIONAL
SOURCES OF RECEIPTS

ADDITIONAL
DEDUCTIONS

Other-----

Other-----

Estate Tax-----

County Health Dept-----

Cigarette Tax-----

Personal Property Reimb Admin Fee-----

Special Assessments-----

Election Expenses----- 338.99

Advertising Delinquent-----

Total Additional Receipts-----

Total Additional Deductions----- 338.99

Total All Receipts----- 76,067.46

Total All Deductions----- 338.99

ADVANCES-----

NET DISTRIBUTION----- 75,728.47



-----COUNTY AUDITOR

-----DEPUTY AUDITOR

RIVERDALE LSD

BOARD OF ED 2E

		F E E S		R E C E I P T S		R E C E I P T S					
	TX/RT	EF/RT	REAL	PERS-PROP	TOTAL	A/T/REA	NET-OF-FEES	NON-BUSI	OWNER	OC	HOMESTEAD
	MILLS	MILLS	RECEIPTS	RECEIPTS	RECEIPTS	DETAC					
CLASSROOM FACILI	.500		3952.57	691.80	4644.37	176.52	4461.19	638.87	51.93		101.30
# 33	.283149500		3842.42		133.17	150.48	6.66	3685.28	638.87	51.93	101.30
2001/ /2022	.464988500		110.15			26.04		775.91			
					133.17 D	6.66					
BOND	2.900		40040.78	4012.50	44053.28	1693.85	42291.23	6543.40	531.72		1037.52
# 34	2.900000000		39353.82		1363.90	1541.25	68.20	37744.37	6543.40	531.72	1037.52
2000/ /2022	2.900000000		686.96			152.60		4546.86			
					1363.90 D	68.20					
GENERAL	20.500		245032.67	28364.21	273396.88	10492.72	262485.95	40127.38	3260.70		6362.56
# 35	17.784242000		241337.27		8364.13	9451.73	418.21	231467.33	40127.38	3260.70	6362.56
1976/ /CONT	15.600008000		3695.40			1040.99		31018.62			
					8364.13 D	418.21					
GENERAL	4.400		60751.55	6087.93	66839.48	2569.97	64166.04	9927.92	806.74		1574.16
# 36	4.400000000		59709.26		2069.37	2338.45	103.47	57267.34	9927.92	806.74	1574.16
/ /	4.400000000		1042.29			231.52		6898.70			
					2069.37 D	103.47					

A L L L E V I E S											
			349,777.57	39,156.44		14,933.06		57,237.57			9,075.54
CLASS-1						13,481.91	596.54	373,404.41		4,651.09	9,075.54
CLASS-2			344,242.77		11930.57			330,164.32		4,651.09	
			5,534.80			1,451.15		43,240.09			
							D	596.54			
28.300					388,934.01						
	25.3673	AGR-RES									
	23.3649	COM-IND									

11,930.57 Delinquent Tax Receipts--included in figures shown above

RIVERDALE LSD

BOARD OF ED 2E

ADDITIONAL
SOURCES OF RECEIPTS

ADDITIONAL
DEDUCTIONS

Other-----

Other-----

Estate Tax-----

County Health Dept-----

Cigarette Tax-----

Personal Property Reimb Admin Fee-----

Special Assessments-----

Election Expenses----- 3,178.23

Advertising Delinquent-----

Total Additional Receipts-----

Total Additional Deductions----- 3,178.23

Total All Receipts----- 373,404.41

Total All Deductions----- 3,178.23

ADVANCES-----

NET DISTRIBUTION----- 370,226.18



-----COUNTY AUDITOR

-----DEPUTY AUDITOR

UPPER SANDUSKY EVSD

BOARD OF ED 2F

		F E E S					R E C E I P T S				
	TX/RT MILLS	EF/RT MILLS	REAL RECEIPTS	PERS-PROP RECEIPTS	TOTAL RECEIPTS	A/T/REA DETAC	NET-OF-FEES	NON-BUSI	OWNER OC	HOMESTEAD	
GENERAL	5.000		284202.27	49176.97	333379.24	12637.95	320658.47	35409.41	4607.32	10032.03	
# 37	2.932380000		226724.78		1098.20	8986.36	54.91	217683.51	35409.41	4605.95	
1986/ /CONT	3.795350000		57477.49		558.12	3651.59	27.91	102974.96		1.37	
					1656.32	D 82.82				16.25	
GENERAL	4.800		443816.96	47209.90	491026.86	18842.26	472059.42	57961.47	7541.17	16415.34	
# 38	4.800000000		371124.86		1797.64	14709.74	89.88	356325.24	57961.47	7539.44	
/ /	4.800000000		72692.10		705.86	4132.52	35.30	115734.18		1.73	
					2503.50	D 125.18				20.56	
GENERAL	20.300		979146.36	199658.44	1178804.80	44716.44	1133815.02	129686.11	16872.76	36724.59	
# 39	10.739775900		830374.44		4022.14	32912.35	201.11	797260.98	129686.11	16869.22	
1976/ /CONT	9.823697800		148771.92		1444.61	11804.09	72.23	336554.04		3.54	
					5466.75	D 273.34				42.07	
GENERAL	3.600		173750.15	35407.40	209157.55	7934.14	201174.90	23008.70	2993.54	6515.63	
# 40	1.905433200		147323.62		713.60	5839.25	35.68	141448.69	23008.70	2992.91	
1977/ /CONT	1.744995600		26426.53		256.61	2094.89	12.83	59726.21		.63	
					970.21	D 48.51				7.47	
PERMANENT IMPROVE	2.000		201898.09	19670.78	221568.87	7495.39	214024.54			6597.69	
# 41 NO RLBK	1.929468000		175511.54		722.60	5912.91	36.13	169562.50		6590.23	
2015/ /CONT	1.742314000		26386.55		256.21	1582.48	12.81	44462.04		7.46	
					978.81	D 48.94					
A L L L E V I E S			351,123.49		91,626.18			246,065.69		76,285.28	
	CLASS-1	2,082,813.83			68,360.61		417.71	2,341,732.35		32,014.79	
	CLASS-2	1,751,059.24		8354.18				246,065.69		76,191.47	
		331,754.59		3221.41			161.08	1,682,280.92		32,007.52	
				D 578.79				659,451.43		7.27	
		35.700		2,433,937.32							
	22.3068	AGR-RES									
	21.9061	COM-IND									

11,575.59 Delinquent Tax Receipts--included in figures shown above

UPPER SANDUSKY EVSD

BOARD OF ED 2F

ADDITIONAL SOURCES OF RECEIPTS	ADDITIONAL DEDUCTIONS
Other-----	Other-----
Estate Tax-----	County Health Dept-----
Cigarette Tax-----	Personal Property Reimb Admin Fee-----
Special Assessments-----	Election Expenses----- 4,659.17
	Advertising Delinquent-----
Total Additional Receipts-----	Total Additional Deductions----- 4,659.17
Total All Receipts----- 2,341,732.35	Total All Deductions----- 4,659.17

ADVANCES-----

N E T D I S T R I B U T I O N----- 2,337,073.18



-----COUNTY AUDITOR

-----DEPUTY AUDITOR

VANLUE LSD

BOARD OF ED 2G

		VANLUE LSD					F E E S				
	TX/RT MILLS	EF/RT MILLS	REAL RECEIPTS	PERS-PROP RECEIPTS	TOTAL RECEIPTS	A/T/REA DETAC	R E C E I P T S				
							NET-OF-FEES	NON-BUSI	OWNER	OC	HOMESTEAD
EMERGENCY	6.370		6068.61	521.29	6589.90	254.48	6333.04	965.09	84.79		197.67
# 42	6.370000000		6032.14		47.64	236.37	5793.39	965.09	84.79		197.67
2019/ /2028	6.370000000		36.47			18.11	539.65				
					47.64 D	2.38					
GENERAL	6.000		5716.11	491.01	6207.12	239.70	5965.18	909.03	79.87		186.19
# 43	6.000000000		5681.76		44.87	222.64	5456.88	909.03	79.87		186.19
/ /	6.000000000		34.35			17.06	508.30				
					44.87 D	2.24					
GENERAL	25.000		14834.85	2045.88	16880.73	647.20	16227.70	2360.43	207.38		483.47
# 44	15.579900000		14753.57		116.51	578.13	14169.61	2360.43	207.38		483.47
1976/ /CONT	14.196775000		81.28			69.07	2058.09				
					116.51 D	5.83					
PERMANENT IMPROVE	4.000		1661.60	327.34	1988.94	75.64	1912.65	263.42	23.14		53.95
# 45	1.738716000		1646.50		13.00	64.52	1581.33	263.42	23.14		53.95
1994/ /CONT	2.637308000		15.10			11.12	331.32				
					13.00 D	.65					
A L L L E V I E S				3,385.52		1,217.02		4,497.97			921.28
	CLASS-1		28,281.17			1,101.66	30,438.57		395.18		921.28
	CLASS-2		28,113.97		222.02		27,001.21	4,497.97		395.18	
			167.20			115.36	3,437.36				
						D 11.10					
	41.370				31,666.69						
	29.6886	AGR-RES									
	29.2040	COM-IND									

222.02 Delinquent Tax Receipts--included in figures shown above

VANLUE LSD

BOARD OF ED 2G

ADDITIONAL
SOURCES OF RECEIPTS

ADDITIONAL
DEDUCTIONS

Other-----

Other-----

Estate Tax-----

County Health Dept-----

Cigarette Tax-----

Personal Property Reimb Admin Fee-----

Special Assessments-----

Election Expenses----- 221.27

Advertising Delinquent-----

Total Additional Receipts-----


Total Additional Deductions----- 221.27

Total All Receipts----- 30,438.57

Total All Deductions----- 221.27

ADVANCES-----

NET DISTRIBUTION----- 30,217.30



-----COUNTY AUDITOR

-----DEPUTY AUDITOR

WYNFORD LSD

BOARD OF ED 2H

	TX/RT MILLS	EF/RT MILLS	REAL RECEIPTS	PERS-PROP RECEIPTS	TOTAL RECEIPTS	FEES		RECEIPTS			
						A/T/REA DETAC		NET-OF-FEES	NON-BUSI	OWNER OC	HOMESTEAD
BOND # 46	2.000		18141.09	2082.05	20223.14	786.38		19370.80	2624.58	343.30	1027.49
1998/ /2022	2.000000000		16541.76		279.56	666.85	13.98	15860.93	2624.58	343.30	1027.49
	2.000000000		1599.33		1039.56	119.53	51.98	3509.87			
					1319.12	D 65.96					
BOND # 47 NO RLBK	4.400		46439.74	4580.51	51020.25	1730.04		49145.11			2260.48
2017/ /	4.400000000		42921.22		615.02	1467.07	30.75	41423.40			2260.48
	4.400000000		3518.52		2287.04	262.97	114.35	7721.71			
					2902.06	D 145.10					
EMERGENCY # 48	1.660		15057.13	1728.11	16785.24	652.70		16077.80	2178.38	284.94	852.83
2012/2018/2020	1.660000000		13729.69		232.04	553.48	11.60	13164.61	2178.38	284.94	852.83
	1.660000000		1327.44		862.84	99.22	43.14	2913.19			
					1094.88	D 54.74					
GENERAL # 49	6.500		22652.02	6766.67	29418.69	1115.77		28214.70	3247.82	424.84	1271.49
1977/ /CONT	2.474940000		20469.95		345.95	825.20	17.30	19627.45	3247.82	424.84	1271.49
	2.728739000		2182.07		1418.35	290.57	70.92	8587.25			
					1764.30	D 88.22					
GENERAL # 50	22.100		49405.54	23006.64	72412.18	2696.02		69502.07	6975.00	912.36	2730.65
1976/ /CONT	5.315160500		43961.10		742.94	1772.20	37.15	42151.75	6975.00	912.36	2730.65
	6.808413300		5444.44		3538.89	923.82	176.94	27350.32			
					4281.83	D 214.09					
GENERAL # 51	7.900		33762.78	8224.10	41986.88	1589.88		40214.12	4583.28	599.52	1794.31
1985/ /CONT	3.492597900		28886.89		488.19	1164.52	24.41	27697.96	4583.28	599.52	1794.31
	6.097417500		4875.89		3169.32	425.36	158.47	12516.16			
					3657.51	D 182.88					
GENERAL # 52	5.600		50795.13	5829.74	56624.87	2201.88		54238.31	7348.79	961.24	2876.98
/ /	5.600000000		46317.00		782.76	1867.18	39.14	44410.68	7348.79	961.24	2876.98
	5.600000000		4478.13		2910.78	334.70	145.54	9827.63			
					3693.54	D 184.68					
GENERAL # 53	6.900		42161.38	7183.06	49344.44	1895.49		47262.38	5932.87	776.04	2322.65
2003/2018/2020	4.521024900		37392.89		631.94	1507.42	31.60	35853.87	5932.87	776.04	2322.65
	5.963118000		4768.49		3099.51	388.07	154.97	11408.51			
					3731.45	D 186.57					
PERMANENT IMP # 54 NO RLBK	1.000		10445.92	1041.02	11486.94	389.67		11067.82			513.75
2017/ /CONT	1.000000000		9754.83		139.78	333.42	6.99	9414.42			513.75
	.864220000		691.09		449.21	56.25	22.46	1653.40			
					588.99	D 29.45					

A L L L E V I E S				60,441.90		13,057.83			32,890.72		15,650.63
			288,860.73					335,093.11		4,302.24	
CLASS-1						10,157.34	212.92		32,890.72		15,650.63
			259,975.33		4258.18			249,605.07		4,302.24	
CLASS-2						2,900.49	938.77				
			28,885.40		18775.50			85,488.04			
						D 1,151.69					
	58.060				349,302.63						
			30.4635	AGR-RES							
			36.1218	COM-IND							

23,033.68 Delinquent Tax Receipts--included in figures shown above

WYNFORD LSD

BOARD OF ED 2H

ADDITIONAL
SOURCES OF RECEIPTS

ADDITIONAL
DEDUCTIONS

Other-----

Other-----

Estate Tax-----

County Health Dept-----

Cigarette Tax-----

Personal Property Reimb Admin Fee-----

Special Assessments-----

Election Expenses----- 3,355.11

Advertising Delinquent-----

Total Additional Receipts-----

Total Additional Deductions----- 3,355.11

Total All Receipts----- 335,093.11

Total All Deductions----- 3,355.11

ADVANCES-----

NET DISTRIBUTION----- 331,738.00



-----COUNTY AUDITOR

-----DEPUTY AUDITOR

ALL BOARD OF ED

		F E E S								
		REAL	PERS-PROP	TOTAL	A/T/REA	R E C E I P T S				
		RECEIPTS	RECEIPTS	RECEIPTS	DETAC	NET-OF-FEES	NON-BUSI	OWNER	OC	HOMESTEAD
A L L	BOARD OF ED	4197424.65	679722.73	184214.18		4690157.12	533985.60	66644.56	159482.30	
				D	2776.08					
				4877147.38						

OHIO HI-POINT JVSD

J V S 3B

		F E E S				R E C E I P T S				
TX/RT	EF/RT	REAL	PERS-PROP	TOTAL	A/T/REA					
MILLS	MILLS	RECEIPTS	RECEIPTS	RECEIPTS	DETAC	NET-OF-FEES	NON-BUSI	OWNER	OC	HOMESTEAD
GENERAL	2.000	1260.66	294.17	1554.83	61.42	1489.87	263.92	18.47		54.43
# 55	2.000000000	1260.66		70.79	51.87	3.54	1205.25	263.92	18.47	54.43
1978/	/CONT	2.000000000			9.55		284.62			
				70.79 D	3.54					
PERMANENT IMPROVE	.600	437.32	88.25	525.57	17.57	507.00				15.43
# 56 NO RLBK	.566823600	437.32		20.06	14.70	1.00	421.62			15.43
2018/	/CONT	.568480200			2.87		85.38			
				20.06 D	1.00					
A L L L E V I E S			382.42		78.99			263.92	18.47	69.86
	CLASS-1	1,697.98			66.57	4.54	1,996.87	263.92	18.47	69.86
	CLASS-2	1,697.98		90.85	12.42		1,626.87		18.47	
							370.00			
				D	4.54					
	2.600			2,080.40						
	2.5668	AGR-RES								
	2.5684	COM-IND								

90.85 Delinquent Tax Receipts--included in figures shown above

O H I O H I - P O I N T J V S D

J V S 3B

A D D I T I O N A L
S O U R C E S O F R E C E I P T S

A D D I T I O N A L
D E D U C T I O N S

Other-----

Other-----

Estate Tax-----

County Health Dept-----

Cigarette Tax-----

Personal Property Reimb Admin Fee-----

Special Assessments-----

Election Expenses-----

Advertising Delinquent-----

Total Additional Receipts-----

Total Additional Deductions-----

Total All Receipts----- 1,996.87

Total All Deductions-----

A D V A N C E S -----

N E T D I S T R I B U T I O N -----

1,996.87



----- COUNTY AUDITOR

----- DEPUTY AUDITOR

VANGUARD JVSD

J V S 3C

		F E E S					R E C E I P T S				
	TX/RT	EF/RT	REAL	PERS-PROP	TOTAL	A/T/REA	R E C E I P T S				
	MILLS	MILLS	RECEIPTS	RECEIPTS	RECEIPTS	DETAC	NET-OF-FEES	NON-BUSI	OWNER	OC	HOMESTEAD
GENERAL	1.600		177001.54	19931.21	196932.75	7572.97	189307.91	23897.05	3025.51		6918.06
# 57	1.600000000		151592.85		802.14	6020.59	40.11	145532.15	23897.05	3023.86	6904.37
1976/ /CONT	1.600000000		25408.69		235.29	1552.38	11.76	43775.76		1.65	13.69
					1037.43	D 51.87					

A L L	L E V I E S			19,931.21		7,572.97		23,897.05			6,918.06
			177,001.54				189,307.91		3,025.51		
	CLASS-1					6,020.59	40.11	23,897.05			6,904.37
			151,592.85		802.14			145,532.15		3,023.86	
	CLASS-2					1,552.38	11.76				13.69
			25,408.69		235.29			43,775.76		1.65	
						D 51.87					
	1.600				196,932.75						
		1.6000	AGR-RES								
		1.6000	COM-IND								

1,037.43 Delinquent Tax Receipts--included in figures shown above

VANGUARD JVSD

J V S

3C

ADDITIONAL
SOURCES OF RECEIPTS

ADDITIONAL
DEDUCTIONS

Other-----

Other-----

Estate Tax-----

County Health Dept-----

Cigarette Tax-----

Personal Property Reimb Admin Fee-----

Special Assessments-----

Election Expenses-----

Advertising Delinquent-----

Total Additional Receipts-----

Total Additional Deductions-----

Total All Receipts----- 189,307.91

Total All Deductions-----

ADVANCES-----

NET D I S T R I B U T I O N----- 189,307.91



-----COUNTY AUDITOR

-----DEPUTY AUDITOR

TRI-RIVERS JVSD

J V S 3D

		F E E S					R E C E I P T S				
	TX/RT MILLS	EF/RT MILLS	REAL RECEIPTS	PERS-PROP RECEIPTS	TOTAL RECEIPTS	A/T/REA DETAC	NET-OF-FEES	NON-BUSI	OWNER OC	HOMESTEAD	
GENERAL	1.300		1966.55	362.36	2328.91	86.99	2238.66	263.42	28.87	57.96	
# 58	.685081800		1646.99		8.54	64.85	.43	1581.71	263.42	57.96	
1997/2017/2021	1.166492600		319.56		56.70	22.14	2.83	656.95			
					65.24 D	3.26					
GENERAL	2.100		2581.90	585.35	3167.25	117.63	3045.16	342.51	37.54	75.36	
# 59	.890752800		2141.42		11.11	84.32	.56	2056.54	342.51	75.36	
1978/ /CONT	1.607917500		440.48		78.15	33.31	3.90	988.62			
					89.26 D	4.46					
GENERAL	1.000		1239.97	278.74	1518.71	56.35	1460.14	163.10	17.88	35.88	
# 60	.424168000		1019.72		5.29	40.15	.26	979.31	163.10	35.88	
1989/2014/CONT	.803977000		220.25		39.08	16.20	1.96	480.83			
					44.37 D	2.22					
A L L L E V I E S				1,226.45		260.97		769.03		169.20	
			5,788.42				6,743.96		84.29		
	CLASS-1					189.32	1.25	769.03		169.20	
			4,808.13		24.94			4,617.56	84.29		
	CLASS-2					71.65	8.69				
			980.29		173.93			2,126.40			
					D	9.94					
	4.400				7,014.87						
		1.9998	AGR-RES								
		3.5782	COM-IND								

198.87 Delinquent Tax Receipts--included in figures shown above

TRI-RIVERS JVSD

J V S

3D

ADDITIONAL
SOURCES OF RECEIPTS

ADDITIONAL
DEDUCTIONS

Other-----

Other-----

Estate Tax-----

County Health Dept-----

Cigarette Tax-----

Personal Property Reimb Admin Fee-----

Special Assessments-----

Election Expenses-----

Advertising Delinquent-----

Total Additional Receipts-----

Total Additional Deductions-----

Total All Receipts----- 6,743.96

Total All Deductions-----

ADVANCES-----

NET DISTRIBUTION-----

6,743.96



-----COUNTY AUDITOR

-----DEPUTY AUDITOR

PIONEER JVSD

J V S 3H

		PIONEER JVSD					F E E S				
	TX/RT	EF/RT	REAL	PERS-PROP	TOTAL	A/T/REA	R E C E I P T S				
	MILLS	MILLS	RECEIPTS	RECEIPTS	RECEIPTS	DETAC	NET-OF-FEES	NON-BUSI	OWNER	OC	HOMESTEAD
GENERAL	1.000		5532.18	1041.02	6573.20	251.04	6294.15	760.81	99.53		297.85
# 61		.579762000	4795.14		81.03	193.31	4.05	4597.78	760.81	99.53	297.85
1983/ /CONT		.921679000	737.04		479.08	57.73	23.96	1696.37			
					560.11 D	28.01					
GENERAL	1.700		15919.28	1769.74	17689.02	599.32	17036.13				768.54
# 62 NO RLBK		1.495949000	14592.72		209.10	498.79	10.46	14083.47			768.54
2014/ /CONT		1.658892300	1326.56		862.26	100.53	43.11	2952.66			
					1071.36 D	53.57					
GENERAL	1.000		4992.99	1041.02	6034.01	230.35	5780.32	696.35	91.10		272.61
# 63		.530640000	4388.85		74.17	176.93	3.71	4208.21	696.35	91.10	272.61
1980/ /CONT		.755492000	604.14		392.69	53.42	19.63	1572.11			
					466.86 D	23.34					

A L L L E V I E S										
			3,851.78		1,080.71			1,457.16		1,339.00
		26,444.45					29,110.60		190.63	
	CLASS-1				869.03	18.22		1,457.16		1,339.00
		23,776.71		364.30			22,889.46		190.63	
	CLASS-2				211.68	86.70				
		2,667.74		1734.03			6,221.14			
				D	104.92					
	3.700			30,296.23						
		2.6062 AGR-RES								
		3.3358 COM-IND								

2,098.33 Delinquent Tax Receipts--included in figures shown above

PIONEER JVSD

J V S

3H

ADDITIONAL
SOURCES OF RECEIPTS

ADDITIONAL
DEDUCTIONS

Other-----

Other-----

Estate Tax-----

County Health Dept-----

Cigarette Tax-----

Personal Property Reimb Admin Fee-----

Special Assessments-----

Election Expenses-----

Advertising Delinquent-----

Total Additional Receipts-----

Total Additional Deductions-----

Total All Receipts----- 29,110.60

Total All Deductions-----

ADVANCES-----

NET DISTRIBUTION----- 29,110.60



-----COUNTY AUDITOR

-----DEPUTY AUDITOR

ALL J V S

		F E E S						
REAL	PERS-PROP	TOTAL	A/T/REA	R E C E I P T S				
RECEIPTS	RECEIPTS	RECEIPTS	DETAC	NET-OF-FEES	NON-BUSI	OWNER	OC HOMESTEAD	
A L L	J V S	210932.39	25391.86	8993.64	227159.34	26387.16	3318.90	8496.12
			D	171.27				
		236324.25						

ANTRIM TOWNSHIP

TOWNSHIP 4A

		F E E S					R E C E I P T S				
	TX/RT MILLS	EF/RT MILLS	REAL RECEIPTS	PERS-PROP RECEIPTS	TOTAL RECEIPTS	A/T/REA DETAC	NET-OF-FEES	NON-BUSI	OWNER OC	HOMESTEAD	
GENERAL	.400		3846.11	417.90	4264.01	164.29	4086.47	550.34	62.80	182.54	
# 64	.400000000		3448.27		37.70	137.80	1.89	3308.58	550.34	182.54	
/ /	.400000000		397.84		227.35	26.49	11.36	777.89			
					265.05 D	13.25					
ROAD	.800		6634.98	711.47	7346.45	281.13	7043.46	959.97	103.84	247.78	
# 65	.800000000		6007.43		34.83	237.65	1.74	5768.04	959.97	247.78	
/ /	.800000000		627.55		402.36	43.48	20.12	1275.42			
					437.19 D	21.86					
A L L	L E V I E S			1,129.37		445.42		1,510.31		430.32	
	CLASS-1		10,481.09			375.45	3.63	11,129.93	166.64	430.32	
	CLASS-2		9,455.70		72.53	69.97	31.48	9,076.62	166.64		
			1,025.39		629.71			2,053.31			
	1.200				D	35.11					
					11,610.46						
	1.2000 AGR-RES										
	1.2000 COM-IND										

702.24 Delinquent Tax Receipts--included in figures shown above

ANTRIM TOWNSHIP

TOWNSHIP 4A

ADDITIONAL
SOURCES OF RECEIPTS

ADDITIONAL
DEDUCTIONS

Other-----

Other-----

Estate Tax-----

County Health Dept----- 1,672.56

Cigarette Tax-----

Personal Property Reimb Admin Fee-----

Special Assessments-----

Election Expenses----- 531.04

Advertising Delinquent-----

Total Additional Receipts-----

Total Additional Deductions----- 2,203.60

Total All Receipts----- 11,129.93

Total All Deductions----- 2,203.60

ADVANCES-----

NET DISTRIBUTION----- 8,926.33



-----COUNTY AUDITOR

-----DEPUTY AUDITOR

CRANE TOWNSHIP

TOWNSHIP 4B

		F E E S					R E C E I P T S				
	TX/RT MILLS	EF/RT MILLS	REAL RECEIPTS	PERS-PROP RECEIPTS	TOTAL RECEIPTS	A/T/REA DETAC	NET-OF-FEES	NON-BUSI	OWNER OC	HOMESTEAD	
GENERAL	.500		25858.82	2426.93	28285.75	1090.84	27185.43	2957.47	480.82	1107.58	
# 66		.500000000	19008.20		116.09	764.73	5.80	18237.67	2957.47	480.64	
/ /		.500000000	6850.62		73.53	326.11	3.68	8947.76		.18	
					189.62	D 9.48				2.14	
GENERAL	.500		26826.57	2426.93	29253.50	1004.94	28239.96			1028.06	
# 67 NO RLBK		.464151500	20836.97		107.76	709.90	5.39	20121.68		1026.19	
2017/ /2021		.437146500	5989.60		64.28	295.04	3.21	8118.28		1.87	
					172.04	D 8.60					
ROAD	.700		6123.85	1083.83	7207.68	276.95	6927.88	1027.86	107.35	186.43	
# 68		.700000000	5893.05		56.97	234.16	2.85	5656.04	1027.86	107.10	
/ /		.700000000	230.80			42.79		1271.84		.25	
					56.97	D 2.85				3.00	
A L L	L E V I E S			5,937.69		2,372.73		3,985.33		2,322.07	
			58,809.24					62,353.27	588.17		
	CLASS-1					1,708.79	14.04	3,985.33		2,315.06	
			45,738.22		280.82			44,015.39	587.74		
	CLASS-2					663.94	6.89			7.01	
			13,071.02		137.81			18,337.88	.43		
						D 20.93					
	1.700				64,746.93						
		1.6641	AGR-RES								
		1.6371	COM-IND								

418.63 Delinquent Tax Receipts--included in figures shown above

CRANE TOWNSHIP

TOWNSHIP 4B

ADDITIONAL
SOURCES OF RECEIPTS

ADDITIONAL
DEDUCTIONS

Other-----

Estate Tax-----

Cigarette Tax-----

Special Assessments-----

Total Additional Receipts-----

Total All Receipts----- 62,353.27

Other-----

County Health Dept----- 2,083.18

Personal Property Reimb Admin Fee-----

Election Expenses----- 2,256.86

Advertising Delinquent-----

Total Additional Deductions----- 4,340.04

Total All Deductions----- 4,340.04

ADVANCES-----

NET DISTRIBUTION----- 58,013.23



-----COUNTY AUDITOR

-----DEPUTY AUDITOR

CRAWFORD TOWNSHIP

TOWNSHIP 4C

ADDITIONAL SOURCES OF RECEIPTS

ADDITIONAL DEDUCTIONS

Other-----

Other-----

Estate Tax-----

County Health Dept----- 2,398.89

Cigarette Tax-----

Personal Property Reimb Admin Fee-----

Special Assessments-----

Election Expenses----- 1,327.56

Advertising Delinquent-----

Total Additional Receipts-----

Total Additional Deductions----- 3,726.45

Total All Receipts----- 23,894.98

Total All Deductions----- 3,726.45

ADVANCES-----

NET DISTRIBUTION----- 20,168.53



-----COUNTY AUDITOR

-----DEPUTY AUDITOR

EDEN TOWNSHIP

TOWNSHIP 4D

		F E E S					R E C E I P T S				
	TX/RT	EF/RT	REAL	PERS-PROP	TOTAL	A/T/REA					
	MILLS	MILLS	RECEIPTS	RECEIPTS	RECEIPTS	DETAC	NET-OF-FEES	NON-BUSI	OWNER OC	HOMESTEAD	
EDEN NORTH FIRE P	1.400		3148.77	556.80	3705.57	141.42	3564.08	484.25	49.84	115.63	
# 71	.909823600		3130.77		1.33	122.75	.07	3007.95	484.25	49.84	115.63
2008/2018/2022	1.001201600		18.00			18.67		556.13			
					1.33 D	.07					
GENERAL	.400		3178.11	310.05	3488.16	136.33	3350.64	504.43	60.73	145.17	
# 72	.400000000		3132.49		23.79	124.78	1.19	3006.52	504.43	60.73	145.17
/ /	.400000000		45.62			11.55		344.12			
					23.79 D	1.19					
ROAD	.700		4848.65	406.22	5254.87	204.84	5049.96	775.01	86.27	192.47	
# 73	.700000000		4776.59		1.46	189.31	.07	4587.21	775.01	86.27	192.47
/ /	.700000000		72.06			15.53		462.75			
					1.46 D	.07					
A L L	L E V I E S			1,273.07		482.59		1,763.69		453.27	
	CLASS-1		11,175.53			436.84	1.33	11,964.68	196.84	453.27	
	CLASS-2		11,039.85		26.58	45.75		10,601.68	196.84		
			135.68					1,363.00			
	2.500					D					
					12,448.60	1.33					
	2.0098	AGR-RES									
	2.1012	COM-IND									

26.58 Delinquent Tax Receipts--included in figures shown above

EDEN TOWNSHIP

TOWNSHIP 4D

ADDITIONAL
SOURCES OF RECEIPTS

ADDITIONAL
DEDUCTIONS

Other-----

Other-----

Estate Tax-----

County Health Dept----- 1,486.30

Cigarette Tax-----

Personal Property Reimb Admin Fee-----

Special Assessments-----

Election Expenses----- 531.04

Advertising Delinquent-----

Total Additional Receipts-----

Total Additional Deductions----- 2,017.34

Total All Receipts----- 11,964.68

Total All Deductions----- 2,017.34

ADVANCES-----

NET DISTRIBUTION-----

9,947.34



-----COUNTY AUDITOR

-----DEPUTY AUDITOR

JACKSON TOWNSHIP

TOWNSHIP 4E

		F E E S					R E C E I P T S				
TX/RT	EF/RT	REAL	PERS-PROP	TOTAL	A/T/REA						
MILLS	MILLS	RECEIPTS	RECEIPTS	RECEIPTS	DETAC	NET-OF-FEES	NON-BUSI	OWNER	OC	HOMESTEAD	
GENERAL	.500	2421.63	245.36	2666.99	103.81	2560.90	437.63	32.11		60.30	
# 74	.500000000	2384.56		45.52	94.64	2.28	2287.64	437.63	32.11	60.30	
/ /	.500000000	37.07			9.17		273.26				
				45.52 D	2.28						
GENERAL	1.500	5517.53	736.09	6253.62	242.10	6006.36	992.75	72.85		136.80	
# 75	1.134219000	5409.21		103.25	214.68	5.16	5189.37	992.75	72.85	136.80	
2012/2017/2021	1.461003000	108.32			27.42		816.99				
				103.25 D	5.16						
ROAD	.900	4162.30	413.34	4575.64	178.53	4393.01	766.59	54.62		101.51	
# 76	.900000000	4155.43		81.93	164.89	4.10	3986.44	766.59	54.62	101.51	
/ /	.900000000	6.87			13.64		406.57				
				81.93 D	4.10						
A L L	L E V I E S		1,394.79		524.44		2,196.97			298.61	
		12,101.46					12,960.27	159.58			
	CLASS-1				474.21	11.54	2,196.97			298.61	
		11,949.20		230.70			11,463.45	159.58			
	CLASS-2				50.23						
		152.26					1,496.82				
					D						
	2.900			13,496.25	11.54						
	2.5342 AGR-RES										
	2.8610 COM-IND										

230.70 Delinquent Tax Receipts--included in figures shown above

JACKSON TOWNSHIP

TOWNSHIP 4E

ADDITIONAL
SOURCES OF RECEIPTS

ADDITIONAL
DEDUCTIONS

Other-----

Other-----

Estate Tax-----

County Health Dept----- 1,162.15

Cigarette Tax-----

Personal Property Reimb Admin Fee-----

Special Assessments-----

Election Expenses----- 189.66

Advertising Delinquent-----

Total Additional Receipts-----

Total Additional Deductions----- 1,351.81

Total All Receipts----- 12,960.27

Total All Deductions----- 1,351.81

ADVANCES-----

NET DISTRIBUTION----- 11,608.46



-----COUNTY AUDITOR

-----DEPUTY AUDITOR

MIFFLIN TOWNSHIP

TOWNSHIP 4F

		F E E S					R E C E I P T S			
	TX/RT MILLS	EF/RT MILLS	REAL RECEIPTS	PERS-PROP RECEIPTS	TOTAL RECEIPTS	A/T/REA DETAC	NET-OF-FEES	NON-BUSI	OWNER OC	HOMESTEAD

GENERAL	.400		3516.73	170.63	3687.36	142.78	3544.42	566.04	50.20	93.68
# 77	.400000000		3500.13		3.27	136.70	.16	3363.27	566.04	93.68
/ /	.400000000		16.60			6.08		181.15		
					3.27 D	.16				

ROAD	.900		7832.77	369.17	8201.94	316.65	7884.92	1256.83	109.91	183.24
# 78	.900000000		7798.74		7.36	303.56	.37	7494.81	1256.83	183.24
/ /	.900000000		34.03			13.09		390.11		
					7.36 D	.37				

A L L	L E V I E S			539.80		459.43		1,822.87		276.92
	CLASS-1		11,349.50			440.26	.53	11,429.34	160.11	276.92
	CLASS-2		11,298.87		10.63	19.17		10,858.08	160.11	
			50.63					571.26		
						D	.53			
	1.300				11,889.30					
	1.3000 AGR-RES									
	1.3000 COM-IND									

10.63 Delinquent Tax Receipts--included in figures shown above

MIFFLIN TOWNSHIP

TOWNSHIP 4F

ADDITIONAL
SOURCES OF RECEIPTS

ADDITIONAL
DEDUCTIONS

Other-----

Other-----

Estate Tax-----

County Health Dept----- 1,811.70

Cigarette Tax-----

Personal Property Reimb Admin Fee-----

Special Assessments-----

Election Expenses----- 221.27

Advertising Delinquent-----

Total Additional Receipts-----

Total Additional Deductions----- 2,032.97

Total All Receipts----- 11,429.34

Total All Deductions----- 2,032.97

ADVANCES-----

NET DISTRIBUTION----- 9,396.37



-----COUNTY AUDITOR

-----DEPUTY AUDITOR

MARSEILLES TOWNSHIP

TOWNSHIP 4G

		F E E S				R E C E I P T S				
TX/RT	EF/RT	REAL	PERS-PROP	TOTAL	A/T/REA					
MILLS	MILLS	RECEIPTS	RECEIPTS	RECEIPTS	DETAC	NET-OF-FEES	NON-BUSI	OWNER	OC	HOMESTEAD

FIRE PROTECTION	1.000	2099.08	799.59	2898.67	110.12	2787.75	379.38	24.01		89.40
# 79	.575315000	2099.08		15.99	84.16	.80	2014.12	379.38	24.01	89.40
1994/2019/2023	.789655000				25.96		773.63			
				15.99 D	.80					

GENERAL	1.000	2099.08	799.59	2898.67	110.12	2787.75	379.38	24.01		89.40
# 80	.575315000	2099.08		15.99	84.16	.80	2014.12	379.38	24.01	89.40
1993/2018/2022	.789655000				25.96		773.63			
				15.99 D	.80					

GENERAL	.700	2553.99	559.70	3113.69	120.57	2992.15	461.60	29.22		108.77
# 81	.700000000	2553.99		19.45	102.40	.97	2450.62	461.60	29.22	108.77
/ /	.700000000				18.17		541.53			
				19.45 D	.97					

GENERAL	2.000	4169.18	1599.16	5768.34	219.08	5547.67	753.52	47.69		177.55
# 82	1.142692000	4169.18		31.76	167.16	1.59	4000.43	753.52	47.69	177.55
1981/2021/2026	1.579310000				51.92		1547.24			
				31.76 D	1.59					

ROAD	.400	1412.67	303.06	1715.73	65.82	1649.49	248.98	14.46		47.99
# 83	.400000000	1412.67		8.40	55.98	.42	1356.27	248.98	14.46	47.99
/ /	.400000000				9.84		293.22			
				8.40 D	.42					

A L L	L E V I E S		4,061.10		625.71		2,222.86			513.11
	CLASS-1	12,334.00			493.86	4.58	15,764.81	139.39		513.11
	CLASS-2	12,334.00		91.59	131.85		11,835.56	139.39		
							3,929.25			
				D	4.58					
5.100				16,395.10						
	3.3932 AGR-RES									
	4.2585 COM-IND									

91.59 Delinquent Tax Receipts--included in figures shown above

MARSEILLES TOWNSHIP

TOWNSHIP 4G

ADDITIONAL
SOURCES OF RECEIPTS

ADDITIONAL
DEDUCTIONS

Other-----

Other-----

Estate Tax-----

County Health Dept----- 888.46

Cigarette Tax-----

Personal Property Reimb Admin Fee-----

Special Assessments-----

Election Expenses----- 334.86

Advertising Delinquent-----

Total Additional Receipts-----

Total Additional Deductions----- 1,223.32

Total All Receipts----- 15,764.81

Total All Deductions----- 1,223.32

ADVANCES-----

NET DISTRIBUTION----- 14,541.49



-----COUNTY AUDITOR

-----DEPUTY AUDITOR

PITT TOWNSHIP

TOWNSHIP 4H

		PITT TOWNSHIP					TOWNSHIP 4H				
		F E E S					R E C E I P T S				
TX/RT	EF/RT	REAL	PERS-PROP	TOTAL	A/T/REA						
MILLS	MILLS	RECEIPTS	RECEIPTS	RECEIPTS	DETAC	NET-OF-FEES	NON-BUSI	OWNER	OC	HOMESTEAD	
FIRE PROTECTION		1.500	9669.01	3449.48	13118.49	488.21	12629.31	1405.94	162.14	346.28	
# 84		.911590500	9309.25		19.41	364.43	.97	8943.85	1405.94	162.14	346.28
2008/	/CONT	.991341000	359.76			123.78		3685.46			
					19.41 D	.97					
GENERAL		.800	8460.00	1839.72	10299.72	389.06	9909.81	1233.84	142.28	303.89	
# 85		.800000000	8169.68		17.03	319.82	.85	7849.01	1233.84	142.28	303.89
/	/	.800000000	290.32			69.24		2060.80			
					17.03 D	.85					
ROAD		.600	5583.84	1292.19	6876.03	257.95	6617.46	823.32	91.75	151.37	
# 86		.600000000	5397.87		12.36	209.90	.62	5187.35	823.32	91.75	151.37
/	/	.600000000	185.97			48.05		1430.11			
					12.36 D	.62					
A L L L E V I E S			6,581.39		1,135.22			3,463.10		801.54	
		23,712.85					29,156.58		396.17		
	CLASS-1					894.15	2.44	3,463.10		801.54	
		22,876.80			48.80			21,980.21		396.17	
	CLASS-2					241.07					
		836.05						7,176.37			
					D	2.44					
	2.900				30,294.24						
		2.3115 AGR-RES									
		2.3913 COM-IND									

48.80 Delinquent Tax Receipts--included in figures shown above

PITT TOWNSHIP

TOWNSHIP 4H

ADDITIONAL
SOURCES OF RECEIPTS

ADDITIONAL
DEDUCTIONS

Other-----

Other-----

Estate Tax-----

County Health Dept----- 2,048.98

Cigarette Tax-----

Personal Property Reimb Admin Fee-----

Special Assessments-----

Election Expenses----- 265.52

Advertising Delinquent-----

Total Additional Receipts-----

Total Additional Deductions----- 2,314.50

Total All Receipts----- 29,156.58

Total All Deductions----- 2,314.50

ADVANCES-----

NET DISTRIBUTION----- 26,842.08



-----COUNTY AUDITOR

-----DEPUTY AUDITOR

RICHLAND TOWNSHIP

TOWNSHIP 4I

		F E E S					R E C E I P T S				
	TX/RT MILLS	EF/RT MILLS	REAL RECEIPTS	PERS-PROP RECEIPTS	TOTAL RECEIPTS	A/T/REA DETAC	NET-OF-FEES	NON-BUSI	OWNER OC	HOMESTEAD	
FIRE	.500		2220.37	426.59	2646.96	99.86	2546.28	337.93	29.21	61.47	
# 87	.263268500		2112.78		16.31	82.52	.82	2029.44	337.93	61.47	
2005/2020/2025	.455318500		107.59			17.34		516.84			
					16.31 D	.82					
GENERAL	1.000		6074.31	853.20	6927.51	263.53	6661.72	937.14	81.02	170.46	
# 88	.730092000		5859.12		45.22	228.84	2.26	5628.02	937.14	170.46	
2012/2017/2021	.910637000		215.19			34.69		1033.70			
					45.22 D	2.26					
GENERAL	.300		1480.33	255.96	1736.29	65.70	1670.04	226.45	19.58	41.19	
# 89	.176416800		1415.77		10.92	55.30	.55	1359.92	226.45	41.19	
2010/2019/2023	.273191100		64.56			10.40		310.12			
					10.92 D	.55					
GENERAL	.400		3304.59	341.27	3645.86	139.53	3505.09	513.44	44.39	93.39	
# 90	.400000000		3210.07		24.77	125.38	1.24	3083.45	513.44	93.39	
/ /	.400000000		94.52			14.15		421.64			
					24.77 D	1.24					
ROAD	.400		2783.82	315.67	3099.49	118.29	2980.19	445.04	34.71	63.69	
# 91	.400000000		2780.82		20.14	107.94	1.01	2671.87	445.04	63.69	
/ /	.400000000		3.00			10.35		308.32			
					20.14 D	1.01					
A L L	L E V I E S			2,192.69		686.91		2,460.00	208.91	430.20	
	CLASS-1		15,863.42			599.98	5.88	17,363.32	208.91	430.20	
	CLASS-2		15,378.56		117.36	86.93		14,772.70	208.91		
			484.86					2,590.62			
					D	5.88					
					2,600	18,056.11					
			1.9696	AGR-RES							
			2.4390	COM-IND							

117.36 Delinquent Tax Receipts--included in figures shown above

RICHLAND TOWNSHIP

TOWNSHIP 4I

ADDITIONAL
SOURCES OF RECEIPTS

ADDITIONAL
DEDUCTIONS

Other-----

Other-----

Estate Tax-----

County Health Dept----- 1,499.43

Cigarette Tax-----

Personal Property Reimb Admin Fee-----

Special Assessments-----

Election Expenses----- 265.52

Advertising Delinquent-----

Total Additional Receipts-----

Total Additional Deductions----- 1,764.95

Total All Receipts----- 17,363.32

Total All Deductions----- 1,764.95

ADVANCES-----

NET DISTRIBUTION----- 15,598.37



-----COUNTY AUDITOR

-----DEPUTY AUDITOR

RIDGE TOWNSHIP

TOWNSHIP 4J

		RIDGE TOWNSHIP				TOWNSHIP 4J				
		F E E S				R E C E I P T S				
TX/RT	EF/RT	REAL	PERS-PROP	TOTAL	A/T/REA					
MILLS	MILLS	RECEIPTS	RECEIPTS	RECEIPTS	DETAC	NET-OF-FEES	NON-BUSI	OWNER	OC	HOMESTEAD
FIRE	.700	1708.46	331.79	2040.25	76.41	1960.15	246.53	24.38		41.99
# 92	.318032400	1703.63		73.83	65.48	3.69	1634.46	246.53	24.38	41.99
1998/2018/2022	.586611900	4.83			10.93		325.69			
				73.83 D	3.69					
FIRE	.800	1490.33	379.19	1869.52	69.56	1796.74	214.87	21.25		36.59
# 93	.277184000	1484.81		64.35	57.07	3.22	1424.52	214.87	21.25	36.59
1988/2018/2022	.670413600	5.52			12.49		372.22			
				64.35 D	3.22					
GENERAL	.900	4828.50	426.59	5255.09	199.39	5045.25	697.67	69.01		118.81
# 94	.900000000	4821.09		208.93	185.29	10.45	4625.35	697.67	69.01	118.81
/ /	.900000000	7.41			14.10		419.90			
				208.93 D	10.45					
ROAD	.200	1073.00	94.80	1167.80	44.31	1121.17	155.04	15.34		26.40
# 95	.200000000	1071.35		46.43	41.18	2.32	1027.85	155.04	15.34	26.40
/ /	.200000000	1.65			3.13		93.32			
				46.43 D	2.32					
A L L	L E V I E S		1,232.37		389.67		1,314.11			223.79
	CLASS-1	9,100.29			349.02	19.68	9,923.31	129.98		223.79
	CLASS-2	9,080.88		393.54	40.65		8,712.18	129.98		
		19.41					1,211.13			
					D	19.68				
	2.600			10,332.66						
	1.6951	AGR-RES								
	2.3570	COM-IND								

393.54 Delinquent Tax Receipts--included in figures shown above

RIDGE TOWNSHIP

TOWNSHIP 4J

ADDITIONAL
SOURCES OF RECEIPTS

ADDITIONAL
DEDUCTIONS

Other-----

Other-----

Estate Tax-----

County Health Dept----- 1,043.73

Cigarette Tax-----

Personal Property Reimb Admin Fee-----

Special Assessments-----

Election Expenses----- 221.27

Advertising Delinquent-----

Total Additional Receipts-----

Total Additional Deductions----- 1,265.00

Total All Receipts----- 9,923.31

Total All Deductions----- 1,265.00

ADVANCES-----

NET D I S T R I B U T I O N----- 8,658.31



-----COUNTY AUDITOR

-----DEPUTY AUDITOR

SALEM TWP

TOWNSHIP 4K

	TX/RT MILLS	EF/RT MILLS	REAL RECEIPTS	PERS-PROP RECEIPTS	TOTAL RECEIPTS	FEEES A/T/REA DETAC	RECEIPTS NET-OF-FEES	NON-BUSI	OWNER OC	HOMESTEAD
FIRE # 96	1.000		8047.62	1006.96	9054.58	337.20	8710.78	1057.76	109.47	162.28
2011/2021/2026	.680365000		7110.04		132.03	274.04	6.60	6829.40	1057.76	162.28
	1.000000000		937.58			63.16		1881.38		
					132.03 D	6.60				
GENERAL # 97	.300		3416.36	302.09	3718.45	139.79	3575.75	466.41	48.27	71.56
/ /	.300000000		3135.09		58.22	120.83	2.91	3011.35	466.41	71.56
	.300000000		281.27			18.96		564.40		
					58.22 D	2.91				
ROAD # 98	1.400		15943.27	1402.04	17345.31	652.04	16679.69	2175.14	225.27	333.91
/ /	1.400000000		14630.66		271.68	563.85	13.58	14053.23	2175.14	333.91
	1.400000000		1312.61			88.19		2626.46		
					271.68 D	13.58				
A L L L E V I E S				2,711.09		1,129.03		3,699.31		567.75
CLASS-1			27,407.25			958.72	23.09	28,966.22	383.01	567.75
CLASS-2			24,875.79		461.93	170.31		23,893.98	383.01	
			2,531.46					5,072.24		
						D 23.09				
2.700					30,118.34					
	2.3803	AGR-RES								
	2.7000	COM-IND								

461.93 Delinquent Tax Receipts--included in figures shown above

SALEM TOWNSHIP

TOWNSHIP 4K

ADDITIONAL SOURCES OF RECEIPTS

ADDITIONAL DEDUCTIONS

Other-----

Other-----

Estate Tax-----

County Health Dept----- 2,217.61

Cigarette Tax-----

Personal Property Reimb Admin Fee-----

Special Assessments-----

Election Expenses----- 401.46

Advertising Delinquent-----

Total Additional Receipts-----

Total Additional Deductions----- 2,619.07

Total All Receipts----- 28,966.22

Total All Deductions----- 2,619.07

ADVANCES-----

NET DISTRIBUTION----- 26,347.15



-----COUNTY AUDITOR

-----DEPUTY AUDITOR

SYCAMORE TOWNSHIP

TOWNSHIP 4L

		F E E S					R E C E I P T S				
	TX/RT	EF/RT	REAL	PERS-PROP	TOTAL	A/T/REA					
	MILLS	MILLS	RECEIPTS	RECEIPTS	RECEIPTS	DETAC	NET-OF-FEES	NON-BUSI	OWNER	OC	HOMESTEAD
FIRE	.500		1939.82	539.16	2478.98	94.25	2384.02	280.23	34.88		108.16
# 99	.202901500		1676.86		14.28	68.19	.71	1607.96	280.23	34.88	108.16
1988/ /CONT	.488229000		262.96			26.06		776.06			
					14.28 D	.71					
FIRE PROTECTION	1.000		3531.46	1022.59	4554.05	173.62	4379.24	592.07	56.73		143.13
#100	.640649000		3510.26		23.84	139.69	1.19	3369.38	592.07	56.73	143.13
2008/2018/2022	1.000000000		21.20			33.93		1009.86			
					23.84 D	1.19					
GENERAL	.500		4401.50	539.16	4940.66	194.32	4744.58	690.54	85.95		266.53
#101	.500000000		4132.20		35.18	168.04	1.76	3962.40	690.54	85.95	266.53
/ /	.500000000		269.30			26.28		782.18			
					35.18 D	1.76					
ROAD	.500		2750.21	511.30	3261.51	126.00	3134.58	462.09	44.27		111.70
#102	.500000000		2739.61		18.60	109.02	.93	2629.66	462.09	44.27	111.70
/ /	.500000000		10.60			16.98		504.92			
					18.60 D	.93					
A L L L E V I E S				2,612.21		588.19		2,024.93			629.52
			12,622.99					14,642.42		221.83	
CLASS-1						484.94	4.59	2,024.93			629.52
			12,058.93		91.90			11,569.40		221.83	
CLASS-2						103.25					
			564.06					3,073.02			
						D					
2.500					15,235.20	4.59					
	1.8435	AGR-RES									
	2.4882	COM-IND									

91.90 Delinquent Tax Receipts--included in figures shown above

SYCAMORE TOWNSHIP

TOWNSHIP 4L

ADDITIONAL
SOURCES OF RECEIPTS

ADDITIONAL
DEDUCTIONS

Other-----

Other-----

Estate Tax-----

County Health Dept----- 1,306.36

Cigarette Tax-----

Personal Property Reimb Admin Fee-----

Special Assessments-----

Election Expenses----- 331.89

Advertising Delinquent-----

Total Additional Receipts-----

Total Additional Deductions----- 1,638.25

Total All Receipts----- 14,642.42

Total All Deductions----- 1,638.25

ADVANCES-----

NET DISTRIBUTION----- 13,004.17



-----COUNTY AUDITOR

-----DEPUTY AUDITOR

TYMOCHTEE TOWNSHIP

TOWNSHIP 4M

		F E E S					R E C E I P T S				
	TX/RT	EF/RT	REAL	PERS-PROP	TOTAL	A/T/REA	R E C E I P T S				
	MILLS	MILLS	RECEIPTS	RECEIPTS	RECEIPTS	DETAC	NET-OF-FEES	NON-BUSI	OWNER	OC	HOMESTEAD
FIRE	2.000		13097.93	3060.35	16158.28	614.14	15539.27	2066.67	208.83		478.02
#103	1.314688000		12754.76		97.42	503.27	4.87	12246.62	2066.67	207.61	470.28
2009/2019/2023	1.812038000		343.17			110.87		3292.65		1.22	7.74
					97.42	D 4.87					
GENERAL	1.200		11869.34	1836.21	13705.55	526.62	13174.48	1886.38	190.32		434.38
#104	1.200000000		11642.08		88.92	459.37	4.45	11178.26	1886.38	189.51	429.25
/ /	1.200000000		227.26			67.25		1996.22		.81	5.13
					88.92	D 4.45					
ROAD	.900		8902.02	1377.16	10279.18	394.96	9880.88	1414.78	142.72		325.79
#105	.900000000		8731.57		66.70	344.52	3.34	8383.71	1414.78	142.12	321.94
/ /	.900000000		170.45			50.44		1497.17		.60	3.85
					66.70	D 3.34					
A L L	L E V I E S			6,273.72		1,535.72		5,367.83			1,238.19
			33,869.29					38,594.63		541.87	
	CLASS-1					1,307.16	12.66	5,367.83			1,221.47
			33,128.41		253.04			31,808.59		539.24	
	CLASS-2					228.56					16.72
			740.88					6,786.04		2.63	
						D 12.66					
	4.100				40,143.01						
		3.4146	AGR-RES								
		3.9120	COM-IND								

253.04 Delinquent Tax Receipts--included in figures shown above

TYMOCHTEE TOWNSHIP

TOWNSHIP 4M

ADDITIONAL
SOURCES OF RECEIPTS

ADDITIONAL
DEDUCTIONS

Other-----

Other-----

Estate Tax-----

County Health Dept----- 2,215.83

Cigarette Tax-----

Personal Property Reimb Admin Fee-----

Special Assessments-----

Election Expenses----- 331.89

Advertising Delinquent-----

Total Additional Receipts-----

Total Additional Deductions----- 2,547.72

Total All Receipts----- 38,594.63

Total All Deductions----- 2,547.72

ADVANCES-----

NET DISTRIBUTION----- 36,046.91



-----COUNTY AUDITOR

-----DEPUTY AUDITOR

WYANDOT EAST FIRE DIST

TOWNSHIP 4Y

		F E E S					R E C E I P T S			
TX/RT	EF/RT	REAL	PERS-PROP	TOTAL	A/T/REA					
MILLS	MILLS	RECEIPTS	RECEIPTS	RECEIPTS	DETAC	NET-OF-FEES	NON-BUSI	OWNER OC	HOMESTEAD	
FIRE	2.500	22188.66	3555.39	25744.05	986.37	24682.84	3196.37	385.80	1051.23	
#106	1.518745000	19760.30		231.22	792.07	11.56	18956.67	3196.37	385.80	
2006/2016/2020	2.226435000	2428.36		1265.48	194.30	63.28	5726.17			
				1496.70 D	74.84					
A L L L E V I E S			3,555.39		986.37		3,196.37		1,051.23	
	CLASS-1	22,188.66			792.07	11.56	24,682.84	385.80	1,051.23	
	CLASS-2	19,760.30		231.22			18,956.67	385.80		
		2,428.36		1265.48		63.28	5,726.17			
	2.500			D	74.84					
				25,744.05						
	1.5187 AGR-RES									
	2.2264 COM-IND									

1,496.70 Delinquent Tax Receipts--included in figures shown above

WYANDOT EAST FIRE DIST

TOWNSHIP 4Y

ADDITIONAL
SOURCES OF RECEIPTS

ADDITIONAL
DEDUCTIONS

Other-----

Other-----

Estate Tax-----

County Health Dept-----

Cigarette Tax-----

Personal Property Reimb Admin Fee-----

Special Assessments-----

Election Expenses----- 143.04

Advertising Delinquent-----

Total Additional Receipts-----

Total Additional Deductions----- 143.04

Total All Receipts----- 24,682.84

Total All Deductions----- 143.04

ADVANCES-----

NET D I S T R I B U T I O N----- 24,539.80



-----COUNTY AUDITOR

-----DEPUTY AUDITOR

ALL TOWNSHIP

		F E E S				R E C E I P T S				
		REAL	PERS-PROP	TOTAL	A/T/REA	RECEIPTS				
		RECEIPTS	RECEIPTS	RECEIPTS	DETAC	NET-OF-FEES	NON-BUSI	OWNER	OC	HOMESTEAD
A L L	TOWNSHIP	283764.05	41588.50		12307.44	312826.60	38188.72	4054.58		9976.40
				D	218.51					
				325352.55						

CAREY CORPORATION

CORPORATION 5A

		F E E S					R E C E I P T S				
TX/RT	EF/RT	REAL	PERS-PROP	TOTAL	A/T/REA						
MILLS	MILLS	RECEIPTS	RECEIPTS	RECEIPTS	DETAC	NET-OF-FEES	NON-BUSI	OWNER	OC	HOMESTEAD	

FIRE PENSION	.300	6007.04	111.21	6118.25	233.31	5882.97	668.40	121.75	254.30		
#107	.300000000	4563.65		39.41	182.10	1.97	4379.58	668.34	121.75	254.30	
/ /	.300000000	1443.39			51.21		1503.39	.06			
				39.41 D	1.97						

GENERAL	1.300	26030.51	481.90	26512.41	1011.00	25492.87	2896.41	527.58	1101.95		
#108	1.300000000	19775.83		170.76	789.08	8.54	18978.21	2896.14	527.58	1101.95	
/ /	1.300000000	6254.68			221.92		6514.66	.27			
				170.76 D	8.54						

POLICE PENSION	.300	6007.04	111.21	6118.25	233.31	5882.97	668.40	121.75	254.30		
#109	.300000000	4563.65		39.41	182.10	1.97	4379.58	668.34	121.75	254.30	
/ /	.300000000	1443.39			51.21		1503.39	.06			
				39.41 D	1.97						

A L L L E V I E S			704.32		1,477.62		4,233.21		1,610.55		
		38,044.59					37,258.81	771.08			
CLASS-1					1,153.28	12.48	4,232.82		1,610.55		
		28,903.13		249.58			27,737.37	771.08			
CLASS-2					324.34			.39			
		9,141.46					9,521.44				
					D	12.48					
1.900				38,748.91							
	1.9000	AGR-RES									
	1.9000	COM-IND									

249.58 Delinquent Tax Receipts--included in figures shown above

CAREY CORPORATION

CORPORATION 5A

ADDITIONAL
SOURCES OF RECEIPTS

ADDITIONAL
DEDUCTIONS

Other-----

Other-----

Estate Tax-----

County Health Dept----- 3,558.91

Cigarette Tax-----

Personal Property Reimb Admin Fee-----

Special Assessments-----

Election Expenses----- 995.67

Advertising Delinquent-----

Total Additional Receipts-----

Total Additional Deductions----- 4,554.58

Total All Receipts----- 37,258.81

Total All Deductions----- 4,554.58

ADVANCES-----

NET DISTRIBUTION----- 32,704.23



-----COUNTY AUDITOR

-----DEPUTY AUDITOR

HARPSTER CORPORATION

CORPORATION 5B

		F E E S								
TX/RT	EF/RT	REAL	PERS-PROP	TOTAL	A/T/REA	R E C E I P T S				
MILLS	MILLS	RECEIPTS	RECEIPTS	RECEIPTS	DETAC	NET-OF-FEES	NON-BUSI	OWNER	OC	HOMESTEAD
GENERAL	.400	499.48	56.08	555.56	22.19	533.36	66.87	9.98		51.03
#110	.400000000	478.30		.27	19.68	.01	458.61	66.87	9.98	51.03
/	/	.400000000	21.18		2.51		74.75			
				.27 D	.01					
GENERAL	2.500	2246.19	350.48	2596.67	103.26	2493.35	305.12	45.53		232.87
#111	1.825292500	2182.63		1.23	89.82	.06	2092.75	305.12	45.53	232.87
2009/2019/2023	1.200185000	63.56			13.44		400.60			
				1.23 D	.06					
GENERAL	4.800	846.63	672.91	1519.54	56.54	1462.98	115.88	17.29		88.44
#112	.693192000	828.89		.47	34.11	.02	794.76	115.88	17.29	88.44
1976/2016/2020	.334987200	17.74			22.43		668.22			
				.47 D	.02					
GENERAL	3.000	1430.92	420.57	1851.49	72.17	1779.28	194.01	28.95		148.07
#113	1.160607000	1387.82		.78	57.11	.04	1330.67	194.01	28.95	148.07
1991/2016/2020	.813885000	43.10			15.06		448.61			
				.78 D	.04					
GENERAL	2.000	2188.80	280.38	2469.18	86.56	2382.57				196.53
#114 NO RLBK	1.540456000	2137.96		1.04	75.80	.05	2062.11			196.53
2013/2018/2022	.960148000	50.84			10.76		320.46			
				1.04 D	.05					
A L L L E V I E S			1,780.42		340.72		8,651.54	681.88	101.75	716.94
	CLASS-1	7,212.02			276.52	.18	6,738.90	681.88	101.75	716.94
	CLASS-2	7,015.60		3.79	64.20		1,912.64			
		196.42								
				D	.18					
	12,700			8,992.44						
	5.6193 AGR-RES									
	3.7089 COM-IND									

3.79 Delinquent Tax Receipts--included in figures shown above

HARPSTER CORPORATION

CORPORATION 5B

ADDITIONAL SOURCES OF RECEIPTS

ADDITIONAL DEDUCTIONS

Other-----

Other-----

Estate Tax-----

County Health Dept----- 288.00

Cigarette Tax-----

Personal Property Reimb Admin Fee-----

Special Assessments-----

Election Expenses----- 311.19

Advertising Delinquent-----

Total Additional Receipts-----

Total Additional Deductions----- 599.19

Total All Receipts----- 8,651.54

Total All Deductions----- 599.19

ADVANCES-----

NET DISTRIBUTION----- 8,052.35



-----COUNTY AUDITOR

-----DEPUTY AUDITOR

KIRBY CORPORATION

CORPORATION 5C

ADDITIONAL
SOURCES OF RECEIPTS

ADDITIONAL
DEDUCTIONS

Other-----

Other-----

Estate Tax-----

County Health Dept----- 77.44

Cigarette Tax-----

Personal Property Reimb Admin Fee-----

Special Assessments-----

Election Expenses----- 410.93

Advertising Delinquent-----

Total Additional Receipts-----

Total Additional Deductions----- 488.37

Total All Receipts----- 238.50

Total All Deductions----- 488.37

ADVANCES-----

NET DISTRIBUTION-----

249.87-



----- COUNTY AUDITOR

----- DEPUTY AUDITOR

MARSEILLES CORPORATION

CORPORATION 5D

		F E E S		R E C E I P T S							
	TX/RT	EF/RT	REAL	PERS-PROP	TOTAL	A/T/REA	R E C E I P T S				
	MILLS	MILLS	RECEIPTS	RECEIPTS	RECEIPTS	DETAC	NET-OF-FEES	NON-BUSI	OWNER	OC	HOMESTEAD
GENERAL	1.800		119.11	75.46	194.57	8.90	185.32	37.67	5.69		36.07
#116	1.018873800		119.11		6.92	6.45	.35	112.31	37.67	5.69	36.07
1981/2020/2025	1.451680200					2.45		73.01			
					6.92 D	.35					
GENERAL	2.000		137.31	83.84	221.15	10.15	210.60	43.43	6.56		41.58
#117	1.174590000		137.31		7.98	7.43	.40	129.48	43.43	6.56	41.58
1993/2018/2022	1.612978000					2.72		81.12			
					7.98 D	.40					
GENERAL	.900		105.20	37.73	142.93	6.92	135.70	33.28	5.03		31.86
#118	.900000000		105.20		6.11	5.69	.31	99.20	33.28	5.03	31.86
/ /	.900000000					1.23		36.50			
					6.11 D	.31					
GENERAL	2.000		132.34	83.84	216.18	9.89	205.91	41.86	6.32		40.08
#119	1.132082000		132.34		7.69	7.16	.38	124.80	41.86	6.32	40.08
1981/2020/2025	1.612978000					2.73		81.11			
					7.69 D	.38					
GENERAL	3.000		442.91	125.76	568.67	21.66	546.07				98.33
#120 NO RLBK	2.777628000		442.91		18.86	17.57	.94	424.40			98.33
2016/2021/2026	2.985099000					4.09		121.67			
					18.86 D	.94					
A L L	L E V I E S			406.63		57.52		1,283.60	156.24	23.60	247.92
	CLASS-1		936.87			44.30	2.38	890.19	156.24	23.60	247.92
	CLASS-2		936.87		47.56	13.22		393.41			
					D	2.38					
	9.700				1,343.50						
	7.0029	AGR-RES									
	8.5624	COM-IND									

47.56 Delinquent Tax Receipts--included in figures shown above

MARSEILLES CORPORATION

CORPORATION 5D

ADDITIONAL
SOURCES OF RECEIPTS

ADDITIONAL
DEDUCTIONS

Other-----

Other-----

Estate Tax-----

County Health Dept----- 54.51

Cigarette Tax-----

Personal Property Reimb Admin Fee-----

Special Assessments-----

Election Expenses----- 281.16

Advertising Delinquent-----

Total Additional Receipts-----

Total Additional Deductions----- 335.67

Total All Receipts----- 1,283.60

Total All Deductions----- 335.67

ADVANCES-----

NET DISTRIBUTION-----

947.93



-----COUNTY AUDITOR

-----DEPUTY AUDITOR

NEVADA CORPORATION

CORPORATION 5E

		F E E S					R E C E I P T S				
	TX/RT MILLS	EF/RT MILLS	REAL RECEIPTS	PERS-PROP RECEIPTS	TOTAL RECEIPTS	A/T/REA DETAC	NET-OF-FEES	NON-BUSI	OWNER OC	HOMESTEAD	
GENERAL	1.500		816.88	525.33	1342.21	49.52	1288.25	97.19	16.43	69.13	
#121	.294732000		624.55		31.85	26.21	1.59	596.75	97.19	69.13	
1976/2017/2021	.869089500		192.33		56.87	23.31	2.85	691.50			
					88.72 D	4.44					
GENERAL	1.100		2574.40	385.25	2959.65	118.25	2831.86	362.70	61.30	258.02	
#122	1.100000000		2330.97		118.89	97.83	5.94	2227.20	362.70	258.02	
/ /	1.100000000		243.43		71.97	20.42	3.60	604.66			
					190.86 D	9.54					
GENERAL	5.000		13606.19	1751.10	15357.29	536.67	14777.31			1170.86	
#123 NO RLBK	4.991545000		12501.42		539.50	443.94	26.98	12030.50		1170.86	
2020/ /2025	4.992075000		1104.77		326.64	92.73	16.33	2746.81			
					866.14 D	43.31					
A L L	L E V I E S			2,661.68		704.44		459.89		1,498.01	
		CLASS-1	16,997.47			567.98	34.51	18,897.42	459.89	77.73	
		CLASS-2	15,456.94		690.24	136.46	22.78	14,854.45		77.73	
			1,540.53		455.48			4,042.97			
					D	57.29					
	7.600				19,659.15						
		6.3862	AGR-RES								
		6.9610	COM-IND								

1,145.72 Delinquent Tax Receipts--included in figures shown above

NEVADA CORPORATION

CORPORATION 5E

ADDITIONAL
SOURCES OF RECEIPTS

ADDITIONAL
DEDUCTIONS

Other-----

Other-----

Estate Tax-----

County Health Dept----- 493.29

Cigarette Tax-----

Personal Property Reimb Admin Fee-----

Special Assessments-----

Election Expenses----- 320.04

Advertising Delinquent-----

Total Additional Receipts-----

Total Additional Deductions----- 813.33

Total All Receipts----- 18,897.42

Total All Deductions----- 813.33

ADVANCES-----

NET DISTRIBUTION----- 18,084.09



-----COUNTY AUDITOR

-----DEPUTY AUDITOR

SYCAMORE CORPORATION

CORPORATION 5F

		F E E S					R E C E I P T S				
	TX/RT MILLS	EF/RT MILLS	REAL RECEIPTS	PERS-PROP RECEIPTS	TOTAL RECEIPTS	A/T/REA DETAC	NET-OF-FEES	NON-BUSI	OWNER OC	HOMESTEAD	

FIRE EQUIPMENT	2.000		6107.46	111.43	6218.89	252.20	5963.67	832.33	151.86	564.11	
#124	1.821698000		5073.76		60.40	215.02	3.02	4855.72	832.33	151.86	
2008/2018/2022	1.997888000		1033.70			37.18		1107.95			
					60.40 D	3.02					

GENERAL	.900		2972.32	50.14	3022.46	122.98	2897.99	411.21	75.03	278.69	
#125	.900000000		2506.66		29.84	106.23	1.49	2398.94	411.21	75.03	
/ /	.900000000		465.66			16.75		499.05			
					29.84 D	1.49					

GENERAL	6.000		11152.52	334.29	11486.81	452.76	11029.26	1320.80	240.98	895.16	
#126	2.890800000		8051.41		95.85	341.21	4.79	7705.41	1320.80	240.98	
1991/2016/2020	5.993664000		3101.11			111.55		3323.85			
					95.85 D	4.79					

A L L L E V I E S				495.86		827.94		2,564.34		1,737.96	
			20,232.30				19,890.92		467.87		
	CLASS-1					662.46	9.30	2,564.34		1,737.96	
			15,631.83		186.09		14,960.07		467.87		
	CLASS-2					165.48					
			4,600.47				4,930.85				
						D					
	8.900				20,728.16	9.30					
	5.6124	AGR-RES									
	8.8914	COM-IND									

186.09 Delinquent Tax Receipts--included in figures shown above

SYCAMORE CORPORATION

CORPORATION 5F

ADDITIONAL
SOURCES OF RECEIPTS

ADDITIONAL
DEDUCTIONS

Other-----

Other-----

Estate Tax-----

County Health Dept----- 676.28

Cigarette Tax-----

Personal Property Reimb Admin Fee-----

Special Assessments-----

Election Expenses----- 374.78

Advertising Delinquent-----

Total Additional Receipts-----

Total Additional Deductions----- 1,051.06

Total All Receipts----- 19,890.92

Total All Deductions----- 1,051.06

ADVANCES-----

NET DISTRIBUTION----- 18,839.86



-----COUNTY AUDITOR

-----DEPUTY AUDITOR

UPPER SANDUSKY CORP

CORPORATION 5G

		F E E S					R E C E I P T S				
	TX/RT	EF/RT	REAL	PERS-PROP	TOTAL	A/T/REA					
	MILLS	MILLS	RECEIPTS	RECEIPTS	RECEIPTS	DETAC	NET-OF-FEES	NON-BUSI	OWNER	OC	HOMESTEAD

FIRE PENSION	.400		17195.60	1326.73	18522.33	714.87	17801.50	1780.21	323.30	779.54	
#127	.4000000000		11847.00		60.32	478.29	3.02	11365.69	1780.21	323.30	779.54
/ /	.4000000000		5348.60		58.82	236.58	2.94	6435.81			
					119.14	D 5.96					

GENERAL	1.000		42969.13	3311.04	46280.17	1786.24	44479.04	4447.59	808.25	1948.84	
#128	1.0000000000		29597.62		150.80	1194.98	7.54	28395.10	4447.59	808.25	1948.84
/ /	1.0000000000		13371.51		147.05	591.26	7.35	16083.94			
					297.85	D 14.89					

GENERAL	1.300		14205.60	4311.90	18517.50	681.97	17829.71	1012.54	183.89	443.38	
#129	.227509100		6738.24		34.31	272.04	1.72	6464.48	1012.54	183.89	443.38
1976/2017/2021	.558452700		7467.36		82.12	409.93	4.10	11365.23			
					116.43	D 5.82					

GENERAL	.700		13.91	4.07	17.98	.65	17.33	2.05			
#130	.7000000000		13.91			.52	13.39	2.05			
/ /	.7000000000					.13	3.94				
						D					

POLICE PENSION	.400		17195.60	1326.73	18522.33	714.87	17801.50	1780.21	323.30	779.54	
#131	.4000000000		11847.00		60.32	478.29	3.02	11365.69	1780.21	323.30	779.54
/ /	.4000000000		5348.60		58.82	236.58	2.94	6435.81			
					119.14	D 5.96					

A L L	L E V I E S			10,280.47		3,898.60		9,022.60		3,951.30	
			91,579.84				97,929.08	1,638.74			
	CLASS-1					2,424.12	15.30	9,022.60		3,951.30	
			60,043.77		305.75		57,604.35	1,638.74			
	CLASS-2					1,474.48	17.33				
			31,536.07		346.81		40,324.73				
						D 32.63					
	3.800				101,860.31						
	2.7275	AGR-RES									
	3.0584	COM-IND									

652.56 Delinquent Tax Receipts--included in figures shown above

UPPER SANDUSKY CORP

CORPORATION 5G

ADDITIONAL
SOURCES OF RECEIPTS

ADDITIONAL
DEDUCTIONS

Other-----

Other-----

Estate Tax-----

County Health Dept----- 8,677.32

Cigarette Tax-----

Personal Property Reimb Admin Fee-----

Special Assessments-----

Election Expenses----- 1,991.34

Advertising Delinquent-----

Total Additional Receipts-----

Total Additional Deductions----- 10,668.66

Total All Receipts----- 97,929.08

Total All Deductions----- 10,668.66

ADVANCES-----

NET DISTRIBUTION----- 87,260.42



COUNTY AUDITOR

DEPUTY AUDITOR

WHARTON CORPORATION

CORPORATION 5H

		F E E S				R E C E I P T S				
TX/RT	EF/RT	REAL	PERS-PROP	TOTAL	A/T/REA					
MILLS	MILLS	RECEIPTS	RECEIPTS	RECEIPTS	DETAC	NET-OF-FEES	NON-BUSI	OWNER	OC	HOMESTEAD
GENERAL	.800	1041.53	51.21	1092.74	42.48	1049.80	136.81	19.36		59.40
#132	.800000000	858.49		9.27	34.88	.46	823.15	136.81	19.36	59.40
/	/	.800000000			7.60		226.65			
				9.27 D	.46					
GENERAL	2.000	2947.97	128.02	3075.99	104.70	2970.13				148.51
#133 NO RLBK	2.000000000	2536.64		23.17	87.19	1.16	2448.29			148.51
2016/2021/2026	1.797742000	411.33			17.51		521.84			
				23.17 D	1.16					
A L L	L E V I E S		179.23		147.18			136.81		207.91
		3,989.50				4,019.93		19.36		
	CLASS-1				122.07	1.62		136.81		207.91
		3,395.13		32.44			3,271.44		19.36	
	CLASS-2				25.11					
		594.37					748.49			
					D	1.62				
	2.800			4,168.73						
	2.8000 AGR-RES									
	2.5977 COM-IND									

32.44 Delinquent Tax Receipts--included in figures shown above

WHARTON CORPORATION

CORPORATION 5H

ADDITIONAL
SOURCES OF RECEIPTS

ADDITIONAL
DEDUCTIONS

Other-----

Other-----

Estate Tax-----

County Health Dept----- 253.07

Cigarette Tax-----

Personal Property Reimb Admin Fee-----

Special Assessments-----

Election Expenses----- 311.19

Advertising Delinquent-----

Total Additional Receipts-----

Total Additional Deductions----- 564.26

Total All Receipts----- 4,019.93

Total All Deductions----- 564.26

ADVANCES-----

NET DISTRIBUTION-----

3,455.67



-----COUNTY AUDITOR

-----DEPUTY AUDITOR

ALL CORPORATION

		F E E S				R E C E I P T S				
		REAL	PERS-PROP	TOTAL	A/T/REA					
		RECEIPTS	RECEIPTS	RECEIPTS	DETAC	NET-OF-FEES	NON-BUSI	OWNER	OC	HOMESTEAD
A L L	CORPORATION	179207.67	16542.09		7464.08	188169.80	17284.45	3104.96		9997.50
				D	115.88					
				195749.76						

DORCAS CAREY PUBLIC LIBRA

OTHER 6A

		F E E S					R E C E I P T S				
	TX/RT	EF/RT	REAL	PERS-PROP	TOTAL	A/T/REA	RECEIPTS				
	MILLS	MILLS	RECEIPTS	RECEIPTS	RECEIPTS	DETAC	NET-OF-FEES	NON-BUSI	OWNER OC	HOMESTEAD	
CURRENT EXPENSE	1.750		51800.99	3283.99	55084.98	2093.91	52981.38	6439.71	942.21	1903.17	
#134	1.475862500		43604.25		193.86	1717.33	9.69	41877.23	6439.39	942.21	
2010/2018/2022	1.554129500		8196.74			376.58		11104.15	.32		
					193.86	D 9.69					

A L L L E V I E S			51,800.99	3,283.99		2,093.91		6,439.71		1,903.17	
	CLASS-1					1,717.33	9.69	52,981.38	942.21		
			43,604.25		193.86			41,877.23	6,439.39	1,903.17	
	CLASS-2					376.58			942.21		
			8,196.74						.32		
						D 9.69		11,104.15			
	1.750				55,084.98						
	1.4758	AGR-RES									
	1.5541	COM-IND									

193.86 Delinquent Tax Receipts--included in figures shown above

DORCAS CAREY PUBLIC LIBRA

OTHER 6A

ADDITIONAL
SOURCES OF RECEIPTS

ADDITIONAL
DEDUCTIONS

Other-----

Other-----

Estate Tax-----

County Health Dept-----

Cigarette Tax-----

Personal Property Reimb Admin Fee-----

Special Assessments-----

Election Expenses-----

Advertising Delinquent-----

Total Additional Receipts-----

Total Additional Deductions-----

Total All Receipts----- 52,981.38

Total All Deductions-----

ADVANCES-----

NET DISTRIBUTION----- 52,981.38



-----COUNTY AUDITOR

-----DEPUTY AUDITOR

FINDLAY-HANCOCK CO LIBRAR

OTHER 6B

		F E E S					R E C E I P T S				
	TX/RT MILLS	EF/RT MILLS	REAL RECEIPTS	PERS-PROP RECEIPTS	TOTAL RECEIPTS	A/T/REA DETAC	NET-OF-FEES	NON-BUSI	OWNER OC	HOMESTEAD	
CURRENT EXPENSE	.500		390.90	40.92	431.82	16.63	415.04	62.10	5.46	12.72	
#135	.409911000		388.17		3.07	15.21	.15	372.81	62.10	5.46	
2010/2015/2019	.476206500		2.73			1.42		42.23			
					3.07 D	.15					

A L L L E V I E S				40.92		16.63		62.10	5.46	12.72	
	CLASS-1		390.90			15.21	.15	62.10		12.72	
	CLASS-2		388.17		3.07	1.42		5.46			
			2.73					42.23			
					D	.15					
	.500				431.82						
	.4099 AGR-RES										
	.4762 COM-IND										

3.07 Delinquent Tax Receipts--included in figures shown above

FINDLAY-HANCOCK CO LIBRAR

OTHER 6B

ADDITIONAL
SOURCES OF RECEIPTS

ADDITIONAL
DEDUCTIONS

Other-----

Other-----

Estate Tax-----

County Health Dept-----

Cigarette Tax-----

Personal Property Reimb Admin Fee-----

Special Assessments-----

Election Expenses----- 72.09

Advertising Delinquent-----

Total Additional Receipts-----

Total Additional Deductions----- 72.09

Total All Receipts----- 415.04

Total All Deductions----- 72.09

ADVANCES-----

NET DISTRIBUTION-----

342.95



-----COUNTY AUDITOR

-----DEPUTY AUDITOR

FOREST-JACKSON LIBRARY

OTHER 6C

		F E E S				R E C E I P T S				
TX/RT	EF/RT	REAL	PERS-PROP	TOTAL	A/T/REA					
MILLS	MILLS	RECEIPTS	RECEIPTS	RECEIPTS	DETAC	NET-OF-FEES	NON-BUSI	OWNER	OC	HOMESTEAD
CURRENT EXPENSE	.700	6318.05	968.54	7286.59	277.80	6998.12	1023.34	83.16		162.27
#136	.453540500	6154.67		213.31	241.04	5902.96	1023.34	83.16		162.27
2010/2015/2019	.689714200	163.38			36.76	1095.16				
				213.31 D	10.67					

A L L	L E V I E S		968.54		277.80		1,023.34			162.27
	CLASS-1	6,318.05			241.04	6,998.12		83.16		
	CLASS-2	6,154.67		213.31		5,902.96	1,023.34			162.27
		163.38			36.76			83.16		
					D 10.67	1,095.16				
	.700			7,286.59						
	.4535 AGR-RES									
	.6897 COM-IND									

213.31 Delinquent Tax Receipts--included in figures shown above

FOREST-JACKSON LIBRARY

OTHER 6C

ADDITIONAL SOURCES OF RECEIPTS		ADDITIONAL DEDUCTIONS	
Other-----		Other-----	
Estate Tax-----		County Health Dept-----	
Cigarette Tax-----		Personal Property Reimb Admin Fee-----	
Special Assessments-----		Election Expenses-----	1,163.24
		Advertising Delinquent-----	
Total Additional Receipts-----		Total Additional Deductions-----	1,163.24
Total All Receipts-----	6,998.12	Total All Deductions-----	1,163.24

ADVANCES-----

NET DISTRIBUTION----- 5,834.88

-----COUNTY AUDITOR

-----DEPUTY AUDITOR

MOHAWK COMMUNITY LIBRARY

OTHER 6D

		F E E S					R E C E I P T S				
	TX/RT MILLS	EF/RT MILLS	REAL RECEIPTS	PERS-PROP RECEIPTS	TOTAL RECEIPTS	A/T/REA DETAC	NET-OF-FEES	NON-BUSI	OWNER OC	HOMESTEAD	
CURRENT EXPENSE	.800		11580.73	2097.29	13678.02	527.86	13146.16	1804.02	201.86	570.82	
#137	.630700000		10991.75		79.99	440.44	4.00	10547.31	1804.02	201.32	
2010/2015/2019	.800000000		588.98			87.42		2598.85		.54	
					79.99 D	4.00				3.42	

A L L L E V I E S				2,097.29		527.86		1,804.02		570.82	
			11,580.73					13,146.16	201.86		
	CLASS-1					440.44	4.00	1,804.02		567.40	
			10,991.75		79.99			10,547.31	201.32		
	CLASS-2					87.42				3.42	
			588.98					2,598.85	.54		
					D	4.00					
	.800				13,678.02						
	.6307 AGR-RES										
	.8000 COM-IND										

79.99 Delinquent Tax Receipts--included in figures shown above

MOHAWK COMMUNITY LIBRARY

ADDITIONAL
SOURCES OF RECEIPTS

ADDITIONAL
DEDUCTIONS

Other-----

Other-----

Estate Tax-----

County Health Dept-----

Cigarette Tax-----

Personal Property Reimb Admin Fee-----

Special Assessments-----

Election Expenses----- 184.34

Advertising Delinquent-----

Total Additional Receipts-----

Total Additional Deductions----- 184.34

Total All Receipts----- 13,146.16

Total All Deductions----- 184.34

ADVANCES-----

NET DISTRIBUTION----- 12,961.82



-----COUNTY AUDITOR

-----DEPUTY AUDITOR

UPPER SANDUSKY LIBRARY

OTHER 6E

		F E E S				R E C E I P T S			
TX/RT	EF/RT	REAL	PERS-PROP	TOTAL	A/T/REA	NET-OF-FEES	NON-BUSI	OWNER OC	HOMESTEAD
MILLS	MILLS	RECEIPTS	RECEIPTS	RECEIPTS	DETAC				
CURRENT EXPENSE	1.400	97562.06	13769.51	111331.57	4242.32	107061.13	12353.32	1607.32	3499.21
#138	1.023030400								
2009/2019/2023	1.219619800								
				562.48 D	28.12				
A L L L E V I E S		97,562.06	13,769.51		4,242.32	107,061.13	12,353.32	1,607.32	3,499.21
				D	28.12				
				111,331.57					
				1.400					
				1.0230 AGR-RES					
				1.2196 COM-IND					

562.48 Delinquent Tax Receipts--included in figures shown above

UPPER SANDUSKY LIBRARY

OTHER 6E

ADDITIONAL
SOURCES OF RECEIPTS

ADDITIONAL
DEDUCTIONS

Other-----

Other-----

Estate Tax-----

County Health Dept-----

Cigarette Tax-----

Personal Property Reimb Admin Fee-----

Special Assessments-----

Election Expenses-----

Advertising Delinquent-----

Total Additional Receipts-----

Total Additional Deductions-----

Total All Receipts----- 107,061.13

Total All Deductions-----

ADVANCES-----

NET DISTRIBUTION----- 107,061.13



-----COUNTY AUDITOR

-----DEPUTY AUDITOR

ALL OTHER

		F E E S				R E C E I P T S				
		REAL	PERS-PROP	TOTAL	A/T/REA	RECEIPTS				
		RECEIPTS	RECEIPTS	RECEIPTS	DETAC	NET-OF-FEES	NON-BUSI	OWNER	OC	HOMESTEAD
A L L	OTHER	167652.73	20160.25		7158.52	180601.83	21682.49	2840.01		6148.19
				D	52.63					
				187812.98						

G R A N D T O T A L S		963,833.89	288,528.95			765,886.62	255,434.20
		6,743,660.11		D	4277.14	7,414,687.91	96,047.22
			7,707,494.00				