

	CURRENT R/E	PRIOR	REF/ADJ	MANU HOMES	NON-BUSI CR OWN OCC CR	HOMESTEAD
1	AMTRIM TOWNSHIP /RIDGEDALE LOCAL S	165108.90	6273.94		13548.61	3301.81
2	AMTRIM TOWNSHIP /WYNFORD LOCAL S D	338672.37	8727.13	360.50-	24110.94	8512.57
3	AMTRIM TOWNSHIP /NEVADA CORPORATIO	82733.00	9047.18		6418.42	7059.16
4	AMTRIM TOWNSHIP /UPPER SANDUSKY S	61706.37	2912.42		4338.74	1011.29
5	CRANE TOWNSHIP /UPPER SANDUSKY S	595620.51	15624.40	88.31-	42160.22	8439.60
6	CRANE TOWNSHIP /UPPER SANDUSKY CO	1637335.78	48200.01	787.24-	138638.67	69533.71
7	CRANE TOWNSHIP /WYNFORD LOCAL S D	5519.78			294.75	9.43
8	CRANE TOWNSHIP /MOHAWK LOCAL S D	21846.19	618.62	282.96-	1854.24	969.83
9	CRAWFORD TOWNSHIP /CAREY S D	664413.68	13555.68		57458.36	13002.47
10	CRAWFORD TOWNSHIP /CAREY CORPORATION	808814.54	50041.13	417.85-	77227.55	31032.88
11	CRAWFORD TOWNSHIP /UPPER SANDUSKY S	8391.16	131.37		769.97	140.14
12	EDEN TOWNSHIP /UPPER SANDUSKY S	190154.53	14529.96		15934.60	4317.70
13	EDEN TOWNSHIP /WYNFORD LOCAL S D	149805.95	3113.70	362.64-	10030.54	3183.21
14	EDEN TOWNSHIP /NEVADA CORPORATIO	70632.67	7440.18		5599.89	4321.59
15	EDEN TOWNSHIP /MOHAWK LOCAL S D	5983.74			294.61	
16	JACKSON TOWNSHIP /UPPER SANDUSKY S	50171.14	566.24		3583.47	718.70
17	JACKSON TOWNSHIP /KIRBY CORPORATION	8157.68			723.46	285.96
18	JACKSON TOWNSHIP /RIVERDALE S D HAR	289101.74	12780.19		22824.64	3064.74
19	JACKSON TOWNSHIP /KENTON CITY S D H	29819.29	1216.45		2027.88	357.54
20	MIFFLIN TOWNSHIP /UPPER SANDUSKY S	550638.52	8706.28		41340.87	6254.57
21	MIFFLIN TOWNSHIP /KIRBY CORPORATION	6722.22	39.12		550.57	804.11
22	MIFFLIN TOWNSHIP /RIVERDALE S D HAR	7780.59			494.27	141.23
23	MARSEILLES TOWNSHIP /UPPER SANDUSKY S	226645.16	18343.01		17484.00	3631.04
24	MARSEILLES TOWNSHIP /MARSEILLES CORP	17003.11	2473.69		1321.42	1564.38
25	MARSEILLES TOWNSHIP /KENTON CITY S D H	48285.11	497.62		2626.52	546.18
26	PITT TOWNSHIP /UPPER SANDUSKY S	549654.00	16177.54	129.66-	41477.58	8489.49
27	PITT TOWNSHIP /HARFSTER CORPORAT	62122.60	2793.10		5713.42	5137.38
28	PITT TOWNSHIP /WYNFORD LOCAL S D	11169.53			822.72	360.18
29	RICHLAND TOWNSHIP /RIVERDALE S D HAR	442760.53	29466.81	455.02-	37135.30	5608.19
30	RICHLAND TOWNSHIP /WHARTON CORPORATI	66514.99	3293.57	294.64-	5751.29	3081.59
31	RIDGE TOWNSHIP /CAREY S D	185515.71	4125.73		15816.32	3376.86
32	RIDGE TOWNSHIP /RIVERDALE S D HAR	59453.10	4538.42		5284.54	428.16
33	RIDGE TOWNSHIP /VANLUE S D HANCOCK	60157.36	2.62		5629.01	1110.55
34	SALEM TOWNSHIP /UPPER SANDUSKY S	567407.96	11994.26	865.79-	44777.17	7585.89
35	SALEM TOWNSHIP /RIVERDALE S D HAR	42942.87	6908.30		4707.20	1162.96
36	SYCAMORE TOWNSHIP /MOHAWK LOCAL S D	381030.92	17288.74		4059.07	1162.96
37	SYCAMORE TOWNSHIP /SYCAMORE CORPORAT	175697.26	14057.76		30218.10	7596.69
38	TYMOCHTEE TOWNSHIP /MOHAWK LOCAL S D	582795.73	47437.20	4.48-	17043.86	12333.60
39	TYMOCHTEE TOWNSHIP /UPPER SANDUSKY S	77092.60	1209.91	19.48-	4839.22	12288.74
40	EDEN TWP /UPPER SANDUSKY S	113265.26	10936.86		5203.13	669.48
41	PITT TOWNSHIP /UPPER CORPORATION	1255.41			9286.02	2593.62
42	SALEM TOWNSHIP /UPPER SANDUSKY CO	696.70			1033.80	

** COUNTY TOTALS **

9420596.26 395069.14 4068.57- 768755.45 96224.47 244017.79

	CURRENT R/E	PRIOR	REF/ADJ	PERS/PROPTY	NON-BUSI CR OWN OCC CR	HOMESTEAD
1 ANTRIM TOWNSHIP /RIDGEDALE LOCAL S	12272.20			19510.94		
2 ANTRIM TOWNSHIP /WYNFORD LOCAL S D	2937.66			40932.27		
3 ANTRIM TOWNSHIP /NEVADA CORPORATIO	16306.19	1346.09		13913.86		
4 ANTRIM TOWNSHIP /UPPER SANDUSKY S	786.85			7065.00		
5 CRANE TOWNSHIP /UPPER SANDUSKY S	31638.30			85899.39	10.96	154.08
6 CRANE TOWNSHIP /UPPER SANDUSKY CO	782272.92	22450.84	92124.91-	190598.81		
7 CRANE TOWNSHIP /WYNFORD LOCAL S D				1743.16		
8 CRANE TOWNSHIP /MOHAWK LOCAL S D	814.80	518.76		3827.56		
9 CRAWFORD TOWNSHIP/CAREY S D	66409.79			93837.92	23.02	
10 CRAWFORD TOWNSHIP/CAREY CORPORATION	311447.93	8752.62		26948.54	25.88	
11 CRAWFORD TOWNSHIP/UPPER SANDUSKY S				187.52		
12 EDEN TOWNSHIP /UPPER SANDUSKY S	1644.11	208.64		21668.73		
13 EDEN TOWNSHIP /WYNFORD LOCAL S D	6211.43			14931.48		
14 EDEN TOWNSHIP /NEVADA CORPORATIO	3803.23	305.99		18042.84		
15 EDEN TOWNSHIP /MOHAWK LOCAL S D				214.05		
16 JACKSON TOWNSHIP /UPPER SANDUSKY S	413.56			4944.77		
17 JACKSON TOWNSHIP /KIRBY CORPORATION	3318.54			1755.12		
18 JACKSON TOWNSHIP /RIVERDALE S D HAR	19045.90			14375.23	882.78	
19 JACKSON TOWNSHIP /KENTON CITY S D H				3684.04		
20 MIFFLIN TOWNSHIP /UPPER SANDUSKY S	1125.70	67.28		24383.50		
21 MIFFLIN TOWNSHIP /KIRBY CORPORATION	4653.69			876.61		
22 MIFFLIN TOWNSHIP /RIVERDALE S D HAR				1.83		
23 MARSEILLES TOWNSH/UPPER SANDUSKY S *	477.16			36799.15		
24 MARSEILLES TOWNSH/MARSEILLES CORPOR	1247.76	297.17		2843.23		
25 MARSEILLES TOWNSH/KENTON CITY S D H				5337.78		
26 PITT TOWNSHIP /UPPER SANDUSKY S	13688.43			188414.73		
27 PITT TOWNSHIP /HARPSTER CORPORAT	33952.65			18466.86		
28 PITT TOWNSHIP /WYNFORD LOCAL S D				47.95		
29 RICHLAND TOWNSHIP/RIVERDALE S D HAR	645.02			36900.96		
30 RICHLAND TOWNSHIP/WHARTON CORPORATI	9557.52	7606.37		3137.13		
31 RIDGE TOWNSHIP /CAREY S D	4968.08			18910.70		
32 RIDGE TOWNSHIP /RIVERDALE S D HAR	20.86			6798.48		
33 RIDGE TOWNSHIP /VANLUE S D HANCOCK	312.23			4737.88		
34 SALEM TOWNSHIP /UPPER SANDUSKY S	47754.18		9000.00-	3730.94		
35 SALEM TOWNSHIP /RIVERDALE S D HAR				52111.06		
36 SYCAMORE TOWNSHIP/MOHAWK LOCAL S D	2286.79			62005.30		
37 SYCAMORE TOWNSHIP/SYCAMORE CORPORAT	45480.65	789.45	7522.03-	3548.22		
38 TYMOCHTEE TOWNSHI/MOHAWK LOCAL S D	11498.44	1972.07		97427.03	26.49	182.94
39 TYMOCHTEE TOWNSHI/UPPER SANDUSKY S				3082.39		
40 EDEN TWP /UPPER SANDUSKY S	995.52					
41 PITT TOWNSHIP /UPPER CORPORATION				348.56		
42 SALEM TOWNSHIP /UPPER SANDUSKY CO				327.73		

** COUNTY TOTALS **

1437988.09	44315.28	99646.94-	1134319.25	931.68	37.45	337.02
		9000.00-P/P				
		PRIOR P/P				

REAL ESTATE, UTILITY & GENERAL PERSONAL PROPERTY F E E S

13,542,591.88

TOTAL COLLECTION & ROLLBACKS:

REAL ESTATE ASSESSMENT	
.040000 (1ST \$ 500,000)	20,000.00
.020000 (NEXT \$10,000,000)	200,000.00
.007500 (BALANCE)	22,819.44
T O T A L	242,819.44 *

AUDITOR	
.025000 (1ST \$ 100,000)	2,500.00
.0083180 (NEXT \$ 2,000,000)	16,636.00
.0066550 (NEXT \$ 2,000,000)	13,310.00
.0016630 (BALANCE)	15,703.03
T O T A L	48,149.03 *

TREASURER	
.0094950 (1ST \$ 5,840,000)	55,450.80
.0019960 (BALANCE)	15,374.37
T O T A L	70,825.17 *

GRAND TOTAL FEES: 361,793.64 *

		WYANDOT COUNTY				COUNTY						
		TX/RT MILLS	EF/RT MILLS	REAL RECEIPTS	PERS-PROP RECEIPTS	TOTAL RECEIPTS	A/T/REA DETAC	NET-OF-FEES	NON-BUSI OWNER OC HOMESTEAD			
COUNTY GENERAL	# 1	2.900	2.900000000	840095.53	58759.14	898854.67	26799.29	1500.67	870394.65	68914.79	8602.86	18419.52
	/	2.900000000		740452.33		30013.47	22341.42	160.06	716610.24	68832.94	8599.87	18394.71
	/	2.900000000		99643.20		3201.16	4457.87		153784.41	81.85	2.99	24.81
						33214.63	D 1660.73					
HEALTH DISTRICT	# 2 NO RLBK	.700	.699961500	218793.11	14183.24	232976.35	6391.21	362.21	226188.61			4445.18
	2019/2019/2024		.621809300	197409.71		7244.24	5392.46	34.32	191655.04			4439.86
				21383.40		686.38	998.75		34533.57			5.32
						7930.62	D 396.53					
MENTAL HEALTH/REC	# 3 NO RLBK	.600	.599967000	187447.39	12157.07	199604.46	5475.61	310.47	193789.11			3810.15
	2017/ /2026		.530375400	169208.33		6209.35	4622.11	29.27	164275.75			3805.61
				18239.06		585.46	853.50		29513.36			4.54
						6794.81	D 339.74					
SENIOR CITIZENS	# 4 NO RLBK	1.000	.999945000	312561.56	20261.78	332823.34	9130.30	517.45	323126.57			6350.25
	2019/ /2023		.888299000	282013.85		10348.91	7703.51	49.02	273792.89			6342.65
				30547.71		980.57	1426.79		49333.68			7.60
						11329.48	D 566.47					
SENIOR CITIZENS	# 5	.800	.707167200	174790.18	16209.45	190999.63	5678.15	305.00	184977.45	14009.86	1748.60	3744.63
	2009/2019/2023		.589406400	150492.13		6100.03	4540.75	39.03	145646.38	13989.91	1747.87	3738.58
				24298.05		780.60	1137.40		39331.07	19.95	.73	6.05
						6880.63	D 344.03					
ALL LEVIES				1,733,687.77	121,570.68	53,474.56		2,995.80	1,798,476.39	82,924.65	36,769.73	
	CLASS-1			1,539,576.35		44,600.25		1,491,980.30	10,351.46	82,822.85	36,721.41	
	CLASS-2			194,111.42		8,874.31		311.70	10,347.74	101.80	48.32	
						6234.17		306,496.09		3.72		
						D 3,307.50						
	6.000			1,855,258.45								
	5.7891 AGR-RES											
	5.6474 COM-IND											

66,150.17 Delinquent Tax Receipts---included in figures shown above

WYANDOT COUNTY COUNTY 1A

ADDITIONAL SOURCES OF RECEIPTS

ADDITIONAL DEDUCTIONS

Other-----		
Estate Tax-----		
Cigarette Tax-----		
Special Assessments-----		
Total Additional Receipts-----		
Total All Receipts-----	1,798,476.39	
Other-----		
County Health Dept-----		
Personal Property Reimb Admin Fee-----		
Election Expenses-----		
Advertising Delinquent-----		
Total Additional Deductions-----		
Total All Deductions-----		

ADVANCES-----

NET DISTRIBUTION----- 1,798,476.39 + 9,000-

Annual 879,394.65

Health 226,188.61

WHRB 193,789.11

Senior 508,104.02

[Handwritten Signature]

-----COUNTY AUDITOR

-----DEPUTY AUDITOR

WYANDOT COUNTY COUNTY 1B

ADDITIONAL SOURCES OF RECEIPTS ADDITIONAL DEDUCTIONS

Other
Estate Tax
Cigarette Tax
Special Assessments
Total Additional Receipts
Total All Receipts 1,114,883.19
Other
County Health Dept
Personal Property Reimb Admin Fee
Election Expenses
Advertising Delinquent
Total Additional Deductions
Total All Deductions

ADVANCES

NET DISTRIBUTION 1,114,883.19

[Handwritten signature]

COUNTY AUDITOR

DEPUTY AUDITOR

 REAL PERS-PROP TOTAL A/T/REA RECEIPTS
 RECEIPTS RECEIPTS RECEIPTS RECEIPTS

 FEES

 RECEIPTS
 NET-OF-FEES NON-BUSI OWNER OC HOMESTEAD

 ALL COUNTY

A L L COUNTY 2793430.73 211735.58 86489.52 2913359.58 129620.41 16179.05 58776.50
 D 5317.21
 3005166.31

KENTON CSD

TX/RT MILLS	EF/RT MILLS	REAL RECEIPTS	PERS-PROP RECEIPTS	TOTAL RECEIPTS	FEES		NET-OF-FEES	NON-BUSI OWNER	OC HOMESTEAD	BOARD OF ED	2B
					A/T/REA DETAC	RECEIPTS					
BOND # 16	2.900	4969.80	426.72	5396.52	156.74	5234.31	388.02	25.07	57.38		
2011/ /2038	2.900000000	4969.80		109.49	145.34	4818.99	388.02	25.07	57.38		
				109.49 D	11.40	415.32					
BOND # 17	6.480	12028.00	953.50	12981.50	350.23	12619.04			128.23		
2021/ /2057	6.480000000	12028.00		244.66	324.76	11691.01			128.23		
				244.66 D	25.47	928.03					
CLASSROOM FACILIT # 18	.500	685.29	73.57	758.86	22.01	736.10	53.51	3.46	7.92		
2011/ /CONT	.399888000	685.29		15.09	20.04	664.50	53.51	3.46	7.92		
	.498286500			15.09 D	1.97	71.60					
GENERAL # 19	4.800	5136.41	706.30	5842.71	169.08	5667.97	401.03	25.91	59.31		
1985/ /CONT	2.997216000	5136.41		113.16	150.21	4980.54	401.03	25.91	59.31		
	4.783550400			113.16 D	18.87	687.43					
GENERAL # 20	3.500	5998.04	515.00	6513.04	189.17	6317.26	468.30	30.26	69.27		
/ /	3.500000000	5998.04		132.15	175.41	5816.02	468.30	30.26	69.27		
	3.500000000			132.15 D	13.76	501.24					
GENERAL # 21	4.600	4761.24	676.87	5438.11	157.32	5275.54	371.74	24.02	54.98		
1980/ /CONT	2.778298800	4761.24		104.90	139.24	4616.75	371.74	24.02	54.98		
	3.409888000			104.90 D	18.08	658.79					
GENERAL # 22	21.300	20123.01	3134.19	23257.20	672.21	22562.82	1571.12	101.52	232.36		
1976/ /CONT	11.742264000	20123.01		443.34	588.48	19512.36	1571.12	101.52	232.36		
	13.554659700			443.34 D	83.73	3050.46					
A L L L E V I E S			6,486.15		1,716.76		3,253.72		609.45		
CLASS-1		53,701.79				58,413.04		210.24			
CLASS-2		53,701.79		1162.79	1,543.48		3,253.72		609.45		
					173.28	52,100.17		210.24			
						6,312.87					
44.080					D						
				60,187.94							
		30.7974	AGR-RES								
		35.1261	COM-IND								

1,162.79 Delinquent Tax Receipts--included in figures shown above

ADDITIONAL SOURCES OF RECEIPTS

ADDITIONAL DEDUCTIONS

Other-----		
Estate Tax-----		
Cigarette Tax-----		
Special Assessments-----		
Total Additional Receipts-----		
Total All Receipts-----	58,413.04	
Other-----		
County Health Dept-----		
Personal Property Reimb Admin Fee-----		
Election Expenses-----		
Advertising Delinquent-----		
Total Additional Deductions-----		
Total All Deductions-----		

ADVANCES-----

NET DISTRIBUTION----- 58,413.04

-----COUNTY AUDITOR

-----DEPUTY AUDITOR

MOHAWK LSD FEES RECEIPTS BOARD OF ED 2C

TX/RT MILLS	EF/RT MILLS	REAL RECEIPTS	PERS-PROP RECEIPTS	TOTAL RECEIPTS	A/T/REA DETAC	RECEIPTS			OWNER OC	HOMESTEAD
						NET-OF-FEES	NON-BUSI	NET		
BOND # 23	.900	30355.29	2738.28	33093.57	985.46	93.53	32011.20	2583.02	288.25	776.21
2003/ /2030	.9000000000	29277.87		1870.68	879.49	3.38	28304.85	2583.02	287.65	772.36
		1077.42		67.55	105.97		3706.35		.60	3.85
				1938.23 D	96.91					
BOND # 24	.200	6745.61	608.50	7354.11	218.99	20.79	7113.58	574.00	64.06	172.49
2003/ /2030	.2000000000	6506.18		415.70	195.44	.75	6289.95	574.00	63.93	171.64
	.2000000000	239.43		15.01	23.55		823.63		.13	.85
				430.71 D	21.54					
CLASSROOM FACILIT # 25	.500	11456.00	1521.27	12977.27	384.98	34.69	12555.73	957.90	107.02	288.57
2003/ /2025	.3337605000	10857.54		693.73	326.15	1.87	10496.70	957.90	106.68	286.43
	.4999050000	598.46		37.52	58.83		2059.03		.34	2.14
				731.25 D	36.56					
GENERAL # 26	6.000	117466.12	18255.15	135721.27	4018.32	357.84	131328.01	9882.06	1103.58	2974.39
1980/ /CONT	3.4431900000	112010.21		7156.77	3364.72	17.10	108287.65	9882.06	1100.52	2954.91
	4.5574380000	5455.91		342.06	653.60		23040.36		3.06	19.48
				7498.83 D	374.94					
GENERAL # 27	22.900	390997.35	69673.82	460671.17	13612.89	49.78	445810.11	33094.65	3694.50	9952.56
1976/ /CONT	11.5311118000	375117.88		23967.77	11268.33		362651.16	33094.65	3685.59	9895.87
	13.2644586000	15879.47		995.59	2344.56		83158.95		8.91	56.69
				24963.36 D	1248.17					
GENERAL # 28	5.000	168640.39	15212.61	183853.00	5474.75	18.77	177839.85	14350.15	1601.47	4312.31
/ /	5.0000000000	162654.68		10392.65	4886.05		157249.00	14350.15	1598.11	4290.94
	5.0000000000	5985.71		375.29	588.70		20590.85		3.36	21.37
				10767.94 D	538.40					
GENERAL # 29	3.000	61182.70	9127.56	70310.26	2082.82	9.33	68032.16	5135.13	573.55	1546.12
1986/ /CONT	1.7892240000	58205.13		3718.96	1748.45		56270.73	5135.13	571.88	1535.49
	2.4872280000	2977.57		186.69	334.37		11761.43		1.67	10.63
				3905.65 D	195.28					
A L L L E V I E S			117,137.19	26,778.21			66,576.91		20,022.65	
		786,843.46					874,690.64		7,432.43	
CLASS-1		754,629.49		48216.26		2,410.82	66,576.91		19,907.64	
CLASS-2		32,213.97		2019.71		100.98	729,550.04		7,414.36	
				D			145,140.60		18.07	
38.500				903,980.65						
		23.1971 AGR-RES								
		26.9089 COM-IND								

50,235.97 Delinquent Tax Receipts--included in figures shown above

ADDITIONAL SOURCES OF RECEIPTS	ADDITIONAL DEDUCTIONS
-----------------------------------	--------------------------


Other-----	
Estate Tax-----	
Cigarette Tax-----	
Special Assessments-----	
Total Additional Receipts-----	
Total All Receipts-----	
Other-----	
County Health Dept-----	
Personal Property Reimb Admin Fee-----	
Election Expenses-----	
Advertising Delinquent-----	
Total Additional Deductions-----	
Total All Deductions-----	

874,690.64

874,690.64

ADVANCES-----

NET DISTRIBUTION----- 874,690.64



-----COUNTY AUDITOR

-----DEPUTY AUDITOR

RIDGEDALE LSD

TX/RT MILLS	EF/RT MILLS	REAL RECEIPTS	PERS-PROP RECEIPTS	TOTAL RECEIPTS	FEES		NET-OF-FEES NON-BUSI OWNER OC HOMESTEAD	BOARD OF ED	2D
					A/T/REA DETAC	RECEIPTS			
EMERGENCY	3.720	18902.17	1152.62	20054.79	544.18		19480.71		314.72
# 30 NO RILBK	3.7200000000	17768.35		598.01	483.09		17255.36		314.72
2017/	/2021	1133.82		598.01 D	29.90		2225.35		
GENERAL	5.500	25322.72	1704.15	27026.87	804.56		26178.10	2365.00	259.03
# 31	5.5000000000	23646.38		884.15	714.25		22887.92	2365.00	259.03
/	/	1676.34		884.15 D	44.21		3290.18		
GENERAL	4.500	11437.60	1394.30	12831.90	379.78		12432.32	1059.37	116.03
# 32	2.4636555000	10592.10		396.04	319.94		10252.36	1059.37	116.03
1978/	/CONT	845.50		396.04 D	19.80		2179.96		
GENERAL	30.700	61004.04	9512.24	70516.28	2084.31		68324.60	5743.89	629.11
# 33	13.3578770000	57430.08		2147.34	1734.71		55588.00	5743.89	629.11
1976/	/CONT	3573.96		2147.34 D	107.37		12736.60		

A L L L E V I E S

116,666.53	13,763.31	3,812.83	9,168.26	2,118.54
CLASS-1	201.28	126,415.73	1,004.17	
CLASS-2	4025.54	105,983.64	9,168.26	2,118.54
	560.84	20,432.09	1,004.17	
44.420	D			
25.0414 AGR-RES	130,429.84			
23.7199 COM-IND				

4,025.54 Delinquent Tax Receipts--included in figures shown above

RIDGEDALE LSD BOARD OF ED 2D

ADDITIONAL SOURCES OF RECEIPTS

ADDITIONAL DEDUCTIONS

Other-----		
Estate Tax-----		
Cigarette Tax-----		
Special Assessments-----		
Total Additional Receipts-----		
Total All Receipts-----	126,415.73	

ADVANCES-----

NET DISTRIBUTION----- 126,415.73

-----COUNTY AUDITOR

-----DEPUTY AUDITOR

RIVERDALE LSD

TX/RT MILLS	EF/RT MILLS	REAL RECEIPTS	PERS-PROP RECEIPTS	TOTAL RECEIPTS	FEES		RECEIPTS		BOARD OF ED	2E
					A/T/REA DETAC	D	NET-OF-FEES	NON-BUSI OWNER OC HOMESTEAD		
CLASSROOM FACILI	.500	8409.90	769.63	9179.53	248.09		8905.17		101.39	
# 34 NO RIBK	.283351500	7938.38		432.90	214.78		7701.95		101.39	
2000/ /2022	.464988000	471.52		92.51	33.31		1203.22			
				525.41 D	26.27					
BOND	2.860	75892.89	4402.28	80295.17	2364.51		77683.74	6599.09	533.83	1023.44
# 35	2.860000000	73070.11		4369.37	2167.92		70683.72	6521.70	533.83	1023.44
2000/ /2022	2.860000000	2822.78		568.99	196.59		7000.02	77.39		
				4938.36 D	246.92					
GENERAL	20.500	470090.12	31554.83	501644.95	14765.30		485365.01	41004.69	3321.92	6368.52
# 36	17.796911000	454693.08		27189.25	13490.29		439843.33	40582.59	3321.92	6368.52
1976/ /CONT	15.600008000	15397.04		3103.60	1275.01		155.18	422.10		
				30292.85 D	1514.64					
GENERAL	4.400	116758.30	6772.74	123531.04	3637.72		119513.45	10152.45	821.30	1574.51
# 37	4.400000000	112415.54		6722.11	3335.26		108744.17	10033.40	821.30	1574.51
/ /	4.400000000	4342.76		875.37	302.46		43.76	10769.28	119.05	
				7597.48 D	379.87					

A L L L E V I E S		43,499.48		21,015.62		57,756.23		9,067.86	
CLASS-1	671,151.21					691,467.37		4,677.05	
CLASS-2	648,117.11			19,208.25		1,935.69		57,137.69	9,067.86
	23,034.10			1,807.37		232.01		618.54	
				4640.47		64,494.20			
				D					
28.260				714,650.69					
	25.3402 AGR-RES								
	23.3249 COM-IND								

43,354.10 Delinquent Tax Receipts--included in figures shown above


ADDITIONAL SOURCES OF RECEIPTS	ADDITIONAL DEDUCTIONS
-----	-----

Other-----	
Estate Tax-----	
Cigarette Tax-----	
Special Assessments-----	
Total Additional Receipts-----	
Total All Receipts-----	691,467.37

Other-----	
County Health Dept-----	
Personal Property Reimb Admin Fee-----	
Election Expenses-----	
Advertising Delinquent-----	
Total Additional Deductions-----	
Total All Deductions-----	

ADVANCES-----

NET DISTRIBUTION----- 691,467.37



-----COUNTY AUDITOR

-----DEPUTY AUDITOR

UPPER SANDUSKY EVSD BOARD OF ED 2F

TX/RT MILLS	EF/RT MILLS	REAL RECEIPTS	PERS-PROP RECEIPTS	TOTAL RECEIPTS	FEES		RECEIPTS		NET-OF-FEES	NON-BUSI OWNER	OC HOMESTEAD
					A/T/REA	DETAC	NET-OF-FEES	NON-BUSI OWNER			
GENERAL # 38	5.000	469769.35	59939.07	529708.42	15759.35		513218.49	35637.39	4631.84	9598.56	
1986/	2.933680000	383311.69		12290.11	11572.02		614.51	371125.16	4630.47	9582.27	
/CONT	3.803340000	86457.66		2321.44	4187.33		116.07	142093.33	1.37	16.29	
				14611.55	D 730.58						
GENERAL # 39	4.800	736277.03	57541.52	793818.55	23729.24		768937.38	58308.80	7577.94	15698.76	
/	4.800000000	627163.26		20108.74	18933.80		1005.44	607224.02	7576.21	15678.21	
/	4.800000000	109113.77		2929.77	4795.44		146.49	161713.36	1.73	20.55	
				23038.51	D 1151.93						
GENERAL # 40	20.300	1627652.05	243352.61	1871004.66	55615.45		1812838.16	130520.95	16962.49	35136.89	
1976/	10.744526100	1403869.15		45012.27	42382.23		2250.61	1359236.31	16958.94	35094.74	
/CONT	9.844383500	223782.90		6008.70	13233.22		300.44	453601.85	3.55	42.15	
				51020.97	D 2551.05						
GENERAL # 41	3.600	288822.93	43156.12	331979.05	9868.09		321658.29	23156.81	3009.46	6233.92	
1977/	1.906275600	249072.08		7986.01	7519.38		399.30	241153.40	3008.83	6226.43	
/CONT	1.748671200	39750.85		1067.33	2348.71		53.37	80504.89	.63	7.49	
				9053.34	D 452.67						
PERMANENT IMPROVE # 42 NO RLKB	2.000	318400.02	23975.62	342375.64	9441.34		332476.68			6312.47	
2015/	1.930322000	278709.65		8086.74	7614.24		404.34	270691.07		6304.99	
/CONT	1.745982000	39690.37		1065.69	1827.10		53.28	61785.61		7.48	
				9152.43	D 457.62						
A L L L E V I E S			427,964.94	114,413.47				247,623.95		72,980.60	
CLASS-1		3,440,921.38		88,021.67				3,749,129.00	32,181.73		
CLASS-2		2,942,125.83		93483.87				4,674.20	247,623.95	72,886.64	
		498,795.55		26,391.80				2,849,429.96	32,174.45		
				13392.93				669.65		93.96	
35.700				D 5,343.85				899,699.04		7.28	
				3,868,886.32							
		22.3146	AGR-RES								
		21.9421	COM-IND								

106,876.80 Delinquent Tax Receipts---included in figures shown above

BOARD OF ED 2F

UPPER SANDUSKY EVSD

ADDITIONAL SOURCES OF RECEIPTS

ADDITIONAL DEDUCTIONS

Other-----		
Estate Tax-----		
Cigarette Tax-----		
Special Assessments-----		
Total Additional Receipts-----		
Total All Receipts-----	3,749,129.00	
Other-----		
County Health Dept-----		
Personal Property Reimb Admin Fee-----		
Election Expenses-----		
Advertising Delinquent-----		
Total Additional Deductions-----		
Total All Deductions-----		

ADVANCES-----

NET DISTRIBUTION----- 3,749,129.00

-----COUNTY AUDITOR

-----DEPUTY AUDITOR

VANLUE LSD FERS

TX/RT MILLS	EF/RT MILLS	REAL RECEIPTS	PERS-PROP RECEIPTS	TOTAL RECEIPTS	FERS		NET-OF-FEES NON-BUSI OWNER OC HOMESTEAD	BOARD OF ED	2G
					A/T/REA DETAC	RECEIPTS			
EMERGENCY # 43	6.220 6.2200000000	9099.83 9053.00	538.06	9637.89 .40	289.41 273.79		9348.46 8779.19	82.80 82.80	168.88 168.88
2019/ /2028	6.2200000000	46.83		.40 D	15.62		569.27		
GENERAL # 44	6.000 6.0000000000	8777.98 8732.80	519.03	9297.01 .38	279.18 264.10		9017.81 8468.68	79.87 79.87	162.90 162.90
/	6.0000000000	45.18		.38 D	15.08		549.13		
GENERAL # 45	25.000 15.5853750000	22790.87 22683.98	2162.63	24953.50 1.00	746.65 686.02		24206.80 21997.91	207.48 207.48	423.16 423.16
1976/ /CONT	14.1962750000	106.89		1.00 D	60.63		2208.89		
PERMANENT IMPROVE # 46	4.000 1.7393280000	2551.39 2531.53	346.02	2897.41 .11	86.33 76.56		2811.07 2454.96	23.15 23.15	47.22 47.22
1994/ /CONT	2.6372160000	19.86		.11 D	9.77		356.11		
A L L L E V I E S			3,565.74	1,401.57			4,482.29		802.16
CLASS-1		43,220.07		1,300.47			45,384.14	393.30	802.16
CLASS-2		43,001.31		1.89			41,700.74	393.30	
		218.76		101.10			3,683.40		
41.220				D	.10				
				46,785.81					
				29.5446 AGR-RES					
				29.0534 COM-IND					

1.89 Delinquent Tax Receipts--included in figures shown above

ADDITIONAL SOURCES OF RECEIPTS	ADDITIONAL DEDUCTIONS
-----	-----

Other-----	
Estate Tax-----	
Cigarette Tax-----	
Special Assessments-----	
Total Additional Receipts-----	
Total All Receipts-----	45,384.14

Other-----	
County Health Dept-----	
Personal Property Reimb Admin Fee-----	
Election Expenses-----	
Advertising Delinquent-----	
Total Additional Deductions-----	
Total All Deductions-----	45,384.14

ADVANCES-----

NET DISTRIBUTION----- 45,384.14

[Handwritten Signature]

-----COUNTY AUDITOR

-----DEPUTY AUDITOR

19,198.08 Delinquent Tax Receipts--included in figures shown above

----- F E E S ----- ALL BOARD OF ED
 REAL PERS-PROP TOTAL A/T/REA RECEIPTS
 RECEIPTS RECEIPTS RECEIPTS DETAC NET-OF-FEES NON-BUSI OWNER OC HOMESTEAD

A L L BOARD OF ED 7005427.36 790695.05 230218.44 7552093.73 535591.19 66692.20 152437.75
 D 13810.24
 7796122.41

OHIO HI-POINT JVSD									
F E E S									
TX/RT	BF/RT	REAL	PERS-PROP	TOTAL	A/T/REA	R E C E I P T S			
MILLS	MILLS	RECEIPTS	RECEIPTS	RECEIPTS	DETAC	NET-OF-FEES	NON-BUSI	OWNER	OC HOMESTEAD
GENERAL	2.000	3427.46	294.29	3721.75	108.10	3609.87	267.60	17.29	39.58
# 56	2.0000000000	3427.46		75.51	100.23	3323.45	267.60	17.29	39.58
1978/	/CONT			75.51 D	3.78	286.42			
PERMANENT IMPROVE	.600	1050.62	88.29	1138.91	30.73	1107.11			11.20
# 57 NO RLK	.566014200	1050.62		21.37	28.37	1021.18			11.20
2018/	/CONT			21.37 D	1.07	85.93			

J V S									
A L L	L E V I E S		382.58		138.83		267.60	17.29	50.78
		4,478.08				4,716.98			
	CLASS-1				128.60		267.60		50.78
	CLASS-2	4,478.08		96.88		4,344.63		17.29	
					10.23				
							372.35		
				D	4.85				
	2.600			4,860.66					
		2.5660	AGR-RES						
		2.5674	COM-IND						

96.88 Delinquent Tax Receipts--included in figures shown above

J V S 3B

OHIO HI-POINT JVSD

ADDITIONAL SOURCES OF RECEIPTS

ADDITIONAL DEDUCTIONS

Other-----	
Estate Tax-----	
Cigarette Tax-----	
Special Assessments-----	
Total Additional Receipts-----	
Total All Receipts-----	4,716.98
Other-----	
County Health Dept-----	
Personal Property Reimb Admin Fee-----	
Election Expenses-----	
Advertising Delinquent-----	
Total Additional Deductions-----	
Total All Deductions-----	

ADVANCES-----

NET DISTRIBUTION----- 4,716.98

-----COUNTY AUDITOR

-----DEPUTY AUDITOR

		VANGUARD JVSD				J V S		3C
		FEES		RECEIPTS		NET-OF-FEES		OWNER OC HOMESTEAD
TX/RT MILLS	EF/RT MILLS	REAL RECEIPTS	PERS-PROP RECEIPTS	TOTAL RECEIPTS	A/T/REA DETAC	NET-OF-FEES	NON-BUSI	OWNER OC HOMESTEAD
GENERAL	1.600	299390.62	24048.53	323439.15	9661.67	313221.22	24028.32	3038.45
# 58	1.600000000	261103.91		10028.56	7874.80	501.43	24028.32	3036.80
1976/	/CONT	38286.71		1096.68	1786.87	54.83	24028.32	3036.80
				11125.24	556.26			1.65
								13.69

A L L L E V I E S		24,048.53		9,661.67		24,028.32		6,612.85	
CLASS-1		299,390.62		10028.56	7,874.80	501.43	24,028.32	3,038.45	6,599.16
CLASS-2		38,286.71		1096.68	1,786.87	54.83	24,028.32	3,036.80	13.69
1.600				323,439.15	556.26			1.65	

11,125.24 Delinquent Tax Receipts--included in figures shown above

VANGUARD JVSD

ADDITIONAL SOURCES OF RECEIPTS	ADDITIONAL DEDUCTIONS
-----	-----

Other	-----	-----
Estate Tax	-----	-----
Cigarette Tax	-----	-----
Special Assessments	-----	-----
Total Additional Receipts	-----	-----
Total All Receipts	313,221.22	Total All Deductions

ADVANCES-----

NET DISTRIBUTION----- 313,221.22

-----COUNTY AUDITOR

-----DEPUTY AUDITOR

		TRI-RIVERS JVSD				F E E S				R E C I P T S				J V S			
		TX/RT	EF/RT	REAL	PERS-PROP	TOTAL	A/T/REA	RECEIPTS	NET-OF-FEES	NON-BUSI	OWNER	OC	HOMESTEAD				
		MILLS	MILLS	RECEIPTS	RECEIPTS	RECEIPTS	DETAC	RECEIPTS	RECEIPTS	RECEIPTS	RECEIPTS	RECEIPTS	RECEIPTS	3D	3D	3D	3D
GENERAL	1.300		3297.28	402.80	3700.08	109.13	5.51	3585.44	294.57	32.26	57.96						
# 59	.685048000		2945.26		110.12	88.96		2850.79	294.57	32.26	57.96						
1997/2017/2021	1.154960300		352.02		110.12	5.51		734.65									

GENERAL	2.100		4314.99	650.67	4965.66	146.03	7.16	4812.47	383.03	41.95	75.36						
# 60	.890775900		3829.76		143.20	115.68		3706.92	383.03	41.95	75.36						
1978/	1.592020500		485.23		143.20	7.16		1105.55									

GENERAL	1.000		2066.30	309.85	2376.15	69.84	3.41	2302.90	182.40	19.98	35.89						
# 61	.424179000		1823.68		68.19	55.09		1765.18	182.40	19.98	35.89						
1989/2014/CONT	.796029000		242.62		68.19	3.41		537.72									

A L L	L E V I E S		1,363.32		325.00			10,700.81	860.00	94.19	169.21						
			9,678.57		259.73			16.08	860.00	94.19	169.21						
	CLASS-1		8,598.70		321.51			8,322.89									
	CLASS-2		1,079.87		65.27			2,377.92									
	4.400				D	16.08											
						11,041.89											
	1.9998	AGR-RES															
	3.5429	COM-IND															

321.51 Delinquent Tax Receipts--included in figures shown above

TRI-RIVERS JVSD

ADDITIONAL SOURCES OF RECEIPTS	ADDITIONAL DEDUCTIONS
-----	-----

Other-----	
Estate Tax-----	
Cigarette Tax-----	
Special Assessments-----	
Total Additional Receipts-----	
Total All Receipts-----	10,700.81

ADVANCES-----

NET D I S T R I B U T I O N----- 10,700.81



-----COUNTY AUDITOR

-----DEPUTY AUDITOR

PIONEER JVSD J V S 3H

TX/RT MILLS	EF/RT MILLS	REAL RECEIPTS	PERS-PROP RECEIPTS	TOTAL RECEIPTS	FEES		NET-OF-FEES	RECEIPTS		
					A/T/REA DETAC	OWNER OC HOMESTEAD		NON-BUSI OWNER OC HOMESTEAD	3H	
GENERAL # 62	1.000	8490.64	1132.26	9622.90	287.05	744.05	9318.28	744.05	96.55	272.52
1983/		7995.17		325.72	243.33	744.05	7735.55	744.05	96.55	272.52
/CONT		495.47		25.60	43.72		1582.73			
				351.32 D	17.57					
GENERAL # 63 NO RLBK	1.700	23690.57	1924.85	25615.42	703.72		24867.37			703.21
2014/		22798.77		840.46	627.86		22128.89			703.21
/CONT		891.80		46.07	75.86		2738.48			
				886.53 D	44.33					
GENERAL # 64	1.000	7723.88	1132.26	8856.14	264.03		8576.15	681.01	88.37	249.45
1980/		7317.75		298.13	222.71		7080.13	681.01	88.37	249.45
/CONT		406.13		20.99	41.32		1496.02			
				319.12 D	15.96					

ALL LEVIES		PIONEER JVSD		TOTAL		NET-OF-FEES		RECEIPTS	
CLASS-1	CLASS-2	REAL	PERS-PROP	TOTAL	A/T/REA	OWNER OC	NON-BUSI	OWNER OC	3H
		39,905.09	4,189.37	1,254.80		1,425.06		1,225.18	
		38,111.69		1,093.90		184.92		1,225.18	
		1,793.40		160.90		184.92		1,225.18	
				92.66					
				D					
				77.86					
				44,094.46					

1,556.97 Delinquent Tax Receipts---included in figures shown above

PIONEER JVSD J V S 3H

ADDITIONAL SOURCES OF RECEIPTS

ADDITIONAL DEDUCTIONS

Other-----		
Estate Tax-----		
Cigarette Tax-----		
Special Assessments-----		
Total Additional Receipts-----		
Total All Receipts-----	42,761.80	
Other-----		
County Health Dept-----		
Personal Property Reimb Admin Fee-----		
Election Expenses-----		
Advertising Delinquent-----		
Total Additional Deductions-----		
Total All Deductions-----		

ADVANCES-----

NET DISTRIBUTION----- 42,761.80

-----COUNTY AUDITOR

-----DEPUTY AUDITOR

ALL J V S

----- FEES -----
 REAL PERS-PROP TOTAL A/T/REA RECEIPTS
 RECEIPTS RECEIPTS RECEIPTS DETAC NET-OF-FEES NON-BUSI OWNER OC HOMESTEAD

A L L	J V S	353452.36	29983.80	11380.30	371400.81	26580.98	3334.85	8058.02
				D				
				383436.16				

		ANTRIM TOWNSHIP				TOWNSHIP		4A
		FEE		RECEIPTS		NET-OF-FEES		OC HOMESTEAD
TX/RT	EF/RT	REAL	PERS-PROP	TOTAL	A/T/REA	DETAC	NON-BUSI	OWNER
MILLS	MILLS	RECEIPTS	RECEIPTS	RECEIPTS			OWN	
GENERAL								
# 65	/ /	6319.33	456.78	6776.11	202.65		568.08	64.53
		6048.67		241.89	183.13		568.08	64.53
		270.66		9.03	19.52		707.46	
				250.92	D 12.55			
ROAD								
# 66	/ /	11026.55	780.59	11807.14	351.38		994.86	107.03
		10722.09		343.47	322.23		994.86	107.03
		304.46		29.15			1055.90	
				343.47	D 17.17			
A L L L E V I E S		17,345.88	1,237.37	554.03			1,562.94	411.19
CLASS-1		16,770.76	505.36	29.26			1,562.94	411.19
CLASS-2		575.12	48.67	.46			171.56	
1.200			9.03				1,763.36	
			D	29.72				
			18,583.25					
1.2000 AGR-FES								
1.2000 COM-IND								

594.39 Delinquent Tax Receipts--included in figures shown above

ANTRIM TOWNSHIP TOWNSHIP 4A

ADDITIONAL SOURCES OF RECEIPTS ADDITIONAL DEDUCTIONS

Other-----		
Estate Tax-----		
Cigarette Tax-----		1,686.84
Special Assessments-----		
Total Additional Receipts-----		1,686.84
Total All Receipts-----	17,999.50	1,686.84

ADVANCES-----

NET DISTRIBUTION----- 16,312.66

-----COUNTY AUDITOR

-----DEPUTY AUDITOR

		CRANE TOWNSHIP				TOWNSHIP		4B
		FEES				RECEIPTS		
TX/RT	EF/RT	REAL	PERS-PROP	TOTAL	A/T/REA	NET-OF-FEES	NON-BUSI	OWNER OC
MILLS	MILLS	RECEIPTS	RECEIPTS	RECEIPTS	DETAC			HOMESTEAD
GENERAL								
# 67	/ /	40884.02	2682.02	43566.04	1318.08	42189.00	2980.79	483.68
		30962.95		874.53	948.21	29971.01	2980.79	483.50
		9921.07		304.60	369.87	12217.99		.18
				1179.13 D	58.96			2.14
GENERAL								
# 68 NO RLBK		40650.24	2682.02	43332.26	1213.15	42065.18		991.40
2017/ /2021		31956.07		811.76	880.15	31035.33		989.52
		8694.17		266.93	333.00	11029.85		1.88
				1078.69 D	53.93			
ROAD								
# 69	/ /	12886.35	1249.29	14135.64	413.56	13705.78	1041.45	109.46
		12247.89		316.94	362.85	11869.19	1041.45	109.21
		638.46		8.96	50.71	1836.59		.25
				325.90 D	16.30			3.00
A L L	L E V I E S		6,613.33	2,944.79		97,959.96	4,022.24	2,246.02
		94,420.61		2,191.21		100.17	4,022.24	593.14
	CLASS-1	75,166.91		2003.23		72,875.53		2,239.00
	CLASS-2	19,253.70		580.49		29.02		592.71
				D	129.19	25,084.43		7.02
				101,033.94				.43
	1.700	1.6641 AGR-RRS						
		1.6381 COM-IND						

2,583.72 Delinquent Tax Receipts--included in figures shown above

CRANE TOWNSHIP TOWNSHIP 4B


ADDITIONAL SOURCES OF RECEIPTS

ADDITIONAL DEDUCTIONS

Other-----		
Estate Tax-----		
Cigarette Tax-----		
Special Assessments-----		
Total Additional Receipts-----		2,152.83
Total All Receipts-----	97,959.96	2,152.83

ADVANCES-----

NET DISTRIBUTION----- 95,807.13



-----COUNTY AUDITOR
-----DEPUTY AUDITOR

TOWNSHIP 4C

CRAWFORD TOWNSHIP

ADDITIONAL SOURCES OF RECEIPTS	ADDITIONAL DEDUCTIONS
-----------------------------------	--------------------------

Other-----	-----
Estate Tax-----	-----
Cigarette Tax-----	-----
Special Assessments-----	-----
Total Additional Receipts-----	Total Additional Deductions-----
38,081.05	2,452.41
Total All Receipts-----	Total All Deductions-----
38,081.05	2,452.41

ADVANCES-----

N E T D I S T R I B U T I O N----- 35,628.64

-----COUNTY AUDITOR

-----DEPUTY AUDITOR

EDEN TOWNSHIP										TOWNSHIP	4D	
FEE S												
TX/RT	EF/RT	REAL	PERS-PROP	TOTAL	A/T/REA	RECEIPTS		NET-OF-FEES		OWNER	OC	HOMESTEAD
MILLS	MILLS	RECEIPTS	RECEIPTS	RECEIPTS	DETAC	RECEIPTS	RECEIPTS	NON-BUSI	NON-BUSI			
EDEN NORTH FIRE P	1.400	5259.06	592.90	5851.96	173.50	5659.92	483.90	5033.60	483.90	50.07	108.51	108.51
# 72		5208.16		365.15	156.30	18.26		5033.60	483.90	50.07	108.51	108.51
2008/2018/2022		50.90		5.73	17.20	.28		626.32				
				370.88 D	18.54							

GENERAL	.400	5608.34	333.38	5941.72	177.64	5745.65	506.39	5319.26	506.39	60.85	137.13	137.13
# 73		5503.31		364.18	165.84	18.21		5319.26	506.39	60.85	137.13	137.13
/	/	105.03		4.34	11.80	.22		426.39				
				368.52 D	18.43							

ROAD	.700	8744.55	432.53	9177.08	273.26	8876.80	778.35	8324.23	778.35	86.47	181.33	181.33
# 74		8608.99		536.33	257.94	26.82		8324.23	778.35	86.47	181.33	181.33
/	/	135.56		4.01	15.32	.20		552.57				
				540.34 D	27.02							

A L L	L E V I E S		1,358.81	624.40		20,282.37	1,768.64	18,677.09	1,768.64	197.39	426.97	426.97
		19,611.95		580.08		63.29		18,677.09	1,768.64	197.39	426.97	426.97
	CLASS-1	19,320.46		44.32		.70		1,605.28				
	CLASS-2	291.49		14.08								
2.500				D								
	2.0097 AGR-PES			20,970.76								
	2.1012 COM-IND											

1,279.74 Delinquent Tax Receipts---included in figures shown above

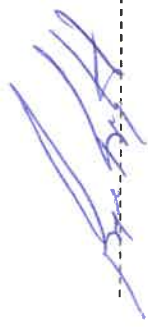
EDEN TOWNSHIP TOWNSHIP 4D

ADDITIONAL SOURCES OF RECEIPTS ADDITIONAL DEDUCTIONS

Other-----		
Estate Tax-----		
Cigarette Tax-----		1,506.81
Special Assessments-----		
Total Additional Receipts-----		1,506.81
Total All Receipts-----	20,282.37	1,506.81

ADVANCES-----

NET DISTRIBUTION----- 18,775.56



-----COUNTY AUDITOR

-----DEPUTY AUDITOR

JACKSON TOWNSHIP										TOWNSHIP		
FEES										4E		
TX/RT	EF/RT	REAL	PERS-PROP	TOTAL	A/T/REA	RECEIPTS		NET-OF-FEES		OWNER	OC	HOMESTEAD
MILLS	MILLS	RECEIPTS	RECEIPTS	RECEIPTS	DETAC	RECEIPTS	RECEIPTS	NON-BUSI	NON-BUSI			
GENERAL	.500	5413.62	264.98	5678.60	166.24	5502.80	453.33	439.80	32.47	58.42		
# 75	.5000000000	5103.43		191.21	150.52	4943.35	439.80	13.53	32.47	58.42		
	.5000000000	310.19		191.21 D	9.56	559.45						
GENERAL	1.500	12485.60	794.96	13280.56	388.02	12870.85	1037.35	73.67	132.57			
# 76	1.134451500	11579.24		433.83	341.51	11216.04	997.82	73.67	132.57			
2012/2022/2026	1.461003000	906.36		433.83 D	21.69	1654.81	39.53					
ROAD	.900	9466.65	446.51	9913.16	290.16	9605.79	794.82	55.26	98.13			
# 77	.9000000000	8989.03		344.19	264.83	8706.99	770.47	55.26	98.13			
	.9000000000	477.62		344.19 D	17.21	898.80	24.35					
A L L	L E V I E S		1,506.45	844.42		27,979.44	2,285.50	161.40	289.12			
	CLASS-1	27,365.87		756.86		48.46	2,208.09	161.40	289.12			
	CLASS-2	25,671.70	969.23	87.56		24,866.38	77.41					
		1,694.17	D	48.46		3,113.06						
2.900			28,872.32									
	2.5344	AGR-RES										
	2.8610	COM-IND										

969.23 Delinquent Tax Receipts--included in figures shown above

ADDITIONAL SOURCES OF RECEIPTS

ADDITIONAL DEDUCTIONS

Other-----		
Estate Tax-----		
Cigarette Tax-----		1,149.53
Special Assessments-----		
Total Additional Receipts-----		1,149.53
Total All Receipts-----	27,979.44	1,149.53

ADVANCES-----

NET DISTRIBUTION----- 26,829.91



-----COUNTY AUDITOR

-----DEPUTY AUDITOR

MARSHILLES TOWNSHIP FEES TOWNSHIP 4G

TX/RT MILLS	EF/RT MILLS	REAL RECEIPTS	PERS-PROP RECEIPTS	TOTAL RECEIPTS	A/T/REA DETAC	NET-OF-FEES	NON-BUSI OWNER	OC HOMESTEAD
FIRE PROTECTION # 80	1.000	4586.45	808.85	5395.30	157.14	5221.94	380.32	23.65
1994/2019/2023	.575767000	4550.60		319.44	134.58	4400.05	380.32	23.65
	.789655000	35.85		5.02	22.56	821.89		
				324.46 D	16.22			
GENERAL # 81	1.000	4586.45	808.85	5395.30	157.14	5221.94	380.32	23.65
1993/2018/2022	.575767000	4550.60		319.44	134.58	4400.05	380.32	23.65
	.789655000	35.85		5.02	22.56	821.89		
				324.46 D	16.22			
GENERAL # 82	.700	5564.26	566.19	6130.45	179.59	5931.22	462.38	28.74
/	.700000000	5532.49		388.36	163.61	5349.46	462.38	28.74
/	.700000000	31.77		4.45	15.98	581.76		
				392.81 D	19.64			
GENERAL # 83	2.000	9110.08	1617.68	10727.76	312.43	10383.10	755.40	46.97
1981/2021/2025	1.143588000	9038.39		634.48	267.29	8739.38	755.40	46.97
	1.579310000	71.69		10.04	45.14	1643.72		
				644.52 D	32.23			
ROAD # 84	.400	2993.36	305.64	3299.00	96.33	3192.69	249.41	14.14
/	.400000000	2988.42		199.54	88.04	2890.40	249.41	14.14
/	.400000000	4.94		8.29		302.29		
				199.54 D	9.98			

A L L L E V I E S	CLASS-1	CLASS-2	5.100	3.3949 AGR-RES	4.2585 COM-IND	902.63	788.10	114.53	24.53	94.29	2,227.83	137.15	474.29
						4,107.21	26,840.60	26,660.50	180.10	30,947.81	29,950.89	137.15	474.29
							93.06	1.23			2,227.83	137.15	474.29
											4,171.55		

1,885.79 Delinquent Tax Receipts---included in figures shown above

MARSEILLES TOWNSHIP TOWNSHIP 4G

ADDITIONAL
SOURCES OF RECEIPTS

ADDITIONAL
DEDUCTIONS

Other-----		
Estate Tax-----		
Cigarette Tax-----		
Special Assessments-----		
Total Additional Receipts-----		891.43
Total All Receipts-----	29,950.89	891.43

ADVANCES-----

NET DISTRIBUTION----- 29,059.46



-----COUNTY AUDITOR

-----DEPUTY AUDITOR

MIFFLIN TOWNSHIP										TOWNSHIP		
FEEES										4F		
TX/RT	EF/RT	REAL	PERS-PROP	TOTAL	A/T/REA	RECEIPTS		RECEIPTS				
MILLS	MILLS	RECEIPTS	RECEIPTS	RECEIPTS	DEBTAC	NET-OF-FEES	NON-BUSI	OWNER	OC	HOMESTEAD		
GENERAL												
# 78	/	/	200.33	6632.65	195.93	6431.75	569.21	50.85	81.15			
				98.56	188.81	4.93	569.21	50.85	81.15			
				.75	7.12	.04	259.08					
				99.31 D	4.97							
ROAD												
# 79	/	/	435.03	14620.35	431.66	14177.57	1263.95	111.52	162.10			
				220.77	419.24	11.04	13724.92	1263.95	111.52	162.10		
				1.70	12.42	.08	452.65					
				222.47 D	11.12							
A L L L E V I E S										1,833.16	162.37	243.25
CLASS-1										20,609.32	15.97	243.25
CLASS-2										19,897.59	.12	162.37
1.300										2.45		711.73
1.3000 AGR-FES										D		
1.3000 COM-IND										21,253.00	16.09	

321.78 Delinquent Tax Receipts--included in figures shown above

MIFFLIN TOWNSHIP TOWNSHIP 4F

ADDITIONAL SOURCES OF RECEIPTS

Other-----
 Estate Tax-----
 Cigarette Tax-----
 Special Assessments-----
 Total Additional Receipts-----
 Total All Receipts-----

ADDITIONAL DEDUCTIONS

Other-----
 County Health Dept----- 1,837.80
 Personal Property Reimb Admin Fee-----
 Election Expenses-----
 Advertising Delinquent-----
 Total Additional Deductions----- 1,837.80
 Total All Deductions----- 1,837.80

ADVANCES-----

NET DISTRIBUTION----- 18,771.52



-----COUNTY AUDITOR

-----DEPUTY AUDITOR

	PITT TOWNSHIP				TOWNSHIP				
	TX/RT MILLS	EF/RT MILLS	REAL RECEIPTS	PERS-PROP RECEIPTS	TOTAL RECEIPTS	A/T/REA DETAC	RECEIPTS	NET-OF-FEES	NON-BUSI OWNER OC HOMESTEAD
FIRE PROTECTION # 85	1.500	.912514500	16784.65	5872.21	22656.86	656.11	21977.46	1405.99	160.90
2008/ /CONT		.991341000	15570.56		465.76	466.71	15080.56	1405.99	160.90
			1214.09		465.76 D	23.29	6896.90		332.29
GENERAL # 86	.800	.800000000	14630.44	3131.84	17762.28	519.08	17222.78	1232.63	141.06
			13650.69		408.34	409.16	13221.11	1232.63	141.06
			979.75		408.34 D	20.42	4001.67		291.32
ROAD # 87	.600	.600000000	9524.24	2172.31	11696.55	340.80	11342.45	822.65	90.98
			9300.68		265.90	276.73	9010.65	822.65	90.98
			223.56		265.90 D	13.30	2331.80		144.28
A L L L E V I E S									
			40,939.33	11,176.36	1,515.99		50,542.69	3,461.27	767.89
CLASS-1			38,521.93		1,152.60		37,312.32	3,461.27	767.89
CLASS-2			2,417.40		363.39		13,230.37		
2.900					D	57.01			
					52,115.69				
			2.3125 AGR-RES						
			2.3913 COM-IND						

1,140.00 Delinquent Tax Receipts--included in figures shown above

PITT TOWNSHIP TOWNSHIP 4H

ADDITIONAL SOURCES OF RECEIPTS ADDITIONAL DEDUCTIONS

Other-----
Estate Tax-----
Cigarette Tax-----
Special Assessments-----
Total Additional Receipts-----
Total All Receipts----- 50,542.69

County Health Dept----- 2,108.10
Personal Property Reimb Admin Fee-----
Election Expenses-----
Advertising Delinquent-----
Total Additional Deductions----- 2,108.10
Total All Deductions----- 2,108.10

ADVANCES-----

NET DISTRIBUTION----- 48,434.59

[Handwritten signature]

-----COUNTY AUDITOR

-----DEPUTY AUDITOR

RICHLAND TOWNSHIP TOWNSHIP 41

TX/RT MILLS	EF/RT MILLS	REAL RECEIPTS	PERS-PROP RECEIPTS	TOTAL RECEIPTS	FEES		NET-OF-FEES	NON-BUSI OWNER	OC HOMESTEAD
					A/T/REA DETAC	NET-OF-FEES			

FIRE	.500	3988.18	474.51	4462.69	130.91		4315.67	342.22	29.68
# 88	.263223000	3775.63		231.53	112.42		11.58	342.22	29.68
2005/2020/2025	.455310000	212.55		90.58	18.49		4.53	664.04	60.46

				322.11	D	16.11			

GENERAL	1.000	10895.61	949.03	11844.64	348.85		11454.63	949.02	82.32
# 89	.729965000	10470.50		642.08	311.75		32.10	10126.65	82.32
2012/2022/2026	.910620000	425.11		181.17	37.10		9.06	1327.98	167.66

				823.25	D	41.16			

GENERAL	.300	2657.58	284.71	2942.29	86.44		2845.37	229.32	19.89
# 90	.176386200	2530.05		155.15	75.33		7.76	2446.96	19.89
2010/2019/2023	.273186000	127.53		54.35	11.11		2.72	398.41	40.51

				209.50	D	10.48			

GENERAL	.400	5924.25	379.61	6303.86	186.17		6096.12	520.04	45.11
# 91	.400000000	5737.52		351.83	170.83		17.59	5549.10	45.11
/ /	.400000000	186.73		79.58	15.34		3.98	547.02	91.87

				431.41	D	21.57			

ROAD	.400	5051.39	351.35	5402.74	159.08		5227.74	451.03	35.33
# 92	.400000000	5044.23		318.41	149.37		15.92	4878.94	35.33
/ /	.400000000	7.16		318.41	9.71		348.80	451.03	60.60

				318.41	D	15.92			

A L L	L E V I E S		2,439.21		911.45		2,491.63		421.10
	CLASS-1	28,517.01			819.70		29,939.53		212.33
	CLASS-2	27,557.93		1699.00			26,653.28		421.10
		959.08		405.68	91.75		20.29		212.33
				D	105.24		3,286.25		
2.600				30,956.22					

2,104.68 Delinquent Tax Receipts--included in figures shown above

1.9694 AGR-RES
2.4390 COM-IND

TOWNSHIP 4 I


 ADDITIONAL SOURCES OF RECEIPTS

 ADDITIONAL DEDUCTIONS

Other-----		
Estate Tax-----		
Cigarette Tax-----		
Special Assessments-----		
Total Additional Receipts-----		
Total All Receipts-----	29,939.53	
Other-----		
County Health Dept-----		1,525.76
Personal Property Reimb Admin Fee-----		
Election Expenses-----		
Advertising Delinquent-----		
Total Additional Deductions-----		1,525.76
Total All Deductions-----		1,525.76

ADVANCES-----

NET DISTRIBUTION----- 28,413.77



-----COUNTY AUDITOR

-----DEPUTY AUDITOR

----- RIDGE TOWNSHIP ----- FEES ----- TOWNSHIP 4J -----

TX/RT MILLS	EF/RT MILLS	REAL RECEIPTS	PERS-PROP RECEIPTS	TOTAL		RECEIPTS		NET-OF-FEES	NON-BUSI OWNER	OC HOMESTEAD
				RECEIPTS	DETAC	A/T/REA	NET-OF-FEES			
FIRE # 93	.700	2656.39	362.80	3019.19	89.01	3.70	2926.48	247.51	24.41	40.72
1998/2018/2022	.317883300	2588.13	73.97	77.49	11.52		2506.94	247.51	24.41	40.72
	.586611900	68.26	73.97 D	3.70			419.54			
FIRE # 94	.800	2333.73	414.63	2748.36	80.70	3.22	2664.44	215.71	21.27	35.50
1998/2018/2022	.277054400	2255.72	64.47	67.54	13.16		2184.96	215.71	21.27	35.50
	.670413600	78.01	64.47 D	3.22			479.48			
GENERAL # 95	.900	7432.32	466.46	7898.78	234.67	10.47	7653.64	700.74	69.11	115.31
/ /	.900000000	7327.60	209.44	219.41	15.26		7097.72	700.74	69.11	115.31
	.900000000	104.72	209.44 D	10.47			555.92			
ROAD # 96	.200	1651.64	103.66	1755.30	52.15	2.33	1700.82	155.72	15.36	25.62
/ /	.200000000	1628.36	46.53	48.76	3.39		1577.27	155.72	15.36	25.62
	.200000000	23.28	46.53 D	2.33			123.55			

A L L L E V I E S	CLASS-1	CLASS-2	TOTAL	FEES	NET-OF-FEES	NON-BUSI OWNER	OC HOMESTEAD
1,347.55	14,074.08	274.27	15,695.89	456.53	1,319.68	130.15	217.15
	13,799.81		394.41	413.20	1,319.68	130.15	217.15
				43.33	13,366.89	130.15	
				D 19.72	1,578.49		
2,600	1.6948 AGR-FES		15,421.63				
	2.3570 COM-IND						

394.41 Delinquent Tax Receipts--included in figures shown above

RIDGE TOWNSHIP TOWNSHIP 4J

ADDITIONAL SOURCES OF RECEIPTS	ADDITIONAL DEDUCTIONS
Other-----	-----
Estate Tax-----	-----
Cigarette Tax-----	-----
Special Assessments-----	-----
Total Additional Receipts-----	-----
Total All Receipts-----	-----
14,945.38	1,058.69
Total All Deductions-----	-----
-----	1,058.69

ADVANCES-----

NET DISTRIBUTION----- 13,886.69



-----COUNTY AUDITOR

-----DEPUTY AUDITOR

SALEM TWP TOWNSHIP 4K

TX/RT MILLS	EF/RT MILLS	REAL RECEIPTS	PERS-PROP RECEIPTS	TOTAL RECEIPTS	FEES		NET-OF-FEES	NON-BUSI OWNER	OC HOMESTEAD
					A/T/REA DETAC	RECEIPTS			
FIRE & EMS # 97	1.000 .680194000 1.000000000	12787.00 11497.94 1289.06	926.18	13713.18 348.63 348.63 D	407.32 343.07 64.25 17.43	13288.43 11137.44 2150.99	1071.03 1071.03 1071.03	110.61 110.61 110.61	162.23 162.23 162.23
GENERAL # 98	.300 .300000000 .300000000	5457.89 5071.17 386.72	277.86	5735.75 153.76 153.76 D	170.65 151.31 19.34 7.69	5557.41 4912.17 645.24	472.38 472.38 472.38	48.79 48.79 48.79	71.55 71.55 71.55
ROAD # 99	1.400 1.400000000 1.400000000	25444.15 23639.47 1804.68	1288.08	26732.23 717.56 717.56 D	795.39 705.39 90.00 35.88	25900.96 22898.20 3002.76	2202.99 2202.99 2202.99	227.67 227.67 227.67	333.89 333.89 333.89
A L L L E V I E S			2,492.12	1,373.36		44,746.80	3,746.40	387.07	567.67
CLASS-1		43,689.04		1,199.77		61.00	3,746.40	387.07	567.67
CLASS-2		40,208.58		1219.95		38,947.81			
2.700		3,480.46		D	61.00	5,798.99			
2.3801 AGR-RES				46,181.16					
2.7000 COM-IND									

1,219.95 Delinquent Tax Receipts---included in figures shown above

SYCAMORE TOWNSHIP

TX/RT MILLS	EF/RT MILLS	REAL RECEIPTS	PERS-PROP RECEIPTS	TOTAL RECEIPTS	FEES		NET-OF-FEES	NON-BUSI OWNER	OC HOMESTEAD	TOWNSHIP
					A/T/REA	DETAC				

FIRE #100	.500	3537.15	604.69	4141.84	123.85		4009.31	280.26	34.91	103.23
	.202829500	3119.49		165.58	94.52		3016.69	280.26	34.91	103.23
1988/ /CONT	.491600500	417.66		7.96	29.33		992.62			
				173.54	D 8.68					

FIRE PROTECTION #101	1.000	6983.34	1151.44	8134.78	238.22		7881.38	592.33	56.50	133.42
	.641502000	6928.08		303.64	205.98		6706.92	592.33	56.50	133.42
2008/2018/2022	1.000000000	55.26		32.24			1174.46			
				303.64	D 15.18					

GENERAL #102	.500	8114.71	604.69	8719.40	262.56		8436.03	690.88	86.06	254.47
	.500000000	7689.92		408.18	232.99		7436.52	690.88	86.06	254.47
/ /	.500000000	424.79		8.09	29.57		999.51			
				416.27	D 20.81					

ROAD #103	.500	5427.52	575.72	6003.24	176.67		5814.74	461.67	44.04	103.99
	.500000000	5399.89		236.66	160.55		5227.51	461.67	44.04	103.99
/ /	.500000000	27.63		16.12			587.23			
				236.66	D 11.83					

A L L L E V I E S										
				2,936.54	801.30			2,025.14	595.11	
CLASS-1				24,062.72	694.04			26,141.46	221.51	
CLASS-2				23,137.38	107.26			22,387.64	221.51	
				925.34	16.05			3,753.82		
2.500					D				56.50	
				26,999.26						
1.8443 AGR-FES										
2.4916 COM-IND										

1,130.11 Delinquent Tax Receipts--included in figures shown above

TYMOCHTEE TOWNSHIP										TOWNSHIP	
FEES										4M	
TX/RT	EF/RT	REAL	PERS-PROP	TOTAL	A/T/REA	RECEIPTS	NET-OF-FEES	NON-BUSI	OWNER	OC	HOMESTEAD
MILLS	MILLS	RECEIPTS	RECEIPTS	RECEIPTS	DETAC						
FIRE & EMS	2.000	24832.07	3629.82	28461.89	833.87	27539.82	2084.99	210.05	455.54		
#104	1.315668000	24261.89		1680.53	721.41	84.03	2084.99	208.83	447.80		
2009/2019/2023	1.812038000	570.18		83.49	112.46	4.17	4083.37	1.22	7.74		
		1764.02 D		88.20							
GENERAL	1.200	22506.48	2177.89	24684.37	726.43	23878.54	1901.68	191.28	413.56		
#105	1.200000000	22128.89		1532.79	657.98	76.64	1901.68	190.47	408.43		
/	1.200000000	377.59		55.29	68.45	2.76	2484.27	.81	5.13		
		1588.08 D		79.40							
ROAD	.900	16879.87	1633.42	18513.29	544.82	17908.92	1426.26	143.45	310.17		
#106	.900000000	16596.67		1142.58	493.49	57.48	1426.26	142.85	306.32		
/	.900000000	283.20		41.47	51.33	2.07	1863.22	.60	3.85		
		1191.05 D		59.55							
A L L	L E V I E S		7,441.13	2,105.12		69,327.28	5,412.93	544.78	1,179.27		
		64,218.42		1,872.88		218.15	5,412.93	1,162.55			
	CLASS-1		4362.90			60,896.42		542.15			
	CLASS-2		180.25	232.24		9.00					
		1,230.97	D	227.15							
4.100				71,659.55							
	3.4156 AGR-RES										
	3.9120 COM-IND										

4,543.15 Delinquent Tax Receipts---included in figures shown above

WYANDOT EAST FIRE DIST										TOWNSHIP	
FEE S										4 Y	
TX/RT	EF/RT	REAL	PERS-PROP	TOTAL	A/T/REA	RECEIPTS		NET-OF-FEES		OWNER	OC HOMESTEAD
MILLS	MILLS	RECEIPTS	RECEIPTS	RECEIPTS	DETAC	DETAC	NET-OF-FEES	NON-BUSI	OWNER	OC	HOMESTEAD
2.500		37474.10	3879.71	41353.81	1231.18		40034.17	3302.99	396.19	1008.01	
1.533202500		35501.68		1707.71	1074.19		34342.10	3302.99	396.19	1008.01	
2.220172500		1972.42		61.52	156.99		5692.07				
				1769.23 D	88.46						

A L L L E V I E S											
		37,474.10	3,879.71	1,231.18			40,034.17	3,302.99	396.19	1,008.01	
	CLASS-1	35,501.68		1,707.71			85.39	3,302.99	396.19	1,008.01	
	CLASS-2	1,972.42		61.52			3.07				
2.500				61.52			5,692.07				
				D							
				41,353.81							
	1.5332	AGR-RES									
	2.2201	COM-IND									

1,769.23 Delinquent Tax Receipts--included in figures shown above

WYANDOT EAST FIRE DIST TOWNSHIP 4Y

ADDITIONAL SOURCES OF RECEIPTS

ADDITIONAL DEDUCTIONS

Other-----		
Estate Tax-----		
Cigarette Tax-----		
Special Assessments-----		
Total Additional Receipts-----		
Total All Receipts-----	40,034.17	

ADVANCES-----

NET DISTRIBUTION----- 40,034.17

-----COUNTY AUDITOR

-----DEPUTY AUDITOR

----- ALL TOWNSHIP -----
 REAL PERS-PROP TOTAL A/T/REA RECEIPTS
 RECEIPTS RECEIPTS RECEIPTS DETAC NET-OF-FEES NON-BUSI OWNER OC HOMESTEAD

A L L TOWNSHIP 496209.09 49428.93 16057.30 528539.84 38662.01 4084.06 9567.37
 D 1040.88
 545638.02

		CAREY CORPORATION				CORPORATION 5A			
		FEE S		R E C E I P T S		F E E S		R E C E I P T S	
TX/RT	EF/RT	REAL	PERS-PROP	TOTAL	A/T/REA	NET-OF-FEES	NON-BUSI	OWNER	OC HOMESTEAD
MILLS	MILLS	RECEIPTS	RECEIPTS	RECEIPTS	DETAC				
FIRE PENSION	.300	8764.91	116.24	8881.15	265.12	8593.51	673.42	122.57	243.63
#108	/	6660.25		392.86	205.70	19.64	673.24	122.57	243.63
	/	2104.66		57.53	59.42	2.88	.18		
				450.39 D	22.52				
GENERAL	1.300	37981.31	503.71	38485.02	1148.87	37238.56	2918.17	531.12	1055.74
#109	/	28861.12		1702.40	891.36	85.12	2917.37	531.12	1055.74
	/	9120.19		249.30	257.51	12.47	.80		
				1951.70 D	97.59				
POLICE PENSION	.300	8764.91	116.24	8881.15	265.12	8593.51	673.42	122.57	243.63
#110	/	6660.25		392.86	205.70	19.64	673.24	122.57	243.63
	/	2104.66		57.53	59.42	2.88	.18		
				450.39 D	22.52				
A L L	L E V I E S		736.19	1,679.11		54,425.58	4,265.01	776.26	1,543.00
		55,511.13		1,302.76		124.40	4,263.85		1,543.00
	CLASS-1	42,181.62	2488.12						
	CLASS-2	13,329.51	376.35			18.23	1.16		
1.900			364.36						
			D	142.63					
			56,247.32						
	1.9000 AGR-RES								
	1.9000 COM-IND								

2,852.48 Delinquent Tax Receipts---included in figures shown above

CORPORATION 5A

CAREY CORPORATION

ADDITIONAL SOURCES OF RECEIPTS

ADDITIONAL DEDUCTIONS

Other-----		
Estate Tax-----		
Cigarette Tax-----		
Special Assessments-----		
Total Additional Receipts-----	54,425.58	
Total All Receipts-----		3,656.22
Other-----		
County Health Dept-----		3,656.22
Personal Property Reimb Admin Fee-----		
Election Expenses-----		
Advertising Delinquent-----		
Total Additional Deductions-----		3,656.22
Total All Deductions-----		3,656.22

ADVANCES-----

NET DISTRIBUTION----- 50,769.36

-----COUNTY AUDITOR

-----DEPUTY AUDITOR

HARPSTER CORPORATION CORPORATION 5B

TX/RT MILLS	EF/RT MILLS	REAL RECEIPTS	PERS-PROP RECEIPTS	TOTAL RECEIPTS	FEES		RECEIPTS		OWNER	OC	HOMESTEAD
					A/T/REA	DETAC	NET-OF-FEES	NON-BUSI			
GENERAL #111	.400	952.57	115.15	1067.72	31.89	1.35	1034.48	66.70	9.88	49.47	
	.400000000	611.73	26.90	638.63	19.71		590.67	66.70	9.88	49.47	
	.400000000	340.84		340.84	12.18		443.81				
	/			26.90 D	1.35						
GENERAL #112	2.500	3820.97	719.67	4540.64	136.71	6.15	4397.78	305.12	45.18	226.31	
	1.829757500	2798.30	123.04	2921.34	90.16		2701.99	305.12	45.18	226.31	
	1.200185000	1022.67		1022.67	46.55		1695.79				
	2009/2019/2023			123.04 D	6.15						
GENERAL #113	4.800	1348.15	1381.78	2729.93	78.78	2.34	2648.81	115.88	17.16	85.95	
	.694891200	1062.71	46.73	1109.44	34.24		1026.13	115.88	17.16	85.95	
	.334987200	285.44		285.44	44.54		1622.68				
	1976/2020/2024			46.73 D	2.34						
GENERAL #114	3.000	2472.79	863.61	3336.40	98.93	3.91	3233.56	194.01	28.73	143.90	
	1.163448000	1779.29	78.24	1957.53	57.33		1718.05	194.01	28.73	143.90	
	.813885000	693.50		693.50	41.60		1515.51				
	1991/2020/2024			78.24 D	3.91						
GENERAL #115	2.000	3475.39	575.74	4051.13	113.33	5.19	3932.61			190.99	
	1.544224000	2657.26	103.84	2761.10	76.09		2575.98			190.99	
	.960148000	818.13		818.13	37.24		1356.63				
	2013/2018/2022			103.84 D	5.19						
ALL LEVIES			3,655.95	459.64			15,247.24	681.71	100.95	696.62	
	CLASS-1	12,069.87		277.53		18.94		681.71	100.95	696.62	
	CLASS-2	8,909.29		378.75			8,612.82				
		3,160.58		182.11			6,634.42				
				D	18.94						
				15,725.82							

378.75 Delinquent Tax Receipts--included in figures shown above

5.6321 AGR-RES
3.7089 COM-IND

HARPER CORPORATION ADDITIONAL DEDUCTIONS

ADDITIONAL SOURCES OF RECEIPTS

Other	
Estate Tax	
Cigarette Tax	
Special Assessments	
Total Additional Receipts	15,247.24
Total All Receipts	15,247.24
Other	
County Health Dept	290.34
Personal Property Reimb Admin Fee	
Election Expenses	
Advertising Delinquent	
Total Additional Deductions	290.34
Total All Deductions	290.34

ADVANCES

NET DISTRIBUTION 14,956.90

COUNTY AUDITOR

DEPUTY AUDITOR

KIRBY CORPORATION										CORPORATION 5C	
FEE S										R E C E I P T S	
TX/RT	EF/RT	REAL	PERS-PROP	TOTAL	A/T/REA	NET-OF-FEES		NON-BUSI	OWNER	OC	HOMESTEAD
MILLS	MILLS	RECEIPTS	RECEIPTS	RECEIPTS	DETAC	NET-OF-FEES		OWNERS	OC	HOMESTEAD	
GENERAL	.700	439.66	35.90	475.56	14.19	461.33	29.48	4.74	21.43		
#116	.7000000000	284.99		.78	9.10	275.85	29.48	4.74	21.43		
/	.7000000000	154.67		.78 D	5.09	185.48					
					.04						

A L L	L E V I E S		35.90		14.19	461.33	29.48	4.74	21.43		
	CLASS-1	439.66			9.10	275.85	29.48	4.74	21.43		
	CLASS-2	284.99		.78	5.09	185.48					
		154.67									
				D	.04						
				475.56							
	.700										
	.7000 AGR-RES										
	.7000 COM-IND										

.78 Delinquent Tax Receipts---included in figures shown above

CORPORATION 5C

KIRBY CORPORATION

ADDITIONAL
SOURCES OF RECEIPTS

ADDITIONAL
DEDUCTIONS

Other-----		
Estate Tax-----		
Cigarette Tax-----		
Special Assessments-----		
Total Additional Receipts-----	461.33	
Total All Receipts-----		78.57
Other-----		
County Health Dept-----		78.57
Personal Property Reimb Admin Fee-----		
Election Expenses-----		
Advertising Delinquent-----		
Total Additional Deductions-----		78.57
Total All Deductions-----		78.57

ADVANCES-----

NET DISTRIBUTION----- 382.76



-----COUNTY AUDITOR

-----DEPUTY AUDITOR

MARSEILLES CORPORATION CORPORATION 5D

ADDITIONAL SOURCES OF RECEIPTS ADDITIONAL DEDUCTIONS

Other		
Estate Tax		55.86
Cigarette Tax		
Special Assessments		
Total Additional Receipts		55.86
Total All Receipts	3,727.59	Total All Deductions 55.86

ADVANCES

NET DISTRIBUTION 3,671.73

COUNTY AUDITOR

DEPUTY AUDITOR

NEVADA CORPORATION									
TX/RT MILLS	EF/RT MILLS	REAL RECEIPTS	PERS-PROP RECEIPTS	TOTAL RECEIPTS	A/T/REA DETAC	RECEIPTS			CORPORATION 5E
						NET-OF-FEES	NON-BUSI	OWNER OC	
						HOMESTEAD			
GENERAL	1.500	1252.33	572.63	1824.96	53.53	1765.52	97.29	16.51	64.91
#122	.294178500	935.12		94.03	29.76	900.66	97.29	16.51	64.91
1976/2017/2021	.869089500	317.21		24.08	23.77	864.86			
				118.11	5.91				
GENERAL	1.100	3898.14	419.93	4318.07	133.21	4165.76	363.78	61.73	242.71
#123	1.100000000	3496.65		351.61	111.27	3367.80	363.78	61.73	242.71
/	1.100000000	401.49		30.48	21.94	797.96			
				382.09	19.10				
GENERAL	5.000	19586.43	1908.78	21495.21	603.62	20805.05			1099.29
#124 NO RLBK	4.982160000	17764.36		1592.55	503.95	17180.78			1099.29
2020/ /2025	4.992075000	1822.07		138.33	99.67	3624.27			
				1730.88	86.54				
A L L L E V I E S									
		24,736.90	2,901.34	790.36		26,736.33	461.07	78.24	1,406.91
CLASS-1		22,196.13		644.98		101.91	461.07	78.24	1,406.91
CLASS-2		2,540.77		145.38		9.64			
7.600				192.89		5,287.09			
				D					
		6.3762 AGR-RRS		27,638.24					
		6.9610 COM-IND							

2,231.08 Delinquent Tax Receipts--included in figures shown above

NEVADA CORPORATION CORPORATION SE

ADDITIONAL SOURCES OF RECEIPTS

ADDITIONAL DEDUCTIONS

Other-----		
Estate Tax-----		
Cigarette Tax-----		
Special Assessments-----		
Total Additional Receipts-----		500.96
Total All Receipts-----	26,736.33	500.96

Other-----		
County Health Dept-----		500.96
Personal Property Reimb Admin Fee-----		
Election Expenses-----		
Advertising Delinquent-----		
Total Additional Deductions-----		500.96
Total All Deductions-----		500.96

ADVANCES-----

NET DISTRIBUTION----- 26,235.37

-----COUNTY AUDITOR

-----DEPUTY AUDITOR

SYCAMORE CORPORATION										CORPORATION		
FEE S										5 F		
TX/RT	EF/RT	REAL	PERS-PROP	TOTAL	A/T/REA	RECEIPTS		NET-OF-FEES		OWNER	OC	HOMESTEAD
MILLS	MILLS	RECEIPTS	RECEIPTS	RECEIPTS	DETAC	RECEIPTS	RECEIPTS	NON-BUSI	NON-BUSI	OC	OWNER	OC
FIRE EQUIPMENT	2.000	9900.85	115.86	10016.71	316.74	9667.22	831.97	152.53	831.97	152.53	546.22	546.22
#125	1.814872000	8312.22		622.58	262.96	31.13	8018.13	831.97	152.53	831.97	152.53	546.22
2008/2018/2022	2.000000000	1588.63		32.37	53.78	1.62	1649.09					
		654.95 D		32.75								
GENERAL	.900	4836.94	52.14	4889.08	154.60	4718.31	412.57	75.64	412.57	75.64	270.87	270.87
#126	.900000000	4122.06		308.74	130.40	15.44	3976.22	412.57	75.64	412.57	75.64	270.87
/ /	.900000000	714.88		14.56	24.20	.73	742.09					
		323.30 D		16.17								
GENERAL	6.000	17956.32	347.58	18303.90	578.61	17671.04	1320.22	242.05	1320.22	242.05	866.78	866.78
#127	2.879970000	13190.43		987.95	417.28	49.40	12723.75	1320.22	242.05	1320.22	242.05	866.78
1991/2021/2025	6.000000000	4765.89		97.10	161.33	4.85	4947.29					
		1085.05 D		54.25								
A L L	L E V I E S		515.58	1,049.95			32,056.57	2,564.76	470.22	2,564.76	470.22	1,683.87
	CLASS-1	32,694.11		810.64		95.97	24,718.10	2,564.76	470.22	2,564.76	470.22	1,683.87
	CLASS-2	25,624.71	1919.27	239.31		7.20	7,338.47					
		7,069.40	144.03	D	103.17							
8.900			33,209.69									
	5.5947 AGR-RES											
	8.9000 COM-IND											

2,063.30 Delinquent Tax Receipts--included in figures shown above

UPPER SANDUSKY CORP CORPORATION 5G

TX/RT MILLS	EF/RT MILLS	REAL RECEIPTS	PERS-PROP RECEIPTS	TOTAL RECEIPTS	A/T/REA DETAC	RECEIPTS		
						NET-OF-FEES	NON-BUSI OWNER	OC HOMESTEAD
FIRE PENSION #128	.400 .4000000000 .4000000000	25364.19 17792.16 7572.03	1436.75	26800.94 518.51 238.56 757.07 D	818.87 551.82 267.05 37.85	25944.22 17214.41 8729.81	1791.10 1791.10	324.39 324.39 748.01 748.01
GENERAL #129	1.000 1.0000000000 1.0000000000	63377.55 44447.48 18930.07	3585.44	66962.99 1296.28 596.40 1892.68 D	2046.05 1378.59 667.46 94.63	64822.31 43004.08 21818.23	4474.81 4474.81	810.98 810.98 1870.03 1870.03
GENERAL #130	1.300 .227485700 .559785200	20715.42 10118.65 10596.77	4669.43	25384.85 294.89 333.86 628.75 D	758.40 313.83 444.57 31.44	24595.01 9790.08 14804.93	1018.62 1018.62	184.49 184.49 425.40 425.40
GENERAL #131	.700 .7000000000 .7000000000	23.04 23.04	4.50	27.54	.79 .67 .12	26.75 22.37 4.38	2.05 2.05	
POLICE PENSION #132	.400 .4000000000 .4000000000	25364.19 17792.16 7572.03	1436.75	26800.94 518.51 238.56 757.07 D	818.87 551.82 267.05 37.85	25944.22 17214.41 8729.81	1791.10 1791.10	324.39 324.39 748.01 748.01

A L L L E V I E S		3.800	
CLASS-1	134,844.39	11,132.87	4,442.98
CLASS-2	90,173.49	2,796.73	2,796.73
	44,670.90	1407.38	1,646.25
		D	201.77
	145,977.26		
		9,077.68	3,791.45
		141,332.51	1,644.25
		87,245.35	1,644.25
		54,087.16	

4,035.57 Delinquent Tax Receipts--included in figures shown above

2.7274 AGR-RES
3.0597 COM-IND

CORPORATION 5G

UPPER SANDUSKY CORP

ADDITIONAL SOURCES OF RECEIPTS

ADDITIONAL DEDUCTIONS

Other-----		
Estate Tax-----		
Cigarette Tax-----		8,816.97
Special Assessments-----		
Total Additional Receipts-----		8,816.97
Total All Receipts-----	141,332.51	Total All Deductions-----
		8,816.97

ADVANCES-----

NET DISTRIBUTION----- 132,515.54

-----COUNTY AUDITOR

-----DEPUTY AUDITOR

WHARTON CORPORATION										CORPORATION 5H		
FEE S										RECEIPTS		
TX/RT	EF/RT	REAL	PERS-PROP	TOTAL	A/T/REA	NET-OF-FEES	NON-BUSI	OWNER	OC	HOMESTEAD		
MILLS	MILLS	RECEIPTS	RECEIPTS	RECEIPTS	DETAC	DETAC	OWNERS	OC	HOMESTEAD			
GENERAL		1745.73	56.51	1802.24	54.19	1736.75	138.03	19.55	62.55			
#133		1386.59		66.85	42.92	1340.33	138.03	19.55	62.55			
	/	359.14		159.16	11.27	396.42						
				226.01	11.30							
GENERAL		4664.02	141.28	4805.30	132.95	4646.12						
#134 NO RLEK		3856.97		166.97	107.21	3741.41						
2016/2021/2025		807.05		357.65	25.74	904.71						
				524.62	26.23							
A L L L E V I E S										138.03	218.78	
CLASS-1										6,382.87	19.55	
CLASS-2										11.69	218.78	
2.800										5,081.74	19.55	
2.7982 AGR-RES										25.84		
2.5977 COM-IND										1,301.13		
D												
D												
6,607.54												

750.63 Delinquent Tax Receipts--included in figures shown above

WHARTON CORPORATION CORPORATION 5H

ADDITIONAL SOURCES OF RECEIPTS

ADDITIONAL DEDUCTIONS

Other-----		
Estate Tax-----		
Cigarette Tax-----		
Special Assessments-----		
Total Additional Receipts-----		258.20
Total All Receipts-----	6,382.87	258.20

ADVANCES-----

NET DISTRIBUTION----- 6,124.67



-----COUNTY AUDITOR
-----DEPUTY AUDITOR

----- ALL CORPORATION -----
 REAL RECEIPTS PERS-PROP RECEIPTS TOTAL RECEIPTS FEES
 A/T/REA
 DETAC
 NET-OF-FEES NON-BUSI OWNER OC HOMESTEAD

A L L	CORPORATION	270136.43	19609.60	8738.06	280370.02	17374.22	3118.32	9609.98
				D				
			289746.03					

DORCAS CAREY PUBLIC LIBRA										OTHER	6A
FEE S										RECEIPTS	
TX/RT	EF/RT	REAL	PERS-PROP	TOTAL	A/T/REA	DETAC	NET-OF-FEES	NON-BUSI	OWNER	OC	HOMESTEAD
MILLS	MILLS	RECEIPTS	RECEIPTS	RECEIPTS							
CURRENT EXPENSE	1.750	79725.35	3528.72	83254.07	2472.53		131.15	80635.43	6497.70	945.11	1838.35
#135	1.475166000	66313.32		2623.00	2019.48		14.96	64162.69	6495.88	945.11	1838.35
2010/2018/2022	1.560466250	13412.03		299.25	453.05			16472.74	1.82		
				2922.25	D	146.11					

A L L	L E V I E S		3,528.72		2,472.53			80,635.43	6,497.70	945.11	1,838.35
	CLASS-1	79,725.35		2,623.00	2,019.48		131.15	64,162.69	6,495.88	945.11	1,838.35
	CLASS-2	66,313.32		299.25	453.05		14.96	16,472.74	1.82		
	1.750	13,412.03		D	146.11						
				83,254.07							
	1.4751	AGR-RES									
	1.5604	COM-IND									

2,922.25 Delinquent Tax Receipts--included in figures shown above

DORCAS CAREY PUBLIC LIBRA OTHER 6A

ADDITIONAL SOURCES OF RECEIPTS

ADDITIONAL DEDUCTIONS

Other-----		
Estate Tax-----		
Cigarette Tax-----		
Special Assessments-----		
Total Additional Receipts-----		
Total All Receipts-----	80,635.43	
Other-----		
County Health Dept-----		
Personal Property Reimb Admin Fee-----		
Election Expenses-----		
Advertising Delinquent-----		
Total Additional Deductions-----		
Total All Deductions-----		

ADVANCES-----

NET DISTRIBUTION----- 80,635.43

-----COUNTY AUDITOR

-----DEPUTY AUDITOR

FINDLAY-HANCOCK CO LIBRAR OTHER 6B

ADDITIONAL SOURCES OF RECEIPTS

ADDITIONAL DEDUCTIONS

Other-----		
Estate Tax-----		
Cigarette Tax-----		
Special Assessments-----		
Total Additional Receipts-----		
Total All Receipts-----	624.21	

ADVANCES-----

NET DISTRIBUTION----- 624.21

-----COUNTY AUDITOR

-----DEPUTY AUDITOR

FOREST-JACKSON LIBRARY										
TX/RT MILLS	EF/RT MILLS	REAL RECEIPTS	PERS-PROP RECEIPTS	TOTAL RECEIPTS	FEES		RECEIPTS			OTHER
					A/T/REA DETAC	D	NET-OF-FEES	NON-BUSI OWNER	OC HOMESTEAD	
.700		12276.50	1077.48	13353.98	391.74		12920.71	1053.61	84.72	162.40
.453863900		11595.76		693.39	344.03		11217.06	1034.95	84.72	162.40
.689713500		680.74		137.22	47.71		1703.65	18.66		
2010/2020/2024				830.61	D 41.53					

A L L	L E V I E S	12,276.50	1,077.48	13,353.98	391.74		12,920.71	1,053.61	84.72	162.40
	CLASS-1	11,595.76		693.39	344.03		11,217.06	1,034.95	84.72	162.40
	CLASS-2	680.74		137.22	47.71		1,703.65	18.66		
.700					D 41.53					
	.4538 AGR-RES									
	.6897 COM-IND									

830.61 Delinquent Tax Receipts--included in figures shown above

FOREST-JACKSON LIBRARY OTHER 6C

ADDITIONAL SOURCES OF RECEIPTS

ADDITIONAL DEDUCTIONS

Other-----		
Estate Tax-----		
Cigarette Tax-----		
Special Assessments-----		
Total Additional Receipts-----		
Total All Receipts-----	12,920.71	
ADVANCES-----		
NET DISTRIBUTION-----		
		12,920.71

-----COUNTY AUDITOR

 -----DEPUTY AUDITOR

MOHAWK COMMUNITY LIBRARY										
TX/RT MILLS	EF/RT MILLS	REAL RECEIPTS	PERS-PROP RECEIPTS	TOTAL RECEIPTS	FEES		RECEIPTS			6D
					A/T/REA	DETA	NET-OF-FEES	NON-BUSI	OWNER	
.800		21496.06	2434.02	23930.08	711.11		23150.35	1812.00	202.33	545.25
.631353600		20538.53		1312.29	616.97		19855.95	1812.00	201.79	541.83
.799848000		957.53		60.03	94.14		3294.40		.54	3.42
2010/2020/2024				1372.32	D	68.62				

A L L L E V I E S										
		21,496.06	2,434.02		711.11		23,150.35	1,812.00	202.33	545.25
CLASS-1		20,538.53		1312.29	616.97		65.61	1,812.00	201.79	541.83
CLASS-2		957.53		60.03	94.14		3.01			3.42
.800				60.03			3,294.40		.54	
				D	68.62					
				23,930.08						
		.6313	AGR-RES							
		.7998	COM-IND							

1,372.32 Delinquent Tax Receipts--included in figures shown above

MOHAWK COMMUNITY LIBRARY OTHER 6D

ADDITIONAL SOURCES OF RECEIPTS

ADDITIONAL DEDUCTIONS

Other-----		
Estate Tax-----		
Cigarette Tax-----		
Special Assessments-----		
Total Additional Receipts-----		
Total All Receipts-----	23,150.35	
ADVANCES-----		
Total Additional Receipts-----		
Total All Deductions-----		
Total All Deductions-----		

NET DISTRIBUTION----- 23,150.35

-----COUNTY AUDITOR

-----DEPUTY AUDITOR

		UPPER SANDUSKY LIBRARY				OTHER		6E	
		FEE		RECEIPTS		RECEIPTS			
TX/RT	EF/RT	REAL	PERS-PROP	TOTAL	A/T/REA	NET-OF-FEES	NON-BUSI	OWNER OC	
MILLS	MILLS	RECEIPTS	RECEIPTS	RECEIPTS	DETAC	NET-OF-FEES	NON-BUSI	OWNER OC	
								OC	
								HOMESTEAD	
CURRENT EXPENSE	1.400	161499.12	16782.82	178281.94	5315.34	172714.91	12432.81	1615.82	3348.06
#139		1.023482600							
2009/2019/2023		1.222187400							
				5033.71 D					
				16,782.82		12,432.81		3,348.06	
A L L	L E V I E S	161,499.12		178,281.94	251.69	172,714.91	1,615.82		
				D					
	1.400	1.0234	AGR-RES						
		1.2221	COM-IND						

5,033.71 Delinquent Tax Receipts--included in figures shown above

----- ALL OTHER -----
 REAL PERS-PROP TOTAL FEES RECEIPTS
 RECEIPTS RECEIPTS RECEIPTS A/T/REA
 NET-OF-FEES NON-BUSI OWNER OC HOMESTEAD

A L L OTHER 275597.29 23866.29 8910.02 290045.61 21858.32 2853.44 5905.19
 D 507.95
 299463.58

----- GRAND TOTALS -----
 11,194,253.26 1,125,319.25 361,793.64 769,687.13 244,354.81
 D 21969.28 96,261.92
 12,319,572.51