

		CURRENT	PRIOR	REF/ADJ	NON-BUS	OCCUPANCY	HOMESTEAD
1	ANTRIM TOWNSHIP /RIDGEDALE LOCAL S	295.93					
2	ANTRIM TOWNSHIP /WYNFORD LOCAL S D	567.32	447.70	137.32-			
3	ANTRIM TOWNSHIP /NEVADA CORPORATIO	273.21					
4	ANTRIM TOWNSHIP /UPPER SANDUSKY S	101.76					
5	CRANE TOWNSHIP /UPPER SANDUSKY S	88.66	40.22				
6	CRANE TOWNSHIP /UPPER SANDUSKY CO	1759.30	481.68				
7	CRANE TOWNSHIP /WYNFORD LOCAL S D						
8	CRANE TOWNSHIP /MOHAWK LOCAL S D	367.94					
9	CRAWFORD TOWNSHIP/CAREY S D	1276.66					
10	CRAWFORD TOWNSHIP/CAREY CORPORATION	1480.63	691.07				
11	CRAWFORD TOWNSHIP/UPPER SANDUSKY S	88.86					
12	EDEN TOWNSHIP /UPPER SANDUSKY S	229.02					
13	EDEN TOWNSHIP /WYNFORD LOCAL S D	467.38					
14	EDEN TOWNSHIP /NEVADA CORPORATIO	203.19					
15	EDEN TOWNSHIP /MOHAWK LOCAL S D						
16	JACKSON TOWNSHIP /UPPER SANDUSKY S						
17	JACKSON TOWNSHIP /KIRBY CORPORATION						
18	JACKSON TOWNSHIP /RIVERDALE S D HAR	231.20					
19	JACKSON TOWNSHIP /KENTON CITY S D H						
20	MIFFLIN TOWNSHIP /UPPER SANDUSKY S	559.71	31.19				
21	MIFFLIN TOWNSHIP /KIRBY CORPORATION	5.18					
22	MIFFLIN TOWNSHIP /RIVERDALE S D HAR						
23	MARSEILLES TOWNSH/UPPER SANDUSKY S	1258.58					
24	MARSEILLES TOWNSH/MARSEILLES CORP	7.72					
25	MARSEILLES TOWNSH/KENTON CITY S D H	41.65					
26	PITT TOWNSHIP /UPPER SANDUSKY S	206.77					
27	PITT TOWNSHIP /HARPSTER CORPORAT	8.96					
28	PITT TOWNSHIP /WYNFORD LOCAL S D						
29	RICHLAND TOWNSHIP/RIVERDALE S D HAR	667.90					
30	RICHLAND TOWNSHIP/WHARTON CORPORATI	44.02					
31	RIDGE TOWNSHIP /CAREY S D						
32	RIDGE TOWNSHIP /RIVERDALE S D HAR	1.84					
33	RIDGE TOWNSHIP /VANLUE S D HANCOC	70.32					
34	SALEM TOWNSHIP /UPPER SANDUSKY S	959.87	91.93				
35	SALEM TOWNSHIP /RIVERDALE S D HAR	22.26					
36	SYCAMORE TOWNSHIP/MOHAWK LOCAL S D	2363.04	110.20				
37	SYCAMORE TOWNSHIP/SYCAMORE CORPORAT	707.05					
38	TYMOCHTEE TOWNSHI/MOHAWK LOCAL S D	1423.79	4074.38	86.96-			
39	TYMOCHTEE TOWNSHI/UPPER SANDUSKY S	138.72					
40	EDEN TWP /UPPER SANDUSKY S						
41	PITT TOWNSHIP /UPPER CORPORATION						
42	SALEM TOWNSHIP /UPPER SANDUSKY CO						

** COUNTY TOTALS **

15918.44	5968.37	224.28-
----------	---------	---------

	CURRENT	PRIOR	REF/ADJ	NON-BUS	OCCUPANCY	HOMESTEAD
1 ANTRIM TOWNSHIP /RIDGEDALE LOCAL S						
2 ANTRIM TOWNSHIP /WYNFORD LOCAL S D	36.00					36.00
3 ANTRIM TOWNSHIP /NEVADA CORPORATIO	147.34					147.34
4 ANTRIM TOWNSHIP /UPPER SANDUSKY S						
5 CRANE TOWNSHIP /UPPER SANDUSKY S	257.36					257.36
6 CRANE TOWNSHIP /UPPER SANDUSKY CO	254.76	19.80				274.56
7 CRANE TOWNSHIP /WYNFORD LOCAL S D						
8 CRANE TOWNSHIP /MOHAWK LOCAL S D		154.66				154.66
9 CRAWFORD TOWNSHIP/CAREY S D	146.14					146.14
10 CRAWFORD TOWNSHIP/CAREY CORPORATION	139.12					139.12
11 CRAWFORD TOWNSHIP/UPPER SANDUSKY S						
12 EDEN TOWNSHIP /UPPER SANDUSKY S	36.00					36.00
13 EDEN TOWNSHIP /WYNFORD LOCAL S D						
14 EDEN TOWNSHIP /NEVADA CORPORATIO		227.37				227.37
15 EDEN TOWNSHIP /MOHAWK LOCAL S D						
16 JACKSON TOWNSHIP /UPPER SANDUSKY S						
17 JACKSON TOWNSHIP /KIRBY CORPORATION	36.00					36.00
18 JACKSON TOWNSHIP /RIVERDALE S D HAR	72.00					72.00
19 JACKSON TOWNSHIP /KENTON CITY S D H						
20 MIFFLIN TOWNSHIP /UPPER SANDUSKY S	160.44					160.44
21 MIFFLIN TOWNSHIP /KIRBY CORPORATION	18.00					18.00
22 MIFFLIN TOWNSHIP /RIVERDALE S D HAR						
23 MARSEILLES TOWNSH/UPPER SANDUSKY S	36.00					36.00
24 MARSEILLES TOWNSH/MARSEILLES CORPORA						
25 MARSEILLES TOWNSH/KENTON CITY S D H	36.00					36.00
26 PITT TOWNSHIP /UPPER SANDUSKY S						
27 PITT TOWNSHIP /HARPSTER CORPORAT						
28 PITT TOWNSHIP /WYNFORD LOCAL S D						
29 RICHLAND TOWNSHIP/RIVERDALE S D HAR	157.21					157.21
30 RICHLAND TOWNSHIP/WHARTON CORPORATI	36.00					36.00
31 RIDGE TOWNSHIP /CAREY S D						
32 RIDGE TOWNSHIP /RIVERDALE S D HAR						
33 RIDGE TOWNSHIP /VANLUE S D HANCOC	36.00					36.00
34 SALEM TOWNSHIP /UPPER SANDUSKY S	292.66					292.66
35 SALEM TOWNSHIP /RIVERDALE S D HAR						
36 SYCAMORE TOWNSHIP/MOHAWK LOCAL S D	72.00					72.00
37 SYCAMORE TOWNSHIP/SYCAMORE CORPORAT	194.89					194.89
38 TYMOCHTEE TOWNSHI/MOHAWK LOCAL S D	196.70					196.70
39 TYMOCHTEE TOWNSHI/UPPER SANDUSKY S						
40 EDEN TWP /UPPER SANDUSKY S		39.69				39.69
41 PITT TOWNSHIP /UPPER CORPORATION						
42 SALEM TOWNSHIP /UPPER SANDUSKY CO						
** COUNTY TOTALS **						
	2360.62	441.52				2802.14

TOTAL COLLECTION & ROLLBACKS:	24,688.95
REAL ESTATE ASSESSMENT	
.0400000 (1ST \$ 500,000)	987.56
.0200000 (NEXT \$10,000,000)	.00
.0075000 (BALANCE)	.00
T O T A L	987.56 *
AUDITOR FEES - 4%	
.0400000 (TOTAL COL + RLBK)	987.56
T O T A L	987.56 *
TREASURER FEES	
.0094950 (1ST \$ 5,690,000)	234.42
.0019960 (BALANCE)	.00
T O T A L	234.42 *
GRAND TOTAL FEES:	2,209.54 *

WYANDOT COUNTY

COUNTY 1A

	TX/RT MILLS	EF/RT MILLS	L R E RECEIPTS	M H RECEIPTS	TOTAL RECEIPTS	F E E S		R E C E I P T S			
						A/T/REA DETAC		NET-OF-FEES	NON-BUS	OWN-OCC	HOMESTEAD
COUNTY GENERAL	2.900		1643.39	144.25	1787.64	161.35		1602.80			
# 1	2.900000000										
/ /	2.900										
					469.81 D	23.49					
HEALTH DISTRICT	.700		396.68	34.82	431.50	38.95		386.88			
# 2 NO RLBK	.699961500										
2019/2019/2024	.700										
					113.41 D	5.67					
MENTAL HEALTH/REC	.600		339.99	29.86	369.85	33.38		331.61			
# 3 NO RLBK	.599967000										
2017/ /2026	.600										
					97.19 D	4.86					
SENIOR CITIZENS	1.000		566.66	49.75	616.41	55.64		552.67			
# 4 NO RLBK	.999945000										
2019/ /2023	1.000										
					161.99 D	8.10					
SENIOR CITIZENS	.800		334.00	39.79	373.79	33.73		335.21			
# 5	.589406400										
2009/2019/2023	.800										
					96.91 D	4.85					
A L L L E V I E S			3,280.72	298.47				3,209.17			
	6.00						D	46.97			
					3,579.19						
	5.7891	LRE									
	6.00	MH									

939.31 Delinquent Tax Receipts--included in figures shown above

WYANDOT COUNTY

COUNTY 1A

ADDITIONAL
SOURCES OF RECEIPTS

ADDITIONAL
DEDUCTIONS

Other-----

Other-----

Estate Tax-----

County Health Dept-----

Cigarette Tax-----

Personal Property Reimb Admin Fee-----

Special Assessments-----

Election Expenses-----

Advertising Delinquent-----

Total Additional Receipts-----

Total Additional Deductions-----

Total All Receipts----- 3,209.17

Total All Deductions-----

ADVANCES-----

NET DISTRIBUTION----- 3,209.17



-----COUNTY AUDITOR

-----DEPUTY AUDITOR

WYANDOT COUNTY

COUNTY 1B

	TX/RT MILLS	EF/RT MILLS	L R E RECEIPTS	M H RECEIPTS	TOTAL RECEIPTS	F E E S		R E C E I P T S				
						A/T/REA DETAC		NET-OF-FEES	NON-BUS	OWN-OCC	HOMESTEAD	
ANGELINE SCHOOLS	2.950		1113.08	146.73	1259.81	113.67		1129.90				
# 6	1.964236850											
2006/2011/CONT	2.950											
					324.89 D	16.24						
ANGELINE SCHOOLS	1.500		849.96	74.61	924.57	83.45		828.97				
# 7 NO RLBK	1.499917500											
2017/ /2021	1.500											
					243.00 D	12.15						
A L L L E V I E S			1,963.04	221.34		197.12		1,958.87				
	4.45					D 28.39						
					2,184.38							
		3.4641 LRE										
		4.45 MH										

567.89 Delinquent Tax Receipts--included in figures shown above

WYANDOT COUNTY

COUNTY 1B

ADDITIONAL
SOURCES OF RECEIPTS

ADDITIONAL
DEDUCTIONS

Other-----

Other-----

Estate Tax-----

County Health Dept-----

Cigarette Tax-----

Personal Property Reimb Admin Fee-----

Special Assessments-----

Election Expenses-----

Advertising Delinquent-----

Total Additional Receipts-----

Total Additional Deductions-----

Total All Receipts----- 1,958.87

Total All Deductions-----

ADVANCES-----

NET DISTRIBUTION----- 1,958.87



-----COUNTY AUDITOR

-----DEPUTY AUDITOR

ALL COUNTY

		F E E S		R E C E I P T S					
		L R E	M H	TOTAL	A/T/REA	R E C E I P T S			
		RECEIPTS	RECEIPTS	RECEIPTS	DETAC	NET-OF-FEES	NON-BUS	OWN-OCC	HOMESTEAD
A L L	COUNTY	5243.76	519.81		520.17	5168.04			
				D	75.36				
				5763.57					

CAREY EVSD

BOARD OF ED 2A

		TX/RT	EF/RT	L R E	M H	TOTAL	F E E S	R E C E I P T S					
		MILLS	MILLS	R E C E I P T S	R E C E I P T S	R E C E I P T S	A/T/REA DETAC	NET-OF-FEES	NON-BUS	OWN-OCC	HOMESTEAD		
BOND		4.850		439.81	19.96	459.77	41.15	414.23					
# 8		4.850000000											
2013/	/2049	4.850											
						87.71 D	4.39						
CLASSROOM FACILIT		.500		38.98	2.06	41.04	3.67	36.98					
# 9		.429852500											
2013/	/2035	.500											
						7.77 D	.39						
GENERAL		7.800		330.73	32.11	362.84	32.47	327.07					
# 10		3.647069400											
1991/	/CONT	7.800											
						65.96 D	3.30						
GENERAL		2.900		70.07	11.94	82.01	7.34	73.97					
# 11		.772629600											
1977/	/CONT	2.900											
						13.97 D	.70						
GENERAL		4.800		203.53	19.76	223.29	19.98	201.28					
# 12		2.244350400											
1989/	/CONT	4.800											
						40.59 D	2.03						
GENERAL		5.000		175.89	20.58	196.47	17.58	177.14					
# 13		1.939655000											
1979/	/CONT	5.000											
						35.08 D	1.75						
GENERAL		24.400		589.51	100.45	689.96	61.75	622.33					
# 14		6.500745600											
1976/	/CONT	24.400											
						117.56 D	5.88						
GENERAL		5.000		453.42	20.58	474.00	42.42	427.06					
# 15		5.000000000											
/	/	5.000											
						90.42 D	4.52						
A L L	L E V I E S			2,301.94	227.44		226.36	2,280.06					
		55.25					D	22.96					
						2,529.38							
		25.3840	LRE										
		55.25	MH										

459.06 Delinquent Tax Receipts--included in figures shown above

C A R E Y E V S D

B O A R D O F E D 2 A

A D D I T I O N A L
S O U R C E S O F R E C E I P T S

A D D I T I O N A L
D E D U C T I O N S

Other-----

Other-----

Estate Tax-----

County Health Dept-----

Cigarette Tax-----

Personal Property Reimb Admin Fee-----

Special Assessments-----

Election Expenses-----

Advertising Delinquent-----

Total Additional Receipts-----

Total Additional Deductions-----

Total All Receipts----- 2,280.06

Total All Deductions-----

A D V A N C E S -----

N E T D I S T R I B U T I O N -----

2,280.06



-----C O U N T Y A U D I T O R

-----D E P U T Y A U D I T O R

KENTON CSD

BOARD OF ED 2B

ADDITIONAL
SOURCES OF RECEIPTS

ADDITIONAL
DEDUCTIONS

Other-----

Other----- 1.16

Estate Tax-----

County Health Dept-----

Cigarette Tax-----

Personal Property Reimb Admin Fee-----

Special Assessments-----

Election Expenses-----

Advertising Delinquent-----

Total Additional Receipts-----

Total Additional Deductions----- 1.16

Total All Receipts----- 48.61

Total All Deductions----- 1.16

ADVANCES-----

NET DISTRIBUTION-----

47.45



-----COUNTY AUDITOR

-----DEPUTY AUDITOR

MOHAWK LSD

BOARD OF ED 2C

		MOHAWK LSD		F E E S		R E C E I P T S					
		TX/RT MILLS	EF/RT MILLS	L R E RECEIPTS	M H RECEIPTS	TOTAL RECEIPTS	A/T/REA DETAC	R E C E I P T S			
								NET-OF-FEES	NON-BUS	OWN-OCC	HOMESTEAD
BOND		.900		213.41	9.87	223.28	20.17	198.03			
# 23		.9000000000									
2003/	/2030	.900									
						101.59 D	5.08				
BOND		.200		47.42	2.20	49.62	4.48	44.01			
# 24		.2000000000									
2003/	/2030	.200									
						22.57 D	1.13				
CLASSROOM FACILIT		.500		79.15	5.49	84.64	7.64	75.09			
# 25		.333760500									
2003/	/2025	.500									
						38.16 D	1.91				
GENERAL		6.000		816.46	65.88	882.34	79.67	782.86			
# 26		3.443190000									
1980/	/CONT	6.000									
						396.11 D	19.81				
GENERAL		22.900		2734.28	251.47	2985.75	269.57	2649.44			
# 27		11.531111800									
1976/	/CONT	22.900									
						1334.75 D	66.74				
GENERAL		5.000		1185.63	54.92	1240.55	112.04	1100.29			
# 28		5.0000000000									
/	/	5.000									
						564.40 D	28.22				
GENERAL		3.000		424.26	32.95	457.21	41.28	405.65			
# 29		1.789224000									
1986/	/CONT	3.000									
						205.50 D	10.28				
A L L L E V I E S				5,500.61	422.78		534.85	5,255.37			
							D 133.17				
						38.50	5,923.39				
				23.1971 LRE							
				38.50 MH							

2,663.08 Delinquent Tax Receipts--included in figures shown above

MOHAWK LSD

BOARD OF ED 2C

ADDITIONAL
SOURCES OF RECEIPTS

ADDITIONAL
DEDUCTIONS

Other-----

Other-----

Estate Tax-----

County Health Dept-----

Cigarette Tax-----

Personal Property Reimb Admin Fee-----

Special Assessments-----

Election Expenses-----

Advertising Delinquent-----

Total Additional Receipts-----

Total Additional Deductions-----

Total All Receipts----- 5,255.37

Total All Deductions-----

ADVANCES-----

NET DISTRIBUTION----- 5,255.37



-----COUNTY AUDITOR

-----DEPUTY AUDITOR

R I D G E D A L E L S D

B O A R D O F E D 2D

		R I D G E D A L E L S D				B O A R D O F E D 2D				
				F E E S						
	TX/RT	EF/RT	L R E	M H	TOTAL	A/T/REA	R E C E I P T S			
	MILLS	MILLS	R E C E I P T S	R E C E I P T S	R E C E I P T S	D E T A C	NET-OF-FEES	NON-BUS	OWN-OCC	HOMESTEAD
EMERGENCY	3.720		28.21		28.21	2.52	25.69			
# 30 NO RLBK	3.720000000									
2017/ /2021	3.720									
D										
GENERAL	5.500		41.70		41.70	3.73	37.97			
# 31	5.500000000									
/ /	5.500									
D										
GENERAL	4.500		18.68		18.68	1.67	17.01			
# 32	2.463655500									
1978/ /CONT	4.500									
D										
GENERAL	30.700		101.29		101.29	9.06	92.23			
# 33	13.357877000									
1976/ /CONT	30.700									
D										
A L L L E V I E S			189.88			16.98	172.90			
D										
44.42				189.88						
		25.0414 LRE								
		44.42 MH								

R I D G E D A L E L S D

B O A R D O F E D 2 D

A D D I T I O N A L
S O U R C E S O F R E C E I P T S

A D D I T I O N A L
D E D U C T I O N S

Other-----

Other-----

Estate Tax-----

County Health Dept-----

Cigarette Tax-----

Personal Property Reimb Admin Fee-----

Special Assessments-----

Election Expenses-----

Advertising Delinquent-----

Total Additional Receipts-----

Total Additional Deductions-----

Total All Receipts----- 172.90

Total All Deductions-----

A D V A N C E S -----

N E T D I S T R I B U T I O N -----

172.90



----- C O U N T Y A U D I T O R

----- D E P U T Y A U D I T O R

RIVERDALE LSD

ADDITIONAL
SOURCES OF RECEIPTS

ADDITIONAL
DEDUCTIONS

Other-----

Other-----

Estate Tax-----

County Health Dept-----

Cigarette Tax-----

Personal Property Reimb Admin Fee-----

Special Assessments-----

Election Expenses-----

Advertising Delinquent-----

Total Additional Receipts-----

Total Additional Deductions-----

Total All Receipts----- 759.81

Total All Deductions-----

ADVANCES-----

NET DISTRIBUTION-----

759.81



-----COUNTY AUDITOR

-----DEPUTY AUDITOR

UPPER SANDUSKY EVSD

BOARD OF ED 2F

		F E E S		R E C E I P T S			
	TX/RT MILLS	EF/RT MILLS	L R E RECEIPTS	M H RECEIPTS	TOTAL RECEIPTS	A/T/REA DETAC	RECEIPTS NET-OF-FEES NON-BUS OWN-OCC HOMESTEAD
GENERAL # 38	5.000		481.72	111.03	592.75	53.05	536.86
1986/ /CONT	2.933680000						
	5.000				56.86 D	2.84	
GENERAL # 39	4.800		788.24	106.59	894.83	80.08	810.29
/ /	4.800000000						
	4.800				89.24 D	4.46	
GENERAL # 40	20.300		1764.39	450.80	2215.19	198.25	2006.41
1976/ /CONT	10.744526100						
	20.300				210.51 D	10.53	
GENERAL # 41	3.600		313.02	79.95	392.97	35.17	355.93
1977/ /CONT	1.906275600						
	3.600				37.35 D	1.87	
PERMANENT IMPROVE # 42 NO RLBK	2.000		316.99	44.41	361.40	32.34	327.26
2015/ /CONT	1.930322000						
	2.000				35.97 D	1.80	
A L L L E V I E S			3,664.36	792.78		398.89	4,036.75
	35.70				D	21.50	
					4,457.14		
	22.3146 LRE						
	35.70 MH						

429.93 Delinquent Tax Receipts--included in figures shown above

UPPER SANDUSKY EVSD

ADDITIONAL
SOURCES OF RECEIPTS

ADDITIONAL
DEDUCTIONS

Other-----

Other-----

Estate Tax-----

County Health Dept-----

Cigarette Tax-----

Personal Property Reimb Admin Fee-----

Special Assessments-----

Election Expenses-----

Advertising Delinquent-----

Total Additional Receipts-----

Total Additional Deductions-----

Total All Receipts----- 4,036.75

Total All Deductions-----

ADVANCES-----

NET DISTRIBUTION-----

4,036.75



-----COUNTY AUDITOR

-----DEPUTY AUDITOR

VANLUE LSD

BOARD OF ED 2G

ADDITIONAL SOURCES OF RECEIPTS		ADDITIONAL DEDUCTIONS	
Other-----		Other-----	1.03
Estate Tax-----		County Health Dept-----	
Cigarett Tax-----		Personal Property Reimb Admin Fee-----	
Special Assessments-----		Election Expenses-----	
		Advertising Delinquent-----	
Total Additional Receipts-----		Total Additional Deductions-----	1.03
Total All Receipts-----	70.91	Total All Deductions-----	1.03

ADVANCES-----

NET DISTRIBUTION----- 69.88



-----COUNTY AUDITOR

-----DEPUTY AUDITOR

WYNFORD LSD

BOARD OF ED 2H

		WYNFORD LSD				F E E S				
	TX/RT MILLS	EF/RT MILLS	L R E RECEIPTS	M H RECEIPTS	TOTAL RECEIPTS	A/T/REA DETAC	R E C E I P T S			
							NET-OF-FEES	NON-BUS	OWN-OCC	HOMESTEAD
BOND # 47 1998/ /2022	3.400 3.400000000 3.400		130.89	16.80	147.69	14.13				131.44
					42.32 D	2.12				
BOND # 48 NO RLBK 2017/ /	4.000 4.000000000 4.000		154.00	19.77	173.77	16.62				154.66
					49.79 D	2.49				
EMERGENCY # 49 2012/2021/2023	1.660 1.660000000 1.660		63.90	8.21	72.11	6.90				64.18
					20.67 D	1.03				
GENERAL # 50 1977/ /CONT	6.500 2.477390500 6.500		95.37	32.14	127.51	12.07				113.35
					41.77 D	2.09				
GENERAL # 51 1976/ /CONT	22.100 5.320420300 22.100		204.82	109.27	314.09	29.53				278.97
					111.81 D	5.59				
GENERAL # 52 1985/ /CONT	7.900 3.496058100 7.900		134.59	39.06	173.65	16.48				154.40
					55.48 D	2.77				
GENERAL # 53 / /	5.600 5.600000000 5.600		215.58	27.69	243.27	23.27				216.51
					69.71 D	3.49				
GENERAL # 54 2003/2021/2023	6.900 4.525503000 6.900		174.22	34.11	208.33	19.85				185.34
					62.78 D	3.14				
PERMANENT IMP # 55 NO RLBK 2017/ /CONT	1.000 1.000000000 1.000		38.50	4.95	43.45	4.16				38.67
					12.45 D	.62				
A L L L E V I E S			1,211.87	292.00		143.01				1,337.52
	59.06					D 23.34				
	31.4792 LRE				1,503.87					
	59.06 MH									

466.78 Delinquent Tax Receipts--included in figures shown above

WYNFORD LSD

BOARD OF ED 2H

ADDITIONAL
SOURCES OF RECEIPTS

ADDITIONAL
DEDUCTIONS

Other-----

Other-----

Estate Tax-----

County Health Dept-----

Cigarette Tax-----

Personal Property Reimb Admin Fee-----

Special Assessments-----

Election Expenses-----

Advertising Delinquent-----

Total Additional Receipts-----

Total Additional Deductions-----

Total All Receipts----- 1,337.52

Total All Deductions-----

ADVANCES-----

NET DISTRIBUTION----- 1,337.52



-----COUNTY AUDITOR

-----DEPUTY AUDITOR

ALL BOARD OF ED

		F E E S				R E C E I P T S			
		L R E	M H	TOTAL	A/T/REA	R E C E I P T S			
		RECEIPTS	RECEIPTS	RECEIPTS	DETAC	NET-OF-FEES	NON-BUS	OWN-OCC	HOMESTEAD
A L L	BOARD OF ED	13605.05	1964.37		1406.52	13961.93			
				D	200.97				
				15569.42					

O H I O H I - P O I N T J V S D

J V S 3B

		F E E S						R E C E I P T S			
	T X / R T	E F / R T	L R E	M H	T O T A L	A / T / R E A	R E C E I P T S				
	M I L L S	M I L L S	R E C E I P T S	R E C E I P T S	R E C E I P T S	D E T A C	N E T - O F - F E E S	N O N - B U S	O W N - O C C	H O M E S T E A D	

GENERAL	2.000		1.81	1.16	2.97	.27	2.70				
# 56	2.000000000										
1978/ /CONT	2.000										

D											

PERMANENT IMPROVE	.600		.51	.35	.86	.08	.78				
# 57 NO RLBK	.566014200										
2018/ /CONT	.600										

D											

A L L L E V I E S			2.32	1.51		.35	3.48				
	2.60										
		2.5660	LRE								
		2.60	MH								

OHIO HI-POINT JVSD

J V S 3B

ADDITIONAL
SOURCES OF RECEIPTS

ADDITIONAL
DEDUCTIONS

Other-----

Other-----

Estate Tax-----

County Health Dept-----

Cigarette Tax-----

Personal Property Reimb Admin Fee-----

Special Assessments-----

Election Expenses-----

Advertising Delinquent-----

Total Additional Receipts-----

Total Additional Deductions-----

Total All Receipts----- 3.48

Total All Deductions-----

ADVANCES-----

NET D I S T R I B U T I O N-----

3.48



-----COUNTY AUDITOR

-----DEPUTY AUDITOR

V A N G U A R D J V S D

J V S 3C

		F E E S				R E C E I P T S				
	T X / R T	E F / R T	L R E	M H	T O T A L	A / T / R E A	R E C E I P T S			
	M I L L S	M I L L S	R E C E I P T S	R E C E I P T S	R E C E I P T S	D E T A C	N E T - O F - F E E S	N O N - B U S	O W N - O C C	H O M E S T E A D
GENERAL	1.600		642.15	53.10	695.25	62.55	622.18			
# 58	1.600000000									
1976/ /CONT	1.600									
					210.34 D	10.52				

A L L	L E V I E S			53.10		62.55				
			642.15				622.18			
					D	10.52				
	1.60				695.25					
		1.6000	L R E							
		1.60	M H							

210.34 Delinquent Tax Receipts--included in figures shown above

V A N G U A R D J V S D

J V S 3C

A D D I T I O N A L
S O U R C E S O F R E C E I P T S

A D D I T I O N A L
D E D U C T I O N S

Other-----
Estate Tax-----
Cigarette Tax-----
Special Assessments-----

Total Additional Receipts-----

Total All Receipts----- 622.18

Other-----
County Health Dept-----
Personal Property Reimb Admin Fee-----
Election Expenses-----
Advertising Delinquent-----

Total Additional Deductions-----

Total All Deductions-----

A D V A N C E S-----

N E T D I S T R I B U T I O N----- 622.18



-----COUNTY AUDITOR

-----DEPUTY AUDITOR

TRI-RIVERS JVSD

J V S 3D

		F E E S		R E C E I P T S				R E C E I P T S			
	T X / R T	E F / R T	L R E	M H	T O T A L	A / T / R E A	R E C E I P T S				
	M I L L S	M I L L S	R E C E I P T S	R E C E I P T S	R E C E I P T S	D E T A C	N E T - O F - F E E S	N O N - B U S	O W N - O C C	H O M E S T E A D	
GENERAL	1.300		5.19		5.19	.46	4.73				
# 59		.685048000									
1997/2017/2021	1.300										
D											
GENERAL	2.100		6.75		6.75	.60	6.15				
# 60		.890775900									
1978/ /CONT	2.100										
D											
GENERAL	1.000		3.22		3.22	.29	2.93				
# 61		.424179000									
1989/2014/CONT	1.000										
D											
A L L L E V I E S			15.16			1.35	13.81				
	4.40										
		1.9998	LRE								
		4.40	MH								
D											
					15.16						

T R I - R I V E R S J V S D

J V S 3D

A D D I T I O N A L
S O U R C E S O F R E C E I P T S

A D D I T I O N A L
D E D U C T I O N S

Other-----

Other-----

Estate Tax-----

County Health Dept-----

Cigarette Tax-----

Personal Property Reimb Admin Fee-----

Special Assessments-----

Election Expenses-----

Advertising Delinquent-----

Total Additional Receipts-----

Total Additional Deductions-----


Total All Receipts----- 13.81

Total All Deductions-----

A D V A N C E S-----

N E T D I S T R I B U T I O N-----

13.81



-----C O U N T Y A U D I T O R

-----D E P U T Y A U D I T O R

PIONEER JVSD

J V S 3H

		TX/RT	EF/RT	L R E	M H	TOTAL	F E E S	R E C E I P T S					
		MILLS	MILLS	R E C E I P T S	R E C E I P T S	R E C E I P T S	A/T/REA DETAC	NET-OF-FEES	NON-BUS	OWN-OCC	HOMESTEAD		
GENERAL		1.000		21.73	4.95	26.68	2.54	23.73					
# 62		.564321000											
1983/	/CONT	1.000											
						8.21 D	.41						
GENERAL		1.700		56.06	8.41	64.47	6.16	57.37					
# 63 NO RLBK		1.456106100											
2014/	/CONT	1.700											
						18.79 D	.94						
GENERAL		1.000		19.88	4.95	24.83	2.36	22.08					
# 64		.516507000											
1980/	/CONT	1.000											
						7.75 D	.39						
A L L L E V I E S				97.67	18.31		11.06	103.18					
		3.70					D 1.74						
		2.5369	LRE			115.98							
		3.70	MH										

34.75 Delinquent Tax Receipts--included in figures shown above

PIONEER JVSD

J V S 3H

ADDITIONAL
SOURCES OF RECEIPTS

ADDITIONAL
DEDUCTIONS

Other-----

Other-----

Estate Tax-----

County Health Dept-----

Cigarette Tax-----

Personal Property Reimb Admin Fee-----

Special Assessments-----

Election Expenses-----

Advertising Delinquent-----

Total Additional Receipts-----

Total Additional Deductions-----

Total All Receipts----- 103.18

Total All Deductions-----

ADVANCES-----

N E T D I S T R I B U T I O N-----

103.18



-----COUNTY AUDITOR

-----DEPUTY AUDITOR

ALL J V S

		F E E S							
		L R E	M H	TOTAL	A/T/REA	R E C E I P T S			
		RECEIPTS	RECEIPTS	RECEIPTS	DETAC	NET-OF-FEES	NON-BUS	OWN-OCC	HOMESTEAD
A L L	J V S	757.30	72.92		75.31	742.65			
				D	12.26				
				830.22					

ANTRIM TOWNSHIP

TOWNSHIP 4A

		F E E S				R E C E I P T S				
	TX/RT	EF/RT	L R E	M H	TOTAL	A/T/REA	R E C E I P T S			
	MILLS	MILLS	R E C E I P T S	R E C E I P T S	R E C E I P T S	DETAC	NET-OF-FEES	NON-BUS	OWN-OCC	HOMESTEAD
GENERAL	.400		13.88	.89	14.77	1.43	13.15			
# 65		.400000000								
/ /	.400									
					3.89 D	.19				
ROAD	.800		23.53	.37	23.90	2.35	21.16			
# 66		.800000000								
/ /	.800									
					7.79 D	.39				
A L L	L E V I E S		37.41	1.26		3.78	34.31			
					D	.58				
	1.20				38.67					
		1.2000	LRE							
		1.20	MH							

11.68 Delinquent Tax Receipts--included in figures shown above

A N T R I M T O W N S H I P

T O W N S H I P 4 A

A D D I T I O N A L
S O U R C E S O F R E C E I P T S

A D D I T I O N A L
D E D U C T I O N S

Other-----

Other-----

Estate Tax-----

County Health Dept-----

Cigarette Tax-----

Personal Property Reimb Admin Fee-----

Special Assessments-----

Election Expenses-----

Advertising Delinquent-----

Total Additional Receipts-----

Total Additional Deductions-----

Total All Receipts----- 34.31

Total All Deductions-----

A D V A N C E S-----

N E T D I S T R I B U T I O N-----

34.31



-----C O U N T Y A U D I T O R

-----D E P U T Y A U D I T O R

CRANE TOWNSHIP

TOWNSHIP 4B

	TX/RT MILLS	EF/RT MILLS	L R E RECEIPTS	M H RECEIPTS	TOTAL RECEIPTS	FEEES	RECEIPTS				
						A/T/REA DETAC	NET-OF-FEES	NON-BUS	OWN-OCC	HOMESTEAD	
GENERAL	.500		36.99	6.57	43.56	3.90					39.23
# 67	.500000000										
	.500						8.69 D	.43			
GENERAL	.500		34.34	6.57	40.91	3.66					36.84
# 68 NO RLBK	.464110500										
2017/ /2021	.500						8.18 D	.41			
ROAD	.700		9.61	5.58	15.19	1.36					13.69
# 69	.700000000										
	.700						2.83 D	.14			
A L L L E V I E S			80.94	18.72		8.92					89.76
	1.70						D	.98			
							99.66				
	1.6641	LRE									
	1.70	MH									

19.70 Delinquent Tax Receipts--included in figures shown above

CRANE TOWNSHIP

TOWNSHIP 4B

ADDITIONAL
SOURCES OF RECEIPTS

ADDITIONAL
DEDUCTIONS

Other-----

Other-----

Estate Tax-----

County Health Dept-----

Cigarette Tax-----

Personal Property Reimb Admin Fee-----

Special Assessments-----

Election Expenses-----

Advertising Delinquent-----

Total Additional Receipts-----

Total Additional Deductions-----

Total All Receipts----- 89.76

Total All Deductions-----

ADVANCES-----

NET DISTRIBUTION-----

89.76



-----COUNTY AUDITOR

-----DEPUTY AUDITOR

CRAWFORD TOWNSHIP

TOWNSHIP 4C

CRAWFORD TOWNSHIP							TOWNSHIP 4C			
----- FEES -----										
	TX/RT	EF/RT	L R E	M H	TOTAL	A/T/REA	RECEIPTS			
	MILLS	MILLS	RECEIPTS	RECEIPTS	RECEIPTS	DETAC	NET-OF-FEES	NON-BUS	OWN-OCC	HOMESTEAD

GENERAL	.200		18.64	.82	19.46	1.74	17.54			
# 70		.200000000								
/ /	.200									
							3.62 D	.18		

ROAD	1.400		50.87	2.96	53.83	4.82	49.01			
# 71		1.400000000								
/ /	1.400									
							D			

A L L	L E V I E S			3.78		6.56	66.55			
			69.51							
	1.60					D	.18			
		1.6000 LRE				73.29				
		1.60 MH								

3.62 Delinquent Tax Receipts--included in figures shown above

CRAWFORD TOWNSHIP

TOWNSHIP 4C

ADDITIONAL SOURCES OF RECEIPTS

ADDITIONAL DEDUCTIONS

Other-----

Other-----

Estate Tax-----

County Health Dept-----

Cigarette Tax-----

Personal Property Reimb Admin Fee-----

Special Assessments-----

Election Expenses-----

Advertising Delinquent-----

Total Additional Receipts-----

Total Additional Deductions-----

Total All Receipts----- 66.55

Total All Deductions-----

ADVANCES-----

N E T D I S T R I B U T I O N-----

66.55



-----COUNTY AUDITOR

-----DEPUTY AUDITOR

EDEN TOWNSHIP

TOWNSHIP 4D

	TX/RT MILLS	EF/RT MILLS	L R E RECEIPTS	M H RECEIPTS	TOTAL RECEIPTS	FEE S	R E C E I P T S			
						A/T/REA DETAC	NET-OF-FEES	NON-BUS	OWN-OCC	HOMESTEAD
EDEN NORTH FIRE P # 72 2008/2018/2022	1.400 .909767600 1.400		5.76	.98	6.74	.60	6.14			
						D				
GENERAL # 73 / /	.400 .400000000 .400		8.18	1.67	9.85	.88	8.90			
					1.39	D .07				
ROAD # 74 / /	.700 .700000000 .700		11.56	1.02	12.58	1.13	11.42			
					.53	D .03				
A L L L E V I E S			25.50	3.67		2.61	26.46			
	2.50					D .10				
		2.0097	LRE		29.17					
		2.50	MH							

1.92 Delinquent Tax Receipts--included in figures shown above

EDEN TOWNSHIP

TOWNSHIP 4D

ADDITIONAL SOURCES OF RECEIPTS

ADDITIONAL DEDUCTIONS

Other-----

Other-----

Estate Tax-----

County Health Dept-----

Cigarette Tax-----

Personal Property Reimb Admin Fee-----

Special Assessments-----

Election Expenses-----

Advertising Delinquent-----

Total Additional Receipts-----

Total Additional Deductions-----

Total All Receipts----- 26.46

Total All Deductions-----

ADVANCES-----

N E T D I S T R I B U T I O N-----

26.46

-----COUNTY AUDITOR

-----DEPUTY AUDITOR

JACKSON TOWNSHIP

TOWNSHIP 4E

F E E S

	TX/RT MILLS	EF/RT MILLS	L R E RECEIPTS	M H RECEIPTS	TOTAL RECEIPTS	A/T/REA DETAC	R E C E I P T S			
							NET-OF-FEES	NON-BUS	OWN-OCC	HOMESTEAD
GENERAL	.500		3.08	1.20	4.28	.38	3.90			
# 75		.500000000								
/ /		.500								
D										
GENERAL	1.500		6.98	3.59	10.57	.95	9.62			
# 76		1.134451500								
2012/2022/2026		1.500								
D										
ROAD	.900		5.54	1.53	7.07	.63	6.44			
# 77		.900000000								
/ /		.900								
D										
A L L	L E V I E S		15.60	6.32			1.96		19.96	
	2.90				D					
		2.5344	LRE		21.92					
		2.90	MH							

JACKSON TOWNSHIP

TOWNSHIP 4E

ADDITIONAL
SOURCES OF RECEIPTS

ADDITIONAL
DEDUCTIONS

Other-----

Other-----

Estate Tax-----

County Health Dept-----

Cigarette Tax-----

Personal Property Reimb Admin Fee-----

Special Assessments-----

Election Expenses-----

Advertising Delinquent-----

Total Additional Receipts-----

Total Additional Deductions-----

Total All Receipts----- 19.96

Total All Deductions-----

ADVANCES-----

NET DISTRIBUTION-----

19.96



-----COUNTY AUDITOR

-----DEPUTY AUDITOR

MARSEILLES TOWNSHIP

TOWNSHIP 4G

ADDITIONAL
SOURCES OF RECEIPTS

ADDITIONAL
DEDUCTIONS

Other-----

Other-----

Estate Tax-----

County Health Dept-----

Cigarette Tax-----

Personal Property Reimb Admin Fee-----

Special Assessments-----

Election Expenses-----

Advertising Delinquent-----

Total Additional Receipts-----

Total Additional Deductions-----


Total All Receipts----- 112.54

Total All Deductions-----

ADVANCES-----

NET DISTRIBUTION-----

112.54



-----COUNTY AUDITOR

-----DEPUTY AUDITOR

MIFFLIN TOWNSHIP

TOWNSHIP 4F

F E E S

	TX/RT MILLS	EF/RT MILLS	L R E RECEIPTS	M H RECEIPTS	TOTAL RECEIPTS	A/T/REA DETAC	R E C E I P T S			
							NET-OF-FEES	NON-BUS	OWN-OCC	HOMESTEAD
GENERAL	.400		6.72	1.41	8.13	.73	7.38			
# 78	.400000000									
/ /	.400									
					.35 D	.02				
ROAD	.900		14.98	2.86	17.84	1.60	16.20			
# 79	.900000000									
/ /	.900									
					.79 D	.04				
A L L L E V I E S			21.70	4.27		2.33	23.58			
	1.30					D				
					25.97	.06				
	1.3000	LRE								
	1.30	MH								

1.14 Delinquent Tax Receipts--included in figures shown above

M I F F L I N T O W N S H I P

T O W N S H I P 4 F

A D D I T I O N A L
S O U R C E S O F R E C E I P T S

A D D I T I O N A L
D E D U C T I O N S

Other-----

Estate Tax-----

Cigarette Tax-----

Special Assessments-----

Total Additional Receipts-----

Total All Receipts----- 23.58

Other-----

County Health Dept-----

Personal Property Reimb Admin Fee-----

Election Expenses-----

Advertising Delinquent-----

Total Additional Deductions-----

Total All Deductions-----

A D V A N C E S -----

N E T D I S T R I B U T I O N -----

23.58



-----COUNTY AUDITOR

-----DEPUTY AUDITOR

P I T T T O W N S H I P

T O W N S H I P 4H

A D D I T I O N A L
S O U R C E S O F R E C E I P T S

A D D I T I O N A L
D E D U C T I O N S

Other-----

Other-----

Estate Tax-----

County Health Dept-----

Cigarette Tax-----

Personal Property Reimb Admin Fee-----

Special Assessments-----

Election Expenses-----

Advertising Delinquent-----

Total Additional Receipts-----

Total Additional Deductions-----


Total All Receipts----- 12.27

Total All Deductions-----

A D V A N C E S -----

N E T D I S T R I B U T I O N -----

12.27



-----COUNTY AUDITOR

-----DEPUTY AUDITOR

R I C H L A N D T O W N S H I P

T O W N S H I P 4 I

A D D I T I O N A L
S O U R C E S O F R E C E I P T S

A D D I T I O N A L
D E D U C T I O N S

Other-----

Other-----

Estate Tax-----

County Health Dept-----

Cigarette Tax-----

Personal Property Reimb Admin Fee-----

Special Assessments-----

Election Expenses-----

Advertising Delinquent-----

Total Additional Receipts-----

Total Additional Deductions-----

Total All Receipts----- 44.44

Total All Deductions-----

A D V A N C E S-----

N E T D I S T R I B U T I O N-----

44.44



-----C O U N T Y A U D I T O R

-----D E P U T Y A U D I T O R

RIDGE TOWNSHIP

TOWNSHIP 4J

		RIDGE TOWNSHIP				TOWNSHIP 4J				
		F E E S				R E C E I P T S				
	TX/RT	EF/RT	L R E	M H	TOTAL	A/T/REA	R E C E I P T S			
	MILLS	MILLS	RECEIPTS	RECEIPTS	RECEIPTS	DETAC	NET-OF-FEES	NON-BUS	OWN-OCC	HOMESTEAD
FIRE	.700		.57	.46	1.03	.09	.94			
# 93	.317883300									
1998/2018/2022	.700									
D										
FIRE	.800		.49	.53	1.02	.09	.93			
# 94	.277054400									
1988/2018/2022	.800									
D										
GENERAL	.900		1.60	.59	2.19	.20	1.99			
# 95	.900000000									
/ /	.900									
D										
ROAD	.200		.35	.13	.48	.04	.44			
# 96	.200000000									
/ /	.200									
D										
A L L	L E V I E S		3.01	1.71		.42	4.30			
D										
	2.60				4.72					
	1.6948	LRE								
	2.60	MH								

RIDGE TOWNSHIP

TOWNSHIP 4J

ADDITIONAL
SOURCES OF RECEIPTS

ADDITIONAL
DEDUCTIONS

Other-----

Other-----

Estate Tax-----

County Health Dept-----

Cigarette Tax-----

Personal Property Reimb Admin Fee-----

Special Assessments-----

Election Expenses-----

Advertising Delinquent-----

Total Additional Receipts-----

Total Additional Deductions-----

Total All Receipts----- 4.30

Total All Deductions-----

ADVANCES-----

NET DISTRIBUTION-----

4.30



-----COUNTY AUDITOR

-----DEPUTY AUDITOR

SALEM TWP							TOWNSHIP 4K			
	TX/RT MILLS	EF/RT MILLS	L R E RECEIPTS	M H RECEIPTS	TOTAL RECEIPTS	F E E S A/T/REA DETAC	R E C E I P T S			
							NET-OF-FEES	NON-BUS	OWN-OCC	HOMESTEAD
FIRE & EMS # 97	1.000		19.96	5.64	25.60	2.29	23.22			
2011/2021/2025	1.000	.680194000								
					1.71 D	.09				
GENERAL # 98	.300		8.81	1.69	10.50	.94	9.52			
/ /		.300000000								
		.300			.75 D	.04				
ROAD # 99	1.400		41.09	7.90	48.99	4.38	44.43			
/ /		1.400000000								
		1.400			3.52 D	.18				
A L L L E V I E S			69.86	15.23		7.61	77.17			
	2.70				D	.31				
		2.3801 LRE			85.09					
		2.70 MH								

5.98 Delinquent Tax Receipts--included in figures shown above

SALEM TOWNSHIP

TOWNSHIP 4K

ADDITIONAL
SOURCES OF RECEIPTS

ADDITIONAL
DEDUCTIONS

Other-----

Estate Tax-----

Cigarette Tax-----

Special Assessments-----

Total Additional Receipts-----

Total All Receipts----- 77.17

Other-----

County Health Dept-----

Personal Property Reimb Admin Fee-----

Election Expenses-----

Advertising Delinquent-----


Total Additional Deductions-----

Total All Deductions-----

ADVANCES-----

NET DISTRIBUTION-----

77.17



-----COUNTY AUDITOR

-----DEPUTY AUDITOR

SYCAMORE TOWNSHIP

TOWNSHIP 4L

	TX/RT MILLS	EF/RT MILLS	L R E RECEIPTS	M H RECEIPTS	TOTAL RECEIPTS	F E E S A/T/REA DETAC	R E C E I P T S				
							NET-OF-FEES	NON-BUS	OWN-OCC	HOMESTEAD	
FIRE	.500		17.23	2.26	19.49	1.74	17.72				
#100	.202829500										
1988/ /CONT	.500										
					.61 D	.03					
FIRE PROTECTION	1.000		43.44	1.34	44.78	4.01	40.67				
#101	.641502000										
2008/2018/2022	1.000										
					1.94 D	.10					
GENERAL	.500		42.49	2.26	44.75	4.00	40.67				
#102	.500000000										
/ /	.500										
					1.51 D	.08					
ROAD	.500		33.86	.67	34.53	3.09	31.36				
#103	.500000000										
/ /	.500										
					1.51 D	.08					
A L L L E V I E S			137.02	6.53		12.84	130.42				
					D	.29					
	2.50				143.55						
	1.8443	LRE									
	2.50	MH									

5.57 Delinquent Tax Receipts--included in figures shown above

S Y C A M O R E T O W N S H I P

T O W N S H I P 4 L

A D D I T I O N A L
S O U R C E S O F R E C E I P T S

A D D I T I O N A L
D E D U C T I O N S

Other-----

Other-----

Estate Tax-----

County Health Dept-----

Cigarette Tax-----

Personal Property Reimb Admin Fee-----

Special Assessments-----

Election Expenses-----

Advertising Delinquent-----

Total Additional Receipts-----

Total Additional Deductions-----

Total All Receipts----- 130.42

Total All Deductions-----

A D V A N C E S-----

N E T D I S T R I B U T I O N-----

130.42



-----C O U N T Y A U D I T O R

-----D E P U T Y A U D I T O R

T Y M O C H T E E T O W N S H I P

T O W N S H I P 4 M

		F E E S				R E C E I P T S				
	TX/RT MILLS	EF/RT MILLS	L R E R E C E I P T S	M H R E C E I P T S	TOTAL R E C E I P T S	A/T/REA D E T A C	NET-OF-FEES	NON-BUS	OWN-OCC	HOMESTEAD

FIRE & EMS	2.000		191.72	7.09	198.81	18.06	173.71			
#104		1.315668000								
2009/2019/2023	2.000									
					140.70 D	7.04				

GENERAL	1.200		174.87	4.26	179.13	16.28	156.43			
#105		1.200000000								
/ /	1.200									
					128.33 D	6.42				

ROAD	.900		131.15	3.19	134.34	12.21	117.32			
#106		.900000000								
/ /	.900									
					96.25 D	4.81				

A L L L E V I E S			497.74	14.54		46.55	447.46			
	4.10					D 18.27				
		3.4156 LRE			512.28					
		4.10 MH								

365.28 Delinquent Tax Receipts--included in figures shown above

T Y M O C H T E E T O W N S H I P

T O W N S H I P 4 M

A D D I T I O N A L
S O U R C E S O F R E C E I P T S

A D D I T I O N A L
D E D U C T I O N S

Other-----

Other-----

Estate Tax-----

County Health Dept-----

Cigarette Tax-----

Personal Property Reimb Admin Fee-----

Special Assessments-----

Election Expenses-----

Advertising Delinquent-----

Total Additional Receipts-----

Total Additional Deductions-----

Total All Receipts----- 447.46

Total All Deductions-----

A D V A N C E S-----

N E T D I S T R I B U T I O N-----

447.46



-----COUNTY AUDITOR

-----DEPUTY AUDITOR

WYANDOT EAST FIRE DIST

TOWNSHIP 4Y

		F E E S					R E C E I P T S			
	TX/RT	EF/RT	L R E	M H	TOTAL	A/T/REA	NET-OF-FEES	NON-BUS	OWN-OCC	HOMESTEAD
	MILLS	MILLS	RECEIPTS	RECEIPTS	RECEIPTS	DETAC				
FIRE	2.500		74.88	14.24	89.12	8.39				79.55
#107	1.533202500									
2006/2021/2025	2.500									
					23.59 D	1.18				

A L L	L E V I E S			14.24		8.39				79.55
			74.88							
						D				1.18
	2.50				89.12					
		1.5332	LRE							
		2.50	MH							

23.59 Delinquent Tax Receipts--included in figures shown above

WYANDOT EAST FIRE DIST

TOWNSHIP 4Y

ADDITIONAL
SOURCES OF RECEIPTS

ADDITIONAL
DEDUCTIONS

Other-----

Other-----

Estate Tax-----

County Health Dept-----

Cigarette Tax-----

Personal Property Reimb Admin Fee-----

Special Assessments-----

Election Expenses-----

Advertising Delinquent-----

Total Additional Receipts-----

Total Additional Deductions-----

Total All Receipts----- 79.55

Total All Deductions-----

ADVANCES-----

N E T D I S T R I B U T I O N-----

79.55



-----COUNTY AUDITOR

-----DEPUTY AUDITOR

ALL TOWNSHIP

		F E E S		R E C E I P T S				
	L R E	M H	TOTAL	A/T/REA	R E C E I P T S			
	RECEIPTS	RECEIPTS	RECEIPTS	DETAC	NET-OF-FEES	NON-BUS	OWN-OCC	HOMESTEAD
A L L	TOWNSHIP	1201.21	108.11	118.60	1168.77			
			D	21.95				
			1309.32					

CAREY CORPORATION

CORPORATION 5A

		F E E S				R E C E I P T S					
	T X / R T	E F / R T	L R E	M H	T O T A L	A / T / R E A		N E T - O F - F E E S	N O N - B U S	O W N - O C C	H O M E S T E A D
	M I L L S	M I L L S	R E C E I P T S	R E C E I P T S	R E C E I P T S	D E T A C					
FIRE PENSION	.300		17.05	.60	17.65	1.58		15.80			
#108	.3000000000										
/ /	.300										
					5.43 D	.27					
GENERAL	1.300		73.88	2.60	76.48	6.84		68.46			
#109	1.3000000000										
/ /	1.300										
					23.51 D	1.18					
POLICE PENSION	.300		17.05	.60	17.65	1.58		15.80			
#110	.3000000000										
/ /	.300										
					5.43 D	.27					
A L L L E V I E S			107.98	3.80		10.00		100.06			
	1.90					D	1.72				
					111.78						
	1.9000	LRE									
	1.90	MH									

34.37 Delinquent Tax Receipts--included in figures shown above

C A R E Y C O R P O R A T I O N

C O R P O R A T I O N 5A

A D D I T I O N A L
S O U R C E S O F R E C E I P T S

A D D I T I O N A L
D E D U C T I O N S

Other-----

Other-----

Estate Tax-----

County Health Dept-----

Cigarette Tax-----

Personal Property Reimb Admin Fee-----

Special Assessments-----

Election Expenses-----

Advertising Delinquent-----

Total Additional Receipts-----

Total Additional Deductions-----

Total All Receipts----- 100.06

Total All Deductions-----

A D V A N C E S -----

N E T D I S T R I B U T I O N -----

100.06



-----C O U N T Y A U D I T O R

-----D E P U T Y A U D I T O R

HARPSTER CORPORATION

CORPORATION 5B

	TX/RT MILLS	EF/RT MILLS	L R E RECEIPTS	M H RECEIPTS	TOTAL RECEIPTS	F E E S		R E C E I P T S					
						A/T/REA DETAC		NET-OF-FEES	NON-BUS	OWN-OCC	HOMESTEAD		
GENERAL	.400		.09		.09	.01		.08					
#111	.400000000												
/ /	.400												
D													
GENERAL	2.500		.39		.39	.03		.36					
#112	1.829757500												
2009/2019/2023	2.500												
D													
GENERAL	4.800		.15		.15	.01		.14					
#113	.694891200												
1976/2020/2024	4.800												
D													
GENERAL	3.000		.25		.25	.02		.23					
#114	1.163448000												
1991/2020/2024	3.000												
D													
GENERAL	2.000		.33		.33	.03		.30					
#115 NO RLBK	1.544224000												
2013/2018/2022	2.000												
D													
A L L L E V I E S			1.21				.10					1.11	
	12.70												
		5.6321	LRE										
		12.70	MH										
D													

HARPSTER CORPORATION

CORPORATION 5B

ADDITIONAL
SOURCES OF RECEIPTS

ADDITIONAL
DEDUCTIONS

Other-----

Other-----

Estate Tax-----

County Health Dept-----

Cigarett Tax-----

Personal Property Reimb Admin Fee-----

Special Assessments-----

Election Expenses-----

Advertising Delinquent-----

Total Additional Receipts-----

Total Additional Deductions-----

Total All Receipts----- 1.11

Total All Deductions-----

ADVANCES-----

NET D I S T R I B U T I O N-----

1.11



-----COUNTY AUDITOR

-----DEPUTY AUDITOR

KIRBY CORPORATION

CORPORATION 5C

	TX/RT MILLS	EF/RT MILLS	L R E RECEIPTS	M H RECEIPTS	TOTAL RECEIPTS	A/T/REA DETAC	RECEIPTS			
							NET-OF-FEES	NON-BUS	OWN-OCC	HOMESTEAD
GENERAL	.700		.10	.74	.84	.08	.76			
#116	.7000000000									
/ /	.700									
						D				

A L L L E V I E S

			.10	.74		.08	.76			
	.70					D				
	.7000	LRE			.84					
	.70	MH								

KIRBY CORPORATION

CORPORATION 5C

ADDITIONAL
SOURCES OF RECEIPTS

ADDITIONAL
DEDUCTIONS

Other-----

Other----- .29

Estate Tax-----

County Health Dept-----

Cigarette Tax-----

Personal Property Reimb Admin Fee-----

Special Assessments-----

Election Expenses-----

Advertising Delinquent-----

Total Additional Receipts-----

Total Additional Deductions----- .29

Total All Receipts----- .76

Total All Deductions----- .29

ADVANCES-----

NET DISTRIBUTION-----

.47



-----COUNTY AUDITOR

-----DEPUTY AUDITOR

M A R S E I L L E S C O R P O R A T I O N

C O R P O R A T I O N 5D

A D D I T I O N A L
S O U R C E S O F R E C E I P T S

A D D I T I O N A L
D E D U C T I O N S

Other-----

Other-----

Estate Tax-----

County Health Dept-----

Cigarette Tax-----

Personal Property Reimb Admin Fee-----

Special Assessments-----

Election Expenses-----

Advertising Delinquent-----

Total Additional Receipts-----

Total Additional Deductions-----

Total All Receipts----- 1.13

Total All Deductions-----

A D V A N C E S -----

N E T D I S T R I B U T I O N -----

1.13



-----C O U N T Y A U D I T O R

-----D E P U T Y A U D I T O R

NEVADA CORPORATION

CORPORATION 5E

	TX/RT MILLS	EF/RT MILLS	L R E RECEIPTS	M H RECEIPTS	TOTAL RECEIPTS	F E E S		R E C E I P T S			
						A/T/REA DETAC		NET-OF-FEES	NON-BUS	OWN-OCC	HOMESTEAD
GENERAL	1.500		2.72	6.71	9.43	.84		8.39			
#122	.294178500										
1976/2017/2021	1.500										
					4.07 D	.20					
GENERAL	1.100		10.16	4.93	15.09	1.35		13.59			
#123	1.100000000										
/ /	1.100										
					2.99 D	.15					
GENERAL	5.000		46.02	22.38	68.40	6.12		61.60			
#124 NO RLBK	4.982160000										
2020/ /2025	5.000										
					13.58 D	.68					
A L L L E V I E S			58.90	34.02			8.31	83.58			
	7.60						D 1.03				
		6.3762 LRE			92.92						
		7.60 MH									

20.64 Delinquent Tax Receipts--included in figures shown above

NEVADA CORPORATION

CORPORATION 5E

ADDITIONAL SOURCES OF RECEIPTS

ADDITIONAL DEDUCTIONS

Other-----

Other-----

Estate Tax-----

County Health Dept-----

Cigarette Tax-----

Personal Property Reimb Admin Fee-----

Special Assessments-----

Election Expenses-----

Advertising Delinquent-----

Total Additional Receipts-----

Total Additional Deductions-----

Total All Receipts----- 83.58

Total All Deductions-----

ADVANCES-----

N E T D I S T R I B U T I O N-----

83.58



-----COUNTY AUDITOR

-----DEPUTY AUDITOR

S Y C A M O R E C O R P O R A T I O N

C O R P O R A T I O N 5 F

	TX/RT MILLS	EF/RT MILLS	L R E RECEIPTS	M H RECEIPTS	TOTAL RECEIPTS	F E E S A/T/REA DETAC	R E C E I P T S			
							NET-OF-FEES	NON-BUS	OWN-OCC	HOMESTEAD

FIRE EQUIPMENT	2.000		31.31	6.36	37.67	3.37	34.30			
#125	1.814872000									
2008/2018/2022	2.000									
						D				

GENERAL	.900		15.53	2.86	18.39	1.65	16.74			
#126	.9000000000									
/ /	.900									
						D				

GENERAL	6.000		49.69	19.09	68.78	6.16	62.62			
#127	2.879970000									
1991/2021/2025	6.000									
						D				

A L L L E V I E S			96.53	28.31		11.18	113.66			
	8.90					D				
					124.84					
		5.5947	LRE							
		8.90	MH							

S Y C A M O R E C O R P O R A T I O N

C O R P O R A T I O N 5 F

A D D I T I O N A L
S O U R C E S O F R E C E I P T S

A D D I T I O N A L
D E D U C T I O N S

Other-----

Other-----

Estate Tax-----

County Health Dept-----

Cigarette Tax-----

Personal Property Reimb Admin Fee-----

Special Assessments-----

Election Expenses-----

Advertising Delinquent-----

Total Additional Receipts-----

Total Additional Deductions-----

Total All Receipts----- 113.66

Total All Deductions-----

A D V A N C E S -----

N E T D I S T R I B U T I O N -----

113.66



-----C O U N T Y A U D I T O R

-----D E P U T Y A U D I T O R

U P P E R S A N D U S K Y C O R P

C O R P O R A T I O N 5 G

		F E E S		R E C E I P T S			
	T X / R T	E F / R T	L R E	M H	T O T A L	A / T / R E A	
	M I L L S	M I L L S	R E C E I P T S	R E C E I P T S	R E C E I P T S	D E T A C	N E T - O F - F E E S
							N O N - B U S
							O W N - O C C
							H O M E S T E A D
FIRE PENSION	.400		24.11	2.06	26.17	2.34	23.56
#128	.4000000000						
/ /	.400						
					5.33 D	.27	
GENERAL	1.000		60.27	5.16	65.43	5.86	58.90
#129	1.0000000000						
/ /	1.000						
					13.32 D	.67	
GENERAL	1.300		13.71	6.70	20.41	1.83	18.41
#130	.227485700						
1976/2017/2021	1.300						
					3.43 D	.17	
GENERAL	.700						
#131	.7000000000						
/ /	.700						
					D		
POLICE PENSION	.400		24.11	2.06	26.17	2.34	23.56
#132	.4000000000						
/ /	.400						
					5.33 D	.27	
A L L L E V I E S			122.20	15.98		12.37	124.43
					D	1.38	
	3.80				138.18		
	2.7274 LRE						
	3.80 MH						

27.41 Delinquent Tax Receipts--included in figures shown above

UPPER SANDUSKY CORP

CORPORATION 5G

ADDITIONAL
SOURCES OF RECEIPTS

ADDITIONAL
DEDUCTIONS

Other-----

Other-----

Estate Tax-----

County Health Dept-----

Cigarette Tax-----

Personal Property Reimb Admin Fee-----

Special Assessments-----

Election Expenses-----

Advertising Delinquent-----

Total Additional Receipts-----

Total Additional Deductions-----

Total All Receipts----- 124.43

Total All Deductions-----

ADVANCES-----

NET DISTRIBUTION-----

124.43



-----COUNTY AUDITOR

-----DEPUTY AUDITOR

W H A R T O N C O R P O R A T I O N

C O R P O R A T I O N 5 H

		F E E S					R E C E I P T S			
	T X / R T	E F / R T	L R E	M H	T O T A L	A / T / R E A	R E C E I P T S			
	M I L L S	M I L L S	R E C E I P T S	R E C E I P T S	R E C E I P T S	D E T A C	N E T - O F - F E E S	N O N - B U S	O W N - O C C	H O M E S T E A D

GENERAL	.800		.89	.65	1.54	.14	1.40			
#133	.800000000									
/ /	.800									

GENERAL	2.000		2.23	1.62	3.85	.34	3.51			
#134 NO RLBK	1.998212000									
2016/2021/2025	2.000									

A L L	L E V I E S		3.12	2.27		.48	4.91			
	2.80					D				
					5.39					
	2.7982	LRE								
	2.80	MH								

WHARTON CORPORATION

CORPORATION 5H

ADDITIONAL
SOURCES OF RECEIPTS

ADDITIONAL
DEDUCTIONS

Other-----

Other-----

Estate Tax-----

County Health Dept-----

Cigarette Tax-----

Personal Property Reimb Admin Fee-----

Special Assessments-----

Election Expenses-----

Advertising Delinquent-----

Total Additional Receipts-----

Total Additional Deductions-----

Total All Receipts----- 4.91

Total All Deductions-----

ADVANCES-----

NET DISTRIBUTION-----

4.91



-----COUNTY AUDITOR

-----DEPUTY AUDITOR

ALL CORPORATION

		F E E S				R E C E I P T S			
		L R E	M H	TOTAL	A/T/REA	R E C E I P T S			
		RECEIPTS	RECEIPTS	RECEIPTS	DETAC	NET-OF-FEES	NON-BUS	OWN-OCC	HOMESTEAD
A L L	CORPORATION	391.28	85.12		42.63				
				D	4.13				
				476.40					

DORCAS CAREY PUBLIC LIBRA

OTHER 6A

		F E E S				R E C E I P T S			
TX/RT	EF/RT	L R E	M H	TOTAL	A/T/REA	R E C E I P T S			
MILLS	MILLS	RECEIPTS	RECEIPTS	RECEIPTS	DETAC	NET-OF-FEES	NON-BUS	OWN-OCC	HOMESTEAD
CURRENT EXPENSE	1.750	133.78	7.20	140.98	12.62	127.03			
#135	1.475166000								
2010/2018/2022	1.750								
				26.68 D	1.33				

A L L	L E V I E S		7.20		12.62	127.03			
		133.78							
					D	1.33			
	1.75			140.98					
	1.4751	LRE							
	1.75	MH							

26.68 Delinquent Tax Receipts--included in figures shown above

DORCAS CAREY PUBLIC LIBRA

OTHER 6A

ADDITIONAL
SOURCES OF RECEIPTS

ADDITIONAL
DEDUCTIONS

Other-----

Other-----

Estate Tax-----

County Health Dept-----

Cigarette Tax-----

Personal Property Reimb Admin Fee-----

Special Assessments-----

Election Expenses-----

Advertising Delinquent-----

Total Additional Receipts-----

Total Additional Deductions-----

Total All Receipts----- 127.03

Total All Deductions-----

ADVANCES-----

NET DISTRIBUTION-----

127.03



-----COUNTY AUDITOR

-----DEPUTY AUDITOR

FINDLAY-HANCOCK CO LIBRAR

OTHER 6B

ADDITIONAL
SOURCES OF RECEIPTS

ADDITIONAL
DEDUCTIONS

Other-----

Other----- .02

Estate Tax-----

County Health Dept-----

Cigarette Tax-----

Personal Property Reimb Admin Fee-----

Special Assessments-----

Election Expenses-----

Advertising Delinquent-----

Total Additional Receipts-----

Total Additional Deductions----- .02

Total All Receipts----- .94

Total All Deductions----- .02

ADVANCES-----

N E T D I S T R I B U T I O N-----

.92



-----COUNTY AUDITOR

-----DEPUTY AUDITOR

FOREST-JACKSON LIBRARY

OTHER 6C

	TX/RT MILLS	EF/RT MILLS	L R E RECEIPTS	M H RECEIPTS	TOTAL RECEIPTS	F E E S		R E C E I P T S				
						A/T/REA DETAC		NET-OF-FEES	NON-BUS	OWN-OCC	HOMESTEAD	
CURRENT EXPENSE	.700		11.78	4.38	16.16	1.45		14.71				
#137		.453863900										
2010/2020/2024	.700											

D

A L L L E V I E S			11.78	4.38		1.45		14.71				
	.70											
		.4538 LRE										
		.70 MH										

D
16.16

FOREST-JACKSON LIBRARY

OTHER 6C

ADDITIONAL
SOURCES OF RECEIPTS

ADDITIONAL
DEDUCTIONS

Other-----

Other-----

Estate Tax-----

County Health Dept-----

Cigarette Tax-----

Personal Property Reimb Admin Fee-----

Special Assessments-----

Election Expenses-----

Advertising Delinquent-----

Total Additional Receipts-----

Total Additional Deductions-----

Total All Receipts----- 14.71

Total All Deductions-----

ADVANCES-----

NET DISTRIBUTION-----

14.71



-----COUNTY AUDITOR

-----DEPUTY AUDITOR

MOHAWK COMMUNITY LIBRARY

OTHER 6D

	TX/RT MILLS	EF/RT MILLS	L R E RECEIPTS	M H RECEIPTS	TOTAL RECEIPTS	F E E S		R E C E I P T S			
						A/T/REA DETAC		NET-OF-FEES	NON-BUS	OWN-OCC	HOMESTEAD
CURRENT EXPENSE	.800		149.70	8.79	158.49	14.31		140.59			
#138	.631353600										
2010/2020/2024	.800										
					71.75 D	3.59					

A L L L E V I E S			149.70	8.79		14.31		140.59			
	.80					D 3.59					
	.6313	LRE			158.49						
	.80	MH									

71.75 Delinquent Tax Receipts--included in figures shown above

MOHAWK COMMUNITY LIBRARY

OTHER 6D

ADDITIONAL
SOURCES OF RECEIPTS

ADDITIONAL
DEDUCTIONS

Other-----

Other-----

Estate Tax-----

County Health Dept-----

Cigarette Tax-----

Personal Property Reimb Admin Fee-----

Special Assessments-----

Election Expenses-----

Advertising Delinquent-----

Total Additional Receipts-----

Total Additional Deductions-----

Total All Receipts----- 140.59

Total All Deductions-----

ADVANCES-----

NET DISTRIBUTION-----

140.59



-----COUNTY AUDITOR

-----DEPUTY AUDITOR

UPPER SANDUSKY LIBRARY

OTHER 6E

		F E E S				R E C E I P T S				
	TX/RT MILLS	EF/RT MILLS	L R E RECEIPTS	M H RECEIPTS	TOTAL RECEIPTS	A/T/REA DETAC	NET-OF-FEES	NON-BUS	OWN-OCC	HOMESTEAD
CURRENT EXPENSE	1.400		167.97	31.11	199.08	17.84				180.27
#139		1.023482600								
2009/2019/2023	1.400									
					19.45 D	.97				
A L L L E V I E S			167.97	31.11		17.84				180.27
						D .97				
	1.40				199.08					
		1.0234	LRE							
		1.40	MH							

19.45 Delinquent Tax Receipts--included in figures shown above

UPPER SANDUSKY LIBRARY

OTHER 6E

ADDITIONAL SOURCES OF RECEIPTS

ADDITIONAL DEDUCTIONS

Other-----

Other-----

Estate Tax-----

County Health Dept-----

Cigarette Tax-----

Personal Property Reimb Admin Fee-----

Special Assessments-----

Election Expenses-----

Advertising Delinquent-----

Total Additional Receipts-----

Total Additional Deductions-----

Total All Receipts----- 180.27

Total All Deductions-----

ADVANCES-----

NET DISTRIBUTION-----

180.27



-----COUNTY AUDITOR

-----DEPUTY AUDITOR

ALL OTHER

		F E E S				R E C E I P T S			
		L R E	M H	TOTAL	A/T/REA	R E C E I P T S			
		RECEIPTS	RECEIPTS	RECEIPTS	DETAC	NET-OF-FEES	NON-BUS	OWN-OCC	HOMESTEAD
A L L	OTHER	463.93	51.81		46.31	463.54			
				D	5.89				
				515.74					

G R A N D	T O T A L S	21,662.53	2,802.14		2,209.54	21,934.57			
				D	320.56				
				24,464.67					