

			CURRENT	PRIOR	REF/ADJ	NON-BUS	OCCUPANCY	HOMESTEAD
1	ANTRIM TOWNSHIP	/RIDGEDALE LOCAL S	1004.87			156.30	26.12	69.60
2	ANTRIM TOWNSHIP	/WYNFORD LOCAL S D	1264.26			185.84	32.26	173.20
3	ANTRIM TOWNSHIP	/NEVADA CORPORATIO	577.77			92.84	14.18	170.28
4	ANTRIM TOWNSHIP	/UPPER SANDUSKY S				9.38		
5	CRANE TOWNSHIP	/UPPER SANDUSKY S	344.68			48.46	4.22	
6	CRANE TOWNSHIP	/UPPER SANDUSKY CO	2366.15	184.76		550.40	94.74	319.12
7	CRANE TOWNSHIP	/WYNFORD LOCAL S D				64.02	10.58	282.94
8	CRANE TOWNSHIP	/MOHAWK LOCAL S D				224.52	28.96	
9	CRAWFORD TOWNSHIP	/CAREY S D	712.96			838.82	144.32	768.44
10	CRAWFORD TOWNSHIP	/CAREY CORPORATION	4389.20	1005.90		16.30		
11	CRAWFORD TOWNSHIP	/UPPER SANDUSKY S	88.86			63.88	15.30	450.64
12	EDEN TOWNSHIP	/UPPER SANDUSKY S				90.74	16.56	362.66
13	EDEN TOWNSHIP	/WYNFORD LOCAL S D	234.66			63.20	15.80	411.58
14	EDEN TOWNSHIP	/NEVADA CORPORATIO						
15	EDEN TOWNSHIP	/MOHAWK LOCAL S D						
16	JACKSON TOWNSHIP	/UPPER SANDUSKY S				57.68	14.42	
17	JACKSON TOWNSHIP	/KIRBY CORPORATION	642.64			29.32		
18	JACKSON TOWNSHIP	/RIVERDALE S D HAR	65.72					
19	JACKSON TOWNSHIP	/KENTON CITY S D H						
20	MIFFLIN TOWNSHIP	/UPPER SANDUSKY S	345.86			84.36	20.50	
21	MIFFLIN TOWNSHIP	/KIRBY CORPORATION	5.18			94		
22	MIFFLIN TOWNSHIP	/RIVERDALE S D HAR						
23	MARSEILLES TOWNSH	/UPPER SANDUSKY S	210.34			159.50	10.90	63.84
24	MARSEILLES TOWNSH	/MARSEILLES CORPOR				68		
25	MARSEILLES TOWNSH	/KENTON CITY S D H	41.65			6.90		
26	PITT TOWNSHIP	/UPPER SANDUSKY S				65.32	10.38	440.88
27	PITT TOWNSHIP	/HARPSTER CORPORAT				82	20	
28	PITT TOWNSHIP	/WYNFORD LOCAL S D						
29	RICHLAND TOWNSHIP	/RIVERDALE S D HAR	184.19	46.06		87.76	6.14	
30	RICHLAND TOWNSHIP	/WHARTON CORPORATI	22.90			6.28	52	
31	RIDGE TOWNSHIP	/CAREY S D				37.28		
32	RIDGE TOWNSHIP	/RIVERDALE S D HAR	100.00			19.50		
33	RIDGE TOWNSHIP	/VANLUE S D HANCO				7.04	38	
34	SALEM TOWNSHIP	/UPPER SANDUSKY S	451.39			130.82	10.84	
35	SALEM TOWNSHIP	/RIVERDALE S D HAR				5.16	1.08	
36	SYCAMORE TOWNSHIP	/MOHAWK LOCAL S D	405.56	167.40		367.60	50.74	283.82
37	SYCAMORE TOWNSHIP	/SYCAMORE CORPORAT	930.23	202.44		234.92	41.94	321.18
38	TYMOCHTEE TOWNSHI	/MOHAWK LOCAL S D	216.11			254.24	36.92	652.20
39	TYMOCHTEE TOWNSHI	/UPPER SANDUSKY S				25.66	3.20	135.18
40	EDEN TWP	/UPPER SANDUSKY S						
41	PITT TOWNSHIP	/UPPER CORPORATION						
42	SALEM TOWNSHIP	/UPPER SANDUSKY CO						
** COUNTY TOTALS **			14605.18	1606.56		3986.48	611.20	4905.56

		CURRENT	PRIOR	REF/ADJ	NON-BUS	OCCUPANCY	HOMESTEAD
1	ANTRIM TOWNSHIP /RIDGEDALE LOCAL S	93.89					
2	ANTRIM TOWNSHIP /WYNFORD LOCAL S D						239.92
3	ANTRIM TOWNSHIP /NEVADA CORPORATIO						
4	ANTRIM TOWNSHIP /UPPER SANDUSKY S						
5	CRANE TOWNSHIP /UPPER SANDUSKY S	42.98			42.98		
6	CRANE TOWNSHIP /UPPER SANDUSKY CO	36.00			36.00		43.68
7	CRANE TOWNSHIP /WYNFORD LOCAL S D						
8	CRANE TOWNSHIP /MOHAWK LOCAL S D	137.59			137.59		
9	CRAWFORD TOWNSHIP/CAREY S D						38.32
10	CRAWFORD TOWNSHIP/CAREY CORPORATION	239.60			239.60		191.28
11	CRAWFORD TOWNSHIP/UPPER SANDUSKY S						
12	EDEN TOWNSHIP /UPPER SANDUSKY S	37.80			37.80		
13	EDEN TOWNSHIP /WYNFORD LOCAL S D						10.76
14	EDEN TOWNSHIP /NEVADA CORPORATIO						
15	EDEN TOWNSHIP /MOHAWK LOCAL S D						
16	JACKSON TOWNSHIP /UPPER SANDUSKY S						
17	JACKSON TOWNSHIP /KIRBY CORPORATION						
18	JACKSON TOWNSHIP /RIVERDALE S D HAR						
19	JACKSON TOWNSHIP /KENTON CITY S D H						
20	MIFFLIN TOWNSHIP /UPPER SANDUSKY S						
21	MIFFLIN TOWNSHIP /KIRBY CORPORATION	18.00			18.00		
22	MIFFLIN TOWNSHIP /RIVERDALE S D HAR						
23	MARSEILLES TOWNSH/UPPER SANDUSKY S	37.80			37.80		7.06
24	MARSEILLES TOWNSH/MARSEILLES CORPORA						
25	MARSEILLES TOWNSH/KENTON CITY S D H						
26	PITT TOWNSHIP /UPPER SANDUSKY S	37.80			37.80		
27	PITT TOWNSHIP /HARPSTER CORPORAT						
28	PITT TOWNSHIP /WYNFORD LOCAL S D						
29	RICHLAND TOWNSHIP/RIVERDALE S D HAR	121.21			121.21		
30	RICHLAND TOWNSHIP/WHARTON CORPORATI						
31	RIDGE TOWNSHIP /CAREY S D						
32	RIDGE TOWNSHIP /RIVERDALE S D HAR						
33	RIDGE TOWNSHIP /VANLUE S D HANCOC						
34	SALEM TOWNSHIP /UPPER SANDUSKY S						
35	SALEM TOWNSHIP /RIVERDALE S D HAR						
36	SYCAMORE TOWNSHIP/MOHAWK LOCAL S D		45.43		45.43		30.72
37	SYCAMORE TOWNSHIP/SYCAMORE CORPORAT	109.27			109.27		9.80
38	TYMOCHTEE TOWNSHI/MOHAWK LOCAL S D	124.70			124.70		227.94
39	TYMOCHTEE TOWNSHI/UPPER SANDUSKY S						
40	EDEN TWP /UPPER SANDUSKY S						
41	PITT TOWNSHIP /UPPER CORPORATION						
42	SALEM TOWNSHIP /UPPER SANDUSKY CO						

** COUNTY TOTALS **

1074.96

45.43

1120.39

761.16

TOTAL COLLECTION & ROLLEBACKS:	27,596.53
REAL ESTATE ASSESSMENT	
.0400000 (1ST \$ 500,000)	1,103.86
.0200000 (NEXT \$10,000,000)	.00
.0075000 (BALANCE)	.00
T O T A L	1,103.86 *
AUDITOR FEES - 4%	
.0400000 (TOTAL COL + RLBK)	1,103.86
T O T A L	1,103.86 *
TREASURER FEES	
.0094950 (1ST \$ 5,690,000)	262.03
.0019960 (BALANCE)	.00
T O T A L	262.03 *
GRAND TOTAL FEES:	2,469.75 *

WYANDOT COUNTY							COUNTY 1A			
	TX/RT MILLS	EF/RT MILLS	L R E RECEIPTS	M H RECEIPTS	TOTAL RECEIPTS	F E E S A/T/REA DETAC	R E C E I P T S			
							NET-OF-FEES	NON-BUS	OWN-OCC	HOMESTEAD
COUNTY GENERAL	2.900		1152.73	57.65	1210.38	179.66	1024.50	348.62	53.36	395.11
# 1	2.900000000									
/ /	2.900									
					124.43 D	6.22				
HEALTH DISTRICT	.700		375.28	13.91	389.19	43.37	344.32			95.39
# 2 NO RLBK	.699961500									
2019/2019/2024	.700									
					30.04 D	1.50				
MENTAL HEALTH/REC	.600		321.62	11.94	333.56	37.17	295.10			81.76
# 3 NO RLBK	.599967000									
2017/ /2026	.600									
					25.74 D	1.29				
SENIOR CITIZENS	1.000		536.08	19.89	555.97	61.95	491.88			136.23
# 4 NO RLBK	.999945000									
2019/ /2023	1.000									
					42.89 D	2.14				
SENIOR CITIZENS	.800		234.29	15.91	250.20	37.13	211.80	70.85	10.83	82.95
# 5	.589406400									
2009/2019/2023	.800									
					25.46 D	1.27				
A L L L E V I E S			2,620.00	119.30		359.28	2,367.60	419.47		791.44
	6.00					D 12.42				
	5.7891 LRE				2,739.30					
	6.00 MH									

248.56 Delinquent Tax Receipts--included in figures shown above

WYANDOT COUNTY

COUNTY 1A

ADDITIONAL SOURCES OF RECEIPTS

ADDITIONAL DEDUCTIONS

Other-----
Estate Tax-----
Cigarette Tax-----
Special Assessments-----

Other-----
County Health Dept-----
Personal Property Reimb Admin Fee-----
Election Expenses-----
Advertising Delinquent-----

Total Additional Receipts-----

Total Additional Deductions-----

Total All Receipts----- 2,367.60

Total All Deductions-----

ADVANCES-----

NET DISTRIBUTION----- 2,367.60



-----COUNTY AUDITOR

-----DEPUTY AUDITOR

WYANDOT COUNTY

COUNTY 1B

		F E E S		R E C E I P T S					
TX/RT	EF/RT	L R E	M H	TOTAL	A/T/REA				
MILLS	MILLS	RECEIPTS	RECEIPTS	RECEIPTS	DETAC	NET-OF-FEES	NON-BUS	OWN-OCC	HOMESTEAD
ANGELINE SCHOOLS	2.950	780.80	58.64	839.44	124.54	710.64	236.11	36.14	279.91
# 6	1.964236850								
2006/2011/CONT	2.950								
				85.10 D	4.26				
ANGELINE SCHOOLS	1.500	804.10	29.84	833.94	92.92	737.80			204.38
# 7 NO RLBK	1.499917500								
2017/ /2021	1.500								
				64.35 D	3.22				
A L L L E V I E S		1,584.90	88.48		217.46	1,448.44	236.11	36.14	484.29
	4.45				D 7.48				
				1,673.38					
	3.4641 LRE								
	4.45 MH								

149.45 Delinquent Tax Receipts--included in figures shown above

WYANDOT COUNTY

COUNTY 1B

ADDITIONAL
SOURCES OF RECEIPTS

ADDITIONAL
DEDUCTIONS

Other-----

Other-----

Estate Tax-----

County Health Dept-----

Cigarette Tax-----

Personal Property Reimb Admin Fee-----

Special Assessments-----

Election Expenses-----

Advertising Delinquent-----

Total Additional Receipts-----

Total Additional Deductions-----

Total All Receipts----- 1,448.44

Total All Deductions-----

ADVANCES-----

NET DISTRIBUTION----- 1,448.44



-----COUNTY AUDITOR

-----DEPUTY AUDITOR

ALL COUNTY

		F E E S				R E C E I P T S			
		L R E	M H	TOTAL	A/T/REA	R E C E I P T S			
		RECEIPTS	RECEIPTS	RECEIPTS	DETAC	NET-OF-FEES	NON-BUS	OWN-OCC	HOMESTEAD
A L L	COUNTY	4204.90	207.78		576.74	3816.04	655.58	100.33	1275.73
				D	19.90				
				4412.68					

CAREY EVSD

BOARD OF ED 2A

		TX/RT	EF/RT	L R E	M H	TOTAL	A/T/REA	RECEIPTS			
		MILLS	MILLS	RECEIPTS	RECEIPTS	RECEIPTS	DETAC	NET-OF-FEES	NON-BUS	OWN-OCC	HOMESTEAD
BOND		4.850		758.47	19.40	777.87	95.66	675.83	155.65	24.48	110.87
# 8		4.850000000									
	2013/ /2049	4.850									
						127.67 D	6.38				
CLASSROOM FACILIT		.500		67.22	2.00	69.22	8.52	60.13	13.80	2.17	10.02
# 9		.429852500									
	2013/ /2035	.500									
						11.32 D	.57				
GENERAL		7.800		570.35	31.20	601.55	74.44	522.31	117.05	18.40	94.79
# 10		3.647069400									
	1991/ /CONT	7.800									
						96.00 D	4.80				
GENERAL		2.900		120.82	11.60	132.42	16.52	114.88	24.80	3.90	23.52
# 11		.772629600									
	1977/ /CONT	2.900									
						20.34 D	1.02				
GENERAL		4.800		350.97	19.20	370.17	45.81	321.41	72.03	11.33	58.33
# 12		2.244350400									
	1989/ /CONT	4.800									
						59.08 D	2.95				
GENERAL		5.000		303.33	20.00	323.33	40.11	280.67	62.25	9.79	52.76
# 13		1.939655000									
	1979/ /CONT	5.000									
						51.06 D	2.55				
GENERAL		24.400		1016.62	97.60	1114.22	139.03	966.63	208.63	32.81	197.84
# 14		6.500745600									
	1976/ /CONT	24.400									
						171.12 D	8.56				
GENERAL		5.000		781.93	20.00	801.93	98.62	696.73	160.46	25.24	114.30
# 15		5.000000000									
	/ /	5.000									
						131.62 D	6.58				
A L L	L E V I E S			3,969.71	221.00		518.71	3,638.59	814.67	128.12	662.43
		55.25					D 33.41				
						4,190.71					
		25.3840	LRE								
		55.25	MH								

668.21 Delinquent Tax Receipts--included in figures shown above

CAREY EVSD

BOARD OF ED 2A

ADDITIONAL
SOURCES OF RECEIPTS

ADDITIONAL
DEDUCTIONS

Other-----

Other-----

Estate Tax-----

County Health Dept-----

Cigarette Tax-----

Personal Property Reimb Admin Fee-----

Special Assessments-----

Election Expenses-----

Advertising Delinquent-----

Total Additional Receipts-----

Total Additional Deductions-----

Total All Receipts----- 3,638.59

Total All Deductions-----

ADVANCES-----

NET DISTRIBUTION----- 3,638.59



-----COUNTY AUDITOR

-----DEPUTY AUDITOR

KENTON CSD

BOARD OF ED 2B

	TX/RT MILLS	EF/RT MILLS	L R E RECEIPTS	M H RECEIPTS	TOTAL RECEIPTS	F E E S A/T/REA DETAC	R E C E I P T S		
							NET-OF-FEES	NON-BUS	OWN-OCC HOMESTEAD
BOND # 16 2011/ /2038	2.900 2.900000000 2.900		2.49		2.49	.27	2.22	.57	
						D			
BOND # 17 NO RLBK 2021/ /2057	6.480 6.480000000 6.480		6.84		6.84	.61	6.23		
						D			
CLASSROOM FACILIT # 18 2011/ /CONT	.500 .399888000 .500		.34		.34	.04	.30	.08	
						D			
GENERAL # 19 1985/ /CONT	4.800 2.997216000 4.800		2.57		2.57	.28	2.29	.59	
						D			
GENERAL # 20 / /	3.500 3.500000000 3.500		3.00		3.00	.33	2.67	.69	
						D			
GENERAL # 21 1980/ /CONT	4.600 2.778298800 4.600		2.38		2.38	.26	2.12	.55	
						D			
GENERAL # 22 1976/ /CONT	21.300 11.742264000 21.300		10.09		10.09	1.11	8.98	2.30	
						D			
A L L L E V I E S			27.71			2.90	24.81	4.78	
	44.08					D			
					27.71				
		30.7974	LRE						
		44.08	MH						

KENTON CSD

BOARD OF ED 2B

ADDITIONAL SOURCES OF RECEIPTS

ADDITIONAL DEDUCTIONS

Other-----

Other-----

Estate Tax-----

County Health Dept-----

Cigarette Tax-----

Personal Property Reimb Admin Fee-----

Special Assessments-----

Election Expenses-----

Advertising Delinquent-----

Total Additional Receipts-----

Total Additional Deductions-----

Total All Receipts----- 24.81

Total All Deductions-----

ADVANCES-----

N E T D I S T R I B U T I O N-----

24.81



-----COUNTY AUDITOR

-----DEPUTY AUDITOR

MOHAWK LSD

BOARD OF ED 2C

	TX/RT MILLS	EF/RT MILLS	L R E RECEIPTS	M H RECEIPTS	TOTAL RECEIPTS	F E E S A/T/REA DETAC	R E C E I P T S			
							NET-OF-FEES	NON-BUS	OWN-OCC	HOMESTEAD
BOND # 23	.900		41.26	6.72	47.98	10.45	37.06	24.27	3.69	40.81
2003/ /2030	.9000000000									
	.900					9.33 D .47				
BOND # 24	.200		9.16	1.50	10.66	2.32	8.24	5.39	.83	9.06
2003/ /2030	.2000000000									
	.200					2.08 D .10				
CLASSROOM FACILIT # 25	.500		15.30	3.73	19.03	4.06	14.79	9.00	1.37	15.95
2003/ /2025	.333760500									
	.500					3.60 D .18				
GENERAL # 26	6.000		157.90	44.81	202.71	42.79	158.03	92.83	14.07	168.52
1980/ /CONT	3.443190000									
	6.000					37.85 D 1.89				
GENERAL # 27	22.900		528.81	171.06	699.87	146.40	547.01	310.87	47.10	578.01
1976/ /CONT	11.531111800									
	22.900					129.13 D 6.46				
GENERAL # 28	5.000		229.30	37.35	266.65	58.05	206.01	134.79	20.42	226.76
/ /	5.0000000000									
	5.000					51.83 D 2.59				
GENERAL # 29	3.000		82.04	22.41	104.45	22.11	81.36	48.24	7.31	87.00
1986/ /CONT	1.789224000									
	3.000					19.57 D .98				
A L L L E V I E S			1,063.77	287.58		286.18	1,052.50	625.39	94.79	1,126.11
	38.50					D 12.67				
					1,351.35					
	23.1971	LRE								
	38.50	MH								

253.39 Delinquent Tax Receipts--included in figures shown above

MOHAWK LSD

BOARD OF ED 2C

ADDITIONAL SOURCES OF RECEIPTS

ADDITIONAL DEDUCTIONS

Other-----
Estate Tax-----
Cigarette Tax-----
Special Assessments-----

Other-----
County Health Dept-----
Personal Property Reimb Admin Fee-----
Election Expenses-----
Advertising Delinquent-----

Total Additional Receipts-----

Total Additional Deductions-----

Total All Receipts----- 1,052.50

Total All Deductions-----

ADVANCES-----

NET DISTRIBUTION----- 1,052.50



-----COUNTY AUDITOR

-----DEPUTY AUDITOR

RIDGEDALE LSD

BOARD OF ED 2D

ADDITIONAL
SOURCES OF RECEIPTS

ADDITIONAL
DEDUCTIONS

Other-----

Other-----

Estate Tax-----

County Health Dept-----

Cigarette Tax-----

Personal Property Reimb Admin Fee-----

Special Assessments-----

Election Expenses-----

Advertising Delinquent-----

Total Additional Receipts-----

Total Additional Deductions-----

Total All Receipts----- 611.36

Total All Deductions-----

ADVANCES-----

NET DISTRIBUTION-----

611.36



-----COUNTY AUDITOR

-----DEPUTY AUDITOR

RIVERDALE LSD

BOARD OF ED 2E

		TX/RT EF/RT		L R E M H		TOTAL A/T/REA		RECEIPTS			
		MILLS	MILLS	RECEIPTS	RECEIPTS	RECEIPTS	DETAC	NET-OF-FEES	NON-BUS	OWN-OCC	HOMESTEAD
CLASSROOM FACILI		.500		4.38	1.44	5.82	.52	5.28			
# 34	NO RLBK	.283351500									
	2000/ /2022	.500									
						.35 D	.02				
BOND		2.860		30.74	8.25	38.99	4.69	34.12	12.81	.66	
# 35		2.860000000									
	2000/ /2022	2.860									
						3.56 D	.18				
GENERAL		20.500		191.20	59.15	250.35	29.91	219.33	79.73	4.18	
# 36		17.796911000									
	1976/ /CONT	20.500									
						22.14 D	1.11				
GENERAL		4.400		47.28	12.70	59.98	7.22	52.49	19.71	1.03	
# 37		4.400000000									
	/ /	4.400									
						5.47 D	.27				
A L L L E V I E S				273.60	81.54		42.34	311.22	112.25	5.87	
		28.26					D 1.58				
						355.14					
		25.3402	LRE								
		28.26	MH								

31.52 Delinquent Tax Receipts--included in figures shown above

RIVERDALE LSD

BOARD OF ED 2E

ADDITIONAL SOURCES OF RECEIPTS

ADDITIONAL DEDUCTIONS

Other-----

Other-----

Estate Tax-----

County Health Dept-----

Cigarette Tax-----

Personal Property Reimb Admin Fee-----

Special Assessments-----

Election Expenses-----

Advertising Delinquent-----

Total Additional Receipts-----

Total Additional Deductions-----

Total All Receipts----- 311.22

Total All Deductions-----

ADVANCES-----

NET DISTRIBUTION-----

311.22



-----COUNTY AUDITOR

-----DEPUTY AUDITOR

U P P E R S A N D U S K Y E V S D

BOARD OF ED 2F

		TX/RT	EF/RT	L R E	M H	TOTAL	F E E S	R E C E I P T S			
		MILLS	MILLS	R E C E I P T S	R E C E I P T S	R E C E I P T S	A/T/REA DETAC	NET-OF-FEES	NON-BUS	OWN-OCC	HOMESTEAD
GENERAL		5.000		348.53	20.17	368.70	55.39	312.58	115.27	17.58	-117.41
# 38			2.933680000								
1986/	/CONT	5.000									
						14.58 D	.73				
GENERAL		4.800		570.23	19.37	589.60	89.12	499.29	188.58	28.78	188.88
# 39			4.800000000								
/	/	4.800									
						23.85 D	1.19				
GENERAL		20.300		1276.40	81.89	1358.29	203.76	1151.86	422.17	64.42	431.89
# 40			10.744526100								
1976/	/CONT	20.300									
						53.39 D	2.67				
GENERAL		3.600		226.46	14.51	240.97	36.15	204.35	74.90	11.42	76.62
# 41			1.906275600								
1977/	/CONT	3.600									
						9.47 D	.47				
PERMANENT IMPROVE		2.000		316.71	8.06	324.77	35.87	288.42			76.03
# 42 NO RLBK			1.930322000								
2015/	/CONT	2.000									
						9.59 D	.48				
A L L L E V I E S				2,738.33	144.00		420.29		800.92		890.83
		35.70					D 5.54	2,456.50		122.20	
			22.3146 LRE			2,882.33					
			35.70 MH								

110.88 Delinquent Tax Receipts--included in figures shown above

UPPER SANDUSKY EVSD

BOARD OF ED 2F

ADDITIONAL
SOURCES OF RECEIPTS

ADDITIONAL
DEDUCTIONS

Other-----

Other-----

Estate Tax-----

County Health Dept-----

Cigarette Tax-----

Personal Property Reimb Admin Fee-----

Special Assessments-----

Election Expenses-----

Advertising Delinquent-----

Total Additional Receipts-----


Total Additional Deductions-----

Total All Receipts----- 2,456.50

Total All Deductions-----

ADVANCES-----

NET DISTRIBUTION----- 2,456.50



-----COUNTY AUDITOR

-----DEPUTY AUDITOR

VANLUE LSD

BOARD OF ED 2G

		VANLUE LSD			FEEES					
	TX/RT	EF/RT	L R E	M H	TOTAL	A/T/REA	RECEIPTS			
	MILLS	MILLS	RECEIPTS	RECEIPTS	RECEIPTS	DETAC	NET-OF-FEES	NON-BUS	OWN-OCC	HOMESTEAD
EMERGENCY	6.220		.11		.11	.10	.21-	1.18	.06	
# 43	6.220000000									
2019/	/2028	6.220								
						D				
GENERAL	6.000		.11		.11	.10	.21-	1.14	.06	
# 44	6.000000000									
/	/	6.000								
						D				
GENERAL	25.000		.29		.29	.25	.54-	2.96	.16	
# 45	15.585375000									
1976/	/CONT	25.000								
						D				
PERMANENT IMPROVE	4.000		.03		.03	.03	.06-	.33	.02	
# 46	1.739328000									
1994/	/CONT	4.000								
						D				
A L L	L E V I E S		.54-			.48	1.02-	5.61	.30	
		41.22				D				
						.54-				
		29.5446	LRE							
		41.22	MH							

VANLUE LSD

BOARD OF ED 2G

ADDITIONAL
SOURCES OF RECEIPTS

ADDITIONAL
DEDUCTIONS

Other-----

Other-----

Estate Tax-----

County Health Dept-----

Cigarette Tax-----

Personal Property Reimb Admin Fee-----

Special Assessments-----

Election Expenses-----

Advertising Delinquent-----

Total Additional Receipts-----

Total Additional Deductions-----

Total All Receipts----- 1.02-

Total All Deductions-----

ADVANCES-----

NET DISTRIBUTION-----

1.02-



-----COUNTY AUDITOR

-----DEPUTY AUDITOR

WYNFORD LSD

BOARD OF ED 2H

		TX/RT	EF/RT	L R E	M H	TOTAL	F E E S	R E C E I P T S			
		MILLS	MILLS	R E C E I P T S	R E C E I P T S	R E C E I P T S	A/T/REA DETAC	NET-OF-FEES	NON-BUS	OWN-OCC	HOMESTEAD
BOND		3.400		136.85		136.85	23.60	113.25	40.93	7.46	78.49
# 47		3.400000000									
	1998/ /2022	3.400									
D											
BOND		4.000		217.93		217.93	27.77	190.16			92.35
# 48 NO RLBK		4.000000000									
	2017/ /	4.000									
D											
EMERGENCY		1.660		66.81		66.81	11.52	55.29	19.99	3.64	38.32
# 49		1.660000000									
	2012/2021/2023	1.660									
D											
GENERAL		6.500		99.70		99.70	17.25	82.45	29.83	5.44	57.76
# 50		2.477390500									
	1977/ /CONT	6.500									
D											
GENERAL		22.100		214.17		214.17	37.14	177.03	64.04	11.66	125.17
# 51		5.320420300									
	1976/ /CONT	22.100									
D											
GENERAL		7.900		140.71		140.71	24.32	116.39	42.09	7.66	81.33
# 52		3.496058100									
	1985/ /CONT	7.900									
D											
GENERAL		5.600		225.42		225.42	38.87	186.55	67.41	12.27	129.28
# 53		5.600000000									
	/ /	5.600									
D											
GENERAL		6.900		182.15		182.15	31.44	150.71	54.48	9.92	104.81
# 54		4.525503000									
	2003/2021/2023	6.900									
D											
PERMANENT IMP		1.000		54.48		54.48	6.94	47.54			23.08
# 55 NO RLBK		1.000000000									
	2017/ /CONT	1.000									
D											
A L L L E V I E S				1,338.22			218.85	1,119.37	318.77	58.05	730.59
							D				
				59.06		1,338.22					
				31.4792	LRE						
				59.06	MH						

WYNFORD LSD

BOARD OF ED 2H

ADDITIONAL
SOURCES OF RECEIPTS

ADDITIONAL
DEDUCTIONS

Other-----

Other-----

Estate Tax-----

County Health Dept-----

Cigarette Tax-----

Personal Property Reimb Admin Fee-----

Special Assessments-----

Election Expenses-----

Advertising Delinquent-----

Total Additional Receipts-----


Total Additional Deductions-----

Total All Receipts----- 1,119.37

Total All Deductions-----

ADVANCES-----

NET DISTRIBUTION----- 1,119.37



-----COUNTY AUDITOR

-----DEPUTY AUDITOR

ALL BOARD OF ED

		F E E S				R E C E I P T S			
		L R E	M H	TOTAL	A/T/REA	R E C E I P T S			
		RECEIPTS	RECEIPTS	RECEIPTS	DETAC	NET-OF-FEES	NON-BUS	OWN-OCC	HOMESTEAD
A L L	BOARD OF ED	10049.18	800.35		1583.00	9213.33	2788.15	427.00	3623.86
				D	53.20				
				10849.53					

OHIO HI-POINT JVSD

J V S 3B

		F E E S						R E C E I P T S			
TX/RT	EF/RT	L R E	M H	TOTAL	A/T/REA	R E C E I P T S					
MILLS	MILLS	RECEIPTS	RECEIPTS	RECEIPTS	DETAC	NET-OF-FEES	NON-BUS	OWN-OCC	HOMESTEAD		
GENERAL	2.000	1.72		1.72	.19	1.53		.39			
# 56	2.0000000000										
1978/	/CONT 2.000										
D											
PERMANENT IMPROVE	.600	.60		.60	.05	.55					
# 57 NO RLBK	.566014200										
2018/	/CONT .600										
D											
A L L	L E V I E S				.24			.39			
		2.32				2.08					
					D						
	2.60			2.32							
		2.5660	LRE								
		2.60	MH								

OHIO HI-POINT JVSD

J V S 3B

ADDITIONAL
SOURCES OF RECEIPTS

ADDITIONAL
DEDUCTIONS

Other-----

Other-----

Estate Tax-----

County Health Dept-----

Cigarette Tax-----

Personal Property Reimb Admin Fee-----

Special Assessments-----

Election Expenses-----

Advertising Delinquent-----

Total Additional Receipts-----

Total Additional Deductions-----

Total All Receipts----- 2.08

Total All Deductions-----

ADVANCES-----

NET DISTRIBUTION-----

2.08



-----COUNTY AUDITOR

-----DEPUTY AUDITOR

VANGUARD JVSD

J V S 3C

		F E E S				R E C E I P T S			
TX/RT	EF/RT	L R E	M H	TOTAL	A/T/REA	R E C E I P T S			
MILLS	MILLS	RECEIPTS	RECEIPTS	RECEIPTS	DETAC	NET-OF-FEES	NON-BUS	OWN-OCC	HOMESTEAD
GENERAL	1.600	263.45	18.39	281.84	48.28	232.33	106.01	16.12	135.53
# 58	1.600000000								
1976/	/CONT 1.600								
				24.53 D	1.23				

A L L	L E V I E S		18.39		48.28		106.01		135.53
		263.45				232.33		16.12	
					D 1.23				
	1.60			281.84					
	1.6000 LRE								
	1.60 MH								

24.53 Delinquent Tax Receipts--included in figures shown above

VANGUARD JVSD

J V S 3C

ADDITIONAL
SOURCES OF RECEIPTS

ADDITIONAL
DEDUCTIONS

Other-----

Other-----

Estate Tax-----

County Health Dept-----

Cigarette Tax-----

Personal Property Reimb Admin Fee-----

Special Assessments-----

Election Expenses-----

Advertising Delinquent-----

Total Additional Receipts-----

Total Additional Deductions-----

Total All Receipts----- 232.33

Total All Deductions-----

ADVANCES-----

N E T D I S T R I B U T I O N-----

232.33



-----COUNTY AUDITOR

-----DEPUTY AUDITOR

TRI-RIVERS JVSD

J V S 3D

		TX/RT	EF/RT	L R E	M H	TOTAL	F E E S	R E C E I P T S			
		MILLS	MILLS	R E C E I P T S	R E C E I P T S	R E C E I P T S	A/T/REA	NET-OF-FEES	NON-BUS	OWN-OCC	HOMESTEAD
							DETAC				
GENERAL		1.300		16.87	1.94	18.81	2.59	16.22	3.40	.57	6.17
# 59		.685048000									
	1997/2017/2021	1.300									
D											
GENERAL		2.100		21.94	3.13	25.07	3.56	21.51	4.42	.74	9.59
# 60		.890775900									
	1978/ /CONT	2.100									
D											
GENERAL		1.000		10.45	1.49	11.94	1.70	10.24	2.10	.35	4.57
# 61		.424179000									
	1989/2014/CONT	1.000									
D											
A L L	L E V I E S			49.26	6.56		7.85	47.97	9.92	1.66	20.33
		4.40									
			1.9998	LRE							
			4.40	MH							

TRI-RIVERS JVSD

J V S 3D

ADDITIONAL
SOURCES OF RECEIPTS

ADDITIONAL
DEDUCTIONS

Other-----

Other-----

Estate Tax-----

County Health Dept-----

Cigarette Tax-----

Personal Property Reimb Admin Fee-----

Special Assessments-----

Election Expenses-----

Advertising Delinquent-----

Total Additional Receipts-----

Total Additional Deductions-----

Total All Receipts----- 47.97

Total All Deductions-----

ADVANCES-----

NET DISTRIBUTION-----

47.97



-----COUNTY AUDITOR

-----DEPUTY AUDITOR

PIONEER JVSD

J V S 3H

ADDITIONAL
SOURCES OF RECEIPTS

ADDITIONAL
DEDUCTIONS

Other-----

Other-----

Estate Tax-----

County Health Dept-----

Cigarette Tax-----

Personal Property Reimb Admin Fee-----

Special Assessments-----

Election Expenses-----

Advertising Delinquent-----

Total Additional Receipts-----

Total Additional Deductions-----

Total All Receipts----- 105.20

Total All Deductions-----

ADVANCES-----

NET DISTRIBUTION-----

105.20



COUNTY AUDITOR

DEPUTY AUDITOR

ALL J V S

		F E E S							
		L R E	M H	TOTAL	A/T/REA	R E C E I P T S			
		RECEIPTS	RECEIPTS	RECEIPTS	DETAC	NET-OF-FEES	NON-BUS	OWN-OCC	HOMESTEAD
A L L	J V S	437.85	24.95		73.99	387.58	129.33	20.15	214.58
				D	1.23				
				462.80					

ANTRIM TOWNSHIP

TOWNSHIP 4A

		F E E S		R E C E I P T S						
	TX/RT	EF/RT	L R E	M H	TOTAL	A/T/REA	R E C E I P T S			
	MILLS	MILLS	RECEIPTS	RECEIPTS	RECEIPTS	DETAC	NET-OF-FEES	NON-BUS	OWN-OCC	HOMESTEAD
GENERAL	.400		24.42	.60	25.02	3.23	21.79	5.20	.85	5.06
# 65	.400000000									
/ /	.400									
D										
ROAD	.800		40.57	1.19	41.76	5.28	36.48	8.37	1.38	7.49
# 66	.800000000									
/ /	.800									
D										
A L L	L E V I E S		64.99	1.79		8.51	58.27	13.57	2.23	12.55
	1.20									
	1.2000	LRE								
	1.20	MH								
D										
					66.78					

ANTRIM TOWNSHIP

TOWNSHIP 4A

ADDITIONAL
SOURCES OF RECEIPTS

ADDITIONAL
DEDUCTIONS

Other-----

Other-----

Estate Tax-----

County Health Dept-----

Cigarette Tax-----

Personal Property Reimb Admin Fee-----

Special Assessments-----

Election Expenses-----

Advertising Delinquent-----

Total Additional Receipts-----

Total Additional Deductions-----

Total All Receipts----- 58.27

Total All Deductions-----

ADVANCES-----

NET DISTRIBUTION-----

58.27



-----COUNTY AUDITOR

-----DEPUTY AUDITOR

CRANE TOWNSHIP								TOWNSHIP 4B			
	TX/RT MILLS	EF/RT MILLS	L R E RECEIPTS	M H RECEIPTS	TOTAL RECEIPTS	F E E S		R E C E I P T S			
						A/T/REA DETAC		NET-OF-FEES	NON-BUS	OWN-OCC	HOMESTEAD
GENERAL	.500		37.09	2.06	39.15	5.39		33.64	10.70	1.76	8.59
# 67		.500000000									
/ /		.500					2.48 D	.12			
GENERAL	.500		45.98	2.06	48.04	5.02		42.90			8.00
# 68 NO RLBK		.464110500									
2017/ /2021		.500					2.31 D	.12			
ROAD	.700		6.33	2.41	8.74	1.53		7.21	2.54	.33	5.45
# 69		.700000000									
/ /		.700					D				
A L L	L E V I E S		89.40	6.53		11.94		83.75	13.24	2.09	22.04
		1.70					D	.24			
					95.93						
		1.6641 LRE									
		1.70 MH									

4.79 Delinquent Tax Receipts--included in figures shown above

CRANE TOWNSHIP

TOWNSHIP 4B

ADDITIONAL
SOURCES OF RECEIPTS

ADDITIONAL
DEDUCTIONS

Other-----

Other-----

Estate Tax-----

County Health Dept-----

Cigarette Tax-----

Personal Property Reimb Admin Fee-----

Special Assessments-----

Election Expenses-----

Advertising Delinquent-----

Total Additional Receipts-----

Total Additional Deductions-----

Total All Receipts----- 83.75

Total All Deductions-----

ADVANCES-----

NET DISTRIBUTION-----

83.75



-----COUNTY AUDITOR

-----DEPUTY AUDITOR

CRAWFORD TOWNSHIP								TOWNSHIP			4C
FEEES											
TX/RT	EF/RT	L R E	M H	TOTAL	A/T/REA	RECEIPTS					
MILLS	MILLS	RECEIPTS	RECEIPTS	RECEIPTS	DETAC	NET-OF-FEES	NON-BUS	OWN-OCC	HOMESTEAD		
GENERAL	.200	31.78	.80	32.58	3.98	28.34	6.31	1.01	4.57		
# 70	.200000000										
/ /	.200			5.26 D	.26						
ROAD	1.400	28.76	.78	29.54	3.65	25.89	10.03	1.20			
# 71	1.400000000										
/ /	1.400										
D											
A L L	L E V I E S	60.54	1.58		7.63	54.23	16.34	2.21	4.57		
	1.60				D						
				62.12	.26						
	1.6000 LRE										
	1.60 MH										

5.26 Delinquent Tax Receipts--included in figures shown above

CRAWFORD TOWNSHIP

TOWNSHIP 4C

ADDITIONAL
SOURCES OF RECEIPTS

ADDITIONAL
DEDUCTIONS

Other-----

Other-----

Estate Tax-----

County Health Dept-----

Cigarette Tax-----

Personal Property Reimb Admin Fee-----

Special Assessments-----

Election Expenses-----

Advertising Delinquent-----

Total Additional Receipts-----

Total Additional Deductions-----

Total All Receipts----- 54.23

Total All Deductions-----

ADVANCES-----

NET DISTRIBUTION-----

54.23



-----COUNTY AUDITOR

-----DEPUTY AUDITOR

EDEN TOWNSHIP

TOWNSHIP 4D

ADDITIONAL
SOURCES OF RECEIPTS

ADDITIONAL
DEDUCTIONS

Other-----

Other-----

Estate Tax-----

County Health Dept-----

Cigarette Tax-----

Personal Property Reimb Admin Fee-----

Special Assessments-----

Election Expenses-----

Advertising Delinquent-----

Total Additional Receipts-----

Total Additional Deductions-----

Total All Receipts----- .94

Total All Deductions-----

ADVANCES-----

NET DISTRIBUTION-----

.94



-----COUNTY AUDITOR

-----DEPUTY AUDITOR

JACKSON TOWNSHIP

TOWNSHIP 4E

		F E E S		R E C E I P T S				R E C E I P T S			
		T X / R T	E F / R T	L R E	M H	T O T A L	A / T / R E A	R E C E I P T S			
		M I L L S	M I L L S	R E C E I P T S	R E C E I P T S	R E C E I P T S	D E T A C	N E T - O F - F E E S	N O N - B U S	O W N - O C C	H O M E S T E A D
GENERAL		.500		9.43		9.43	.99	8.44	1.38	.23	
# 75	/ /	.500000000									
		.500									
D											
GENERAL		1.500		21.43		21.43	2.24	19.19	3.11	.53	
# 76		1.134451500									
	2012/2022/2026	1.500									
D											
ROAD		.900		1.49		1.49	.20	1.29	.79		
# 77	/ /	.900000000									
		.900									
D											
A L L L E V I E S				32.35			3.43	28.92	5.28	.76	
		2.90									
		2.5344	LRE								
		2.90	MH								
D											
						32.35					

JACKSON TOWNSHIP

TOWNSHIP 4E

ADDITIONAL
SOURCES OF RECEIPTS

ADDITIONAL
DEDUCTIONS

Other-----

Other-----

Estate Tax-----

County Health Dept-----

Cigarette Tax-----

Personal Property Reimb Admin Fee-----

Special Assessments-----

Election Expenses-----

Advertising Delinquent-----

Total Additional Receipts-----

Total Additional Deductions-----

Total All Receipts----- 28.92

Total All Deductions-----

ADVANCES-----

NET DISTRIBUTION-----

28.92



-----COUNTY AUDITOR

-----DEPUTY AUDITOR

MIFFLIN TOWNSHIP

TOWNSHIP 4F

		TX/RT	EF/RT	L R E		M H	TOTAL	F E E S		R E C E I P T S			
		MILLS	MILLS	RECEIPTS	RECEIPTS	RECEIPTS	RECEIPTS	A/T/REA	DETAC	NET-OF-FEES	NON-BUS	OWN-OCC	HOMESTEAD
GENERAL		.400		3.73		.14	3.87		.47	3.40	1.14	.28	
# 78	/ /	.400000000											
		.400											
D													
ROAD		.900		8.26			8.26		1.02	7.24	2.55	.62	
# 79	/ /	.900000000											
		.900											
D													
A L L L E V I E S				11.99		.14			1.49	10.64	3.69	.90	
		1.30											
		1.3000	LRE										
		1.30	MH										
D													
							12.13						

MIFFLIN TOWNSHIP

TOWNSHIP 4F

ADDITIONAL
SOURCES OF RECEIPTS

ADDITIONAL
DEDUCTIONS

Other-----

Other-----

Estate Tax-----

County Health Dept-----

Cigarette Tax-----

Personal Property Reimb Admin Fee-----

Special Assessments-----

Election Expenses-----

Advertising Delinquent-----

Total Additional Receipts-----

Total Additional Deductions-----

Total All Receipts----- 10.64

Total All Deductions-----

ADVANCES-----

NET DISTRIBUTION-----

10.64



-----COUNTY AUDITOR

-----DEPUTY AUDITOR

MARSEILLES TOWNSHIP

TOWNSHIP 4G

ADDITIONAL
SOURCES OF RECEIPTS

ADDITIONAL
DEDUCTIONS

Other-----

Other-----

Estate Tax-----

County Health Dept-----

Cigarette Tax-----

Personal Property Reimb Admin Fee-----

Special Assessments-----

Election Expenses-----

Advertising Delinquent-----

Total Additional Receipts-----

Total Additional Deductions-----

Total All Receipts----- 18.41

Total All Deductions-----

ADVANCES-----

NET DISTRIBUTION-----

18.41



-----COUNTY AUDITOR

-----DEPUTY AUDITOR

PITT TOWNSHIP

TOWNSHIP 4H

ADDITIONAL
SOURCES OF RECEIPTS

ADDITIONAL
DEDUCTIONS

Other-----

Other-----

Estate Tax-----

County Health Dept-----

Cigarette Tax-----

Personal Property Reimb Admin Fee-----

Special Assessments-----

Election Expenses-----

Advertising Delinquent-----

Total Additional Receipts-----

Total Additional Deductions-----

Total All Receipts----- 1.92-

Total All Deductions-----

ADVANCES-----

NET DISTRIBUTION-----

1.92-



-----COUNTY AUDITOR

-----DEPUTY AUDITOR

RICHLAND TOWNSHIP							TOWNSHIP			
F E E S										
	TX/RT MILLS	EF/RT MILLS	L R E RECEIPTS	M H RECEIPTS	TOTAL RECEIPTS	A/T/REA DETAC	RECEIPTS NET-OF-FEES	NON-BUS	OWN-OCC	HOMESTEAD
FIRE	.500		1.70	1.44	3.14	.35	2.77	.75	.05	
# 88		.263223000								
2005/2020/2025		.500								
					.33 D	.02				
GENERAL	1.000		4.70	2.89	7.59	.88	6.66	2.09	.15	
# 89		.729965000								
2012/2022/2026		1.000								
					.91 D	.05				
GENERAL	.300		1.14	.87	2.01	.23	1.77	.50	.03	
# 90		.176386200								
2010/2019/2023		.300								
					.22 D	.01				
GENERAL	.400		2.57	1.15	3.72	.44	3.25	1.15	.08	
# 91		.400000000								
/ /		.400								
					.50 D	.03				
ROAD	.400		2.36	1.15	3.51	.42	3.06	1.07	.07	
# 92		.400000000								
/ /		.400								
					.50 D	.03				
A L L	L E V I E S		12.47	7.50		2.32	17.51	5.56	.38	
		2.60				D .14				
					19.97					
		1.9694	LRE							
		2.60	MH							

2.46 Delinquent Tax Receipts--included in figures shown above

RICHLAND TOWNSHIP

TOWNSHIP 4I

ADDITIONAL
SOURCES OF RECEIPTS

ADDITIONAL
DEDUCTIONS

Other-----

Other-----

Estate Tax-----

County Health Dept-----

Cigarette Tax-----

Personal Property Reimb Admin Fee-----

Special Assessments-----

Election Expenses-----

Advertising Delinquent-----

Total Additional Receipts-----

Total Additional Deductions-----

Total All Receipts----- 17.51

Total All Deductions-----

ADVANCES-----

NET DISTRIBUTION-----

17.51



-----COUNTY AUDITOR

-----DEPUTY AUDITOR

RIDGE TOWNSHIP

TOWNSHIP 4J

	TX/RT MILLS	EF/RT MILLS	L R E RECEIPTS	M H RECEIPTS	TOTAL RECEIPTS	F E E S A/T/REA DETAC	R E C E I P T S		
							NET-OF-FEES	NON-BUS	OWN-OCC HOMESTEAD
FIRE	.700		.80		.80	.13	.67	.60	
# 93		.317883300							
1998/2018/2022	.700								
						D			
FIRE	.800		.70		.70	.11	.59	.52	
# 94		.277054400							
1988/2018/2022	.800								
						D			
GENERAL	.900		2.27		2.27	.36	1.91	1.70	.01
# 95		.900000000							
/ /	.900								
						D			
ROAD	.200		.51		.51	.08	.43	.38	
# 96		.200000000							
/ /	.200								
						D			
A L L L E V I E S			4.28			.68	3.60	3.20	.01
	2.60					D			
		1.6948	LRE		4.28				
		2.60	MH						

RIDGE TOWNSHIP

TOWNSHIP 4J

ADDITIONAL SOURCES OF RECEIPTS

ADDITIONAL DEDUCTIONS

Other-----
Estate Tax-----
Cigarette Tax-----
Special Assessments-----

Other-----
County Health Dept-----
Personal Property Reimb Admin Fee-----
Election Expenses-----
Advertising Delinquent-----

Total Additional Receipts-----

Total Additional Deductions-----

Total All Receipts----- 3.60

Total All Deductions-----

ADVANCES-----

N E T D I S T R I B U T I O N-----

3.60



-----COUNTY AUDITOR

-----DEPUTY AUDITOR

SALEM TWP

TOWNSHIP 4K

	TX/RT MILLS	EF/RT MILLS	L R E RECEIPTS	M H RECEIPTS	TOTAL RECEIPTS	FEEES	RECEIPTS		
						A/T/REA DETAC	NET-OF-FEES	NON-BUS	OWN-OCC

FIRE & EMS	1.000		7.88		7.88	1.00	6.88	3.00	.26
# 97		.680194000							
2011/2021/2025	1.000								
						D			

GENERAL	.300		3.47		3.47	.44	3.03	1.32	.12
# 98		.300000000							
/ /	.300								
						D			

ROAD	1.400		16.23		16.23	2.05	14.18	6.16	.54
# 99		1.400000000							
/ /	1.400								
						D			

A L L L E V I E S			27.58			3.49	24.09	10.48	.92
	2.70					D			
		2.3801 LRE			27.58				
		2.70 MH							

SALEM TOWNSHIP

TOWNSHIP 4K

ADDITIONAL
SOURCES OF RECEIPTS

ADDITIONAL
DEDUCTIONS

Other-----

Other-----

Estate Tax-----

County Health Dept-----

Cigarette Tax-----

Personal Property Reimb Admin Fee-----

Special Assessments-----

Election Expenses-----

Advertising Delinquent-----

Total Additional Receipts-----

Total Additional Deductions-----


Total All Receipts----- 24.09

Total All Deductions-----

ADVANCES-----

NET DISTRIBUTION-----

24.09



-----COUNTY AUDITOR

-----DEPUTY AUDITOR

SYCAMORE TOWNSHIP						TOWNSHIP 4L				
	TX/RT MILLS	EF/RT MILLS	L R E RECEIPTS	M H RECEIPTS	TOTAL RECEIPTS	F E E S A/T/REA DETAC	R E C E I P T S			
							NET-OF-FEES	NON-BUS	OWN-OCC	HOMESTEAD
FIRE #100	.500		8.38	1.31	9.69	1.55	8.02	3.56	.54	3.54
1988/ /CONT	.202829500									
	.500				2.35 D	.12				
FIRE PROTECTION #101	1.000		9.21	.84	10.05	2.13	7.73	7.21	.99	5.55
2008/2018/2022	.641502000									
	1.000				3.78 D	.19				
GENERAL #102	.500		20.65	1.31	21.96	3.60	18.10	8.78	1.34	8.18
/ /	.500000000									
	.500				5.18 D	.26				
ROAD #103	.500		7.17	.42	7.59	1.63	5.82	5.62	.78	4.18
/ /	.500000000									
	.500				2.71 D	.14				
A L L L E V I E S			45.41	3.88		8.91	39.67	25.17	3.65	21.45
	2.50				D	.71				
					49.29					
	1.8443	LRE								
	2.50	MH								

14.02 Delinquent Tax Receipts--included in figures shown above

SYCAMORE TOWNSHIP

TOWNSHIP 4L

ADDITIONAL
SOURCES OF RECEIPTS

ADDITIONAL
DEDUCTIONS

Other-----

Other-----

Estate Tax-----

County Health Dept-----

Cigarette Tax-----

Personal Property Reimb Admin Fee-----

Special Assessments-----

Election Expenses-----

Advertising Delinquent-----

Total Additional Receipts-----

Total Additional Deductions-----

Total All Receipts----- 39.67

Total All Deductions-----

ADVANCES-----

NET DISTRIBUTION-----

39.67



-----COUNTY AUDITOR

-----DEPUTY AUDITOR

TYMOCHTEE TOWNSHIP

TOWNSHIP 4M

		TX/RT	EF/RT	L R E	M H	TOTAL	A/T/REA	RECEIPTS			
		MILLS	MILLS	RECEIPTS	RECEIPTS	RECEIPTS	DETAC	NET-OF-FEES	NON-BUS	OWN-OCC	HOMESTEAD

FIRE & EMS		2.000		6.17	4.50	10.67	5.24	5.43	10.81	1.55	35.47
#104		1.315668000									
	2009/2019/2023	2.000									

D											

GENERAL		1.200		5.62	2.70	8.32	4.42	3.90	9.87	1.41	29.78
#105		1.200000000									
	/ /	1.200									

D											

ROAD		.900		4.22	2.02	6.24	3.31	2.93	7.39	1.06	22.35
#106		.900000000									
	/ /	.900									

D											

A L L L E V I E S				16.01	9.22		12.97	12.26	28.07	4.02	87.60
		4.10									
		3.4156 LRE									
		4.10 MH									

D											

25.23											

T Y M O C H T E E T O W N S H I P

T O W N S H I P 4 M

A D D I T I O N A L
S O U R C E S O F R E C E I P T S

A D D I T I O N A L
D E D U C T I O N S

Other-----

Other-----

Estate Tax-----

County Health Dept-----

Cigarette Tax-----

Personal Property Reimb Admin Fee-----

Special Assessments-----

Election Expenses-----

Advertising Delinquent-----

Total Additional Receipts-----

Total Additional Deductions-----

Total All Receipts----- 12.26

Total All Deductions-----

A D V A N C E S -----

N E T D I S T R I B U T I O N -----

12.26



----- COUNTY AUDITOR

----- DEPUTY AUDITOR

WYANDOT EAST FIRE DIST

TOWNSHIP 4Y

	TX/RT MILLS	EF/RT MILLS	L R E RECEIPTS	M H RECEIPTS	TOTAL RECEIPTS	F E E S A/T/REA DETAC	R E C E I P T S			
							NET-OF-FEES	NON-BUS	OWN-OCC	HOMESTEAD
FIRE	2.500		99.40	3.73	103.13	16.29	86.84	26.53	4.63	47.78
#107		1.533202500								
2006/2021/2025	2.500									

D

A L L	L E V I E S		99.40	3.73		16.29	86.84	26.53	4.63	47.78
	2.50				D	103.13				
		1.5332	LRE							
		2.50	MH							

WYANDOT EAST FIRE DIST

TOWNSHIP 4Y

ADDITIONAL
SOURCES OF RECEIPTS

ADDITIONAL
DEDUCTIONS

Other-----

Other-----

Estate Tax-----

County Health Dept-----

Cigarette Tax-----

Personal Property Reimb Admin Fee-----

Special Assessments-----

Election Expenses-----

Advertising Delinquent-----

Total Additional Receipts-----

Total Additional Deductions-----

Total All Receipts----- 86.84

Total All Deductions-----

ADVANCES-----

NET DISTRIBUTION-----

86.84



-----COUNTY AUDITOR

-----DEPUTY AUDITOR

ALL TOWNSHIP

		F E E S				R E C E I P T S			
		L R E	M H	TOTAL	A/T/REA	R E C E I P T S			
		RECEIPTS	RECEIPTS	RECEIPTS	DETAC	NET-OF-FEES	NON-BUS	OWN-OCC	HOMESTEAD
A L L	TOWNSHIP	486.43	41.86		89.73	437.21	181.50	25.46	267.40
				D	1.35				
				528.29					

CAREY CORPORATION						CORPORATION 5A			
FEEES									
TX/RT	EF/RT	L R E	M H	TOTAL	A/T/REA	RECEIPTS			
MILLS	MILLS	RECEIPTS	RECEIPTS	RECEIPTS	DETAC	NET-OF-FEES	NON-BUS	OWN-OCC	HOMESTEAD
FIRE PENSION	.300	41.50	1.03	42.53	5.19	36.94	7.31	1.26	6.86
#108	.300000000								
/ /	.300								
				7.90 D	.40				
GENERAL	1.300	179.85	4.48	184.33	22.48	160.14	31.69	5.45	29.72
#109	1.300000000								
/ /	1.300								
				34.22 D	1.71				
POLICE PENSION	.300	41.50	1.03	42.53	5.19	36.94	7.31	1.26	6.86
#110	.300000000								
/ /	.300								
				7.90 D	.40				
A L L L E V I E S		262.85	6.54		32.86		46.31		43.44
	1.90					234.02		7.97	
				D	2.51				
				269.39					
	1.9000	LRE							
	1.90	MH							

50.02 Delinquent Tax Receipts--included in figures shown above

CAREY CORPORATION

CORPORATION 5A

ADDITIONAL
SOURCES OF RECEIPTS

ADDITIONAL
DEDUCTIONS

Other-----

Other-----

Estate Tax-----

County Health Dept-----

Cigarette Tax-----

Personal Property Reimb Admin Fee-----

Special Assessments-----

Election Expenses-----

Advertising Delinquent-----

Total Additional Receipts-----

Total Additional Deductions-----

Total All Receipts----- 234.02

Total All Deductions-----

ADVANCES-----

NET DISTRIBUTION-----

234.02



-----COUNTY AUDITOR

-----DEPUTY AUDITOR

HARPSTER CORPORATION

CORPORATION 5B

	TX/RT MILLS	EF/RT MILLS	L R E RECEIPTS	M H RECEIPTS	TOTAL RECEIPTS	F E E S A/T/REA DETAC	RECEIPTS NET-OF-FEES	NON-BUS	OWN-OCC	HOMESTEAD
GENERAL	.400									
#111	.400000000								.01	
/ /	.400									
						D				
GENERAL	2.500		.01		.01		.01-	.04	.01	
#112	1.829757500									
2009/2019/2023	2.500									
						D				
GENERAL	4.800								.02	
#113	.694891200									
1976/2020/2024	4.800									
						D				
GENERAL	3.000		.01		.01		.01-	.03	.01	
#114	1.163448000									
1991/2020/2024	3.000									
						D				
GENERAL	2.000		.04		.04		.04			
#115 NO RLBK	1.544224000									
2013/2018/2022	2.000									
						D				
A L L L E V I E S			.02				.02	.10	.02	
	12.70					D				
					.02					
		5.6321	LRE							
		12.70	MH							

HARPSTER CORPORATION

CORPORATION 5B

ADDITIONAL
SOURCES OF RECEIPTS

ADDITIONAL
DEDUCTIONS

Other-----

Other-----

Estate Tax-----

County Health Dept-----

Cigarette Tax-----

Personal Property Reimb Admin Fee-----

Special Assessments-----

Election Expenses-----

Advertising Delinquent-----

Total Additional Receipts-----

Total Additional Deductions-----

Total All Receipts----- .02

Total All Deductions-----

ADVANCES-----

NET DISTRIBUTION-----

.02



-----COUNTY AUDITOR

-----DEPUTY AUDITOR

KIRBY CORPORATION

CORPORATION 5C

ADDITIONAL
SOURCES OF RECEIPTS

ADDITIONAL
DEDUCTIONS

Other-----

Other-----

Estate Tax-----

County Health Dept-----

Cigarette Tax-----

Personal Property Reimb Admin Fee-----

Special Assessments-----

Election Expenses-----

Advertising Delinquent-----

Total Additional Receipts-----

Total Additional Deductions-----

Total All Receipts----- 11.15

Total All Deductions-----

ADVANCES-----

NET DISTRIBUTION-----

11.15



-----COUNTY AUDITOR

-----DEPUTY AUDITOR

MARSEILLES CORPORATION

CORPORATION 5D

	TX/RT	EF/RT	L R E	M H	TOTAL	F E E S	R E C E I P T S			
	MILLS	MILLS	R E C E I P T S	R E C E I P T S	R E C E I P T S	A/T/REA DETAC	NET-OF-FEES	NON-BUS	OWN-OCC	HOMESTEAD
GENERAL	1.800									.02
#117	1.018873800									
1981/2020/2024	1.800									
						D				
GENERAL	2.000									.02
#118	1.174590000									
1993/2018/2022	2.000									
						D				
GENERAL	.900		.01		.01		.01-			.02
#119	.900000000									
/ /	.900									
						D				
GENERAL	2.000									.02
#120	1.132082000									
1981/2020/2024	2.000									
						D				
GENERAL	3.000		.04		.04		.04			
#121 NO RLBK	2.777628000									
2016/2021/2025	3.000									
						D				
A L L L E V I E S			.03				.03			.08
	9.70					D				.03
		7.0029	LRE							
		9.70	MH							

MARSEILLES CORPORATION

CORPORATION 5D

ADDITIONAL SOURCES OF RECEIPTS

ADDITIONAL DEDUCTIONS

Other-----

Other-----

Estate Tax-----

County Health Dept-----

Cigarette Tax-----

Personal Property Reimb Admin Fee-----

Special Assessments-----

Election Expenses-----

Advertising Delinquent-----

Total Additional Receipts-----

Total Additional Deductions-----

Total All Receipts----- .03

Total All Deductions-----

ADVANCES-----

N E T D I S T R I B U T I O N-----

.03



-----COUNTY AUDITOR

-----DEPUTY AUDITOR

NEVADA CORPORATION

CORPORATION 5E

		F E E S		R E C E I P T S					
TX/RT	EF/RT	L R E	M H	TOTAL	A/T/REA	R E C E I P T S			
MILLS	MILLS	RECEIPTS	RECEIPTS	RECEIPTS	DETAC	NET-OF-FEES	NON-BUS	OWN-OCC	HOMESTEAD
GENERAL	1.500			2.86	.69	2.17	1.26	.24	3.32
#122	.294178500								
1976/2017/2021	1.500								
D									
GENERAL	1.100			10.65	2.57	8.08	4.72	.91	12.41
#123	1.100000000								
/ /	1.100								
D									
GENERAL	5.000			73.78	11.63	62.15			56.21
#124 NO RLBK	4.982160000								
2020/ /2025	5.000								
D									
A L L	L E V I E S				14.89	72.40	5.98	1.15	71.94
		87.29							
	7.60				D				
				87.29					
		6.3762	LRE						
		7.60	MH						

NEVADA CORPORATION

CORPORATION 5E

ADDITIONAL SOURCES OF RECEIPTS

ADDITIONAL DEDUCTIONS

Other-----

Other-----

Estate Tax-----

County Health Dept-----

Cigarette Tax-----

Personal Property Reimb Admin Fee-----

Special Assessments-----

Election Expenses-----

Advertising Delinquent-----

Total Additional Receipts-----

Total Additional Deductions-----

Total All Receipts----- 72.40

Total All Deductions-----

ADVANCES-----

N E T D I S T R I B U T I O N-----

72.40



-----COUNTY AUDITOR

-----DEPUTY AUDITOR

SYCAMORE CORPORATION

CORPORATION 5F

		SYCAMORE CORPORATION				CORPORATION 5F					
		F E E S									
	TX/RT	EF/RT	L R E	M H	TOTAL	A/T/REA	R E C E I P T S				
	MILLS	MILLS	R E C E I P T S	R E C E I P T S	R E C E I P T S	D E T A C	NET-OF-FEES	NON-BUS	OWN-OCC	HOMESTEAD	
FIRE EQUIPMENT	2.000		48.90	3.57	52.47	7.21	44.81	11.47	2.05	14.54	
#125	1.814872000										
2008/2018/2022	2.000										
					8.97 D	.45					
GENERAL	.900		24.25	1.61	25.86	3.56	22.08	5.69	1.02	7.19	
#126	.900000000										
/ /	.900										
					4.45 D	.22					
GENERAL	6.000		77.61	10.70	88.31	11.93	75.67	18.20	3.25	23.53	
#127	2.879970000										
1991/2021/2025	6.000										
					14.23 D	.71					
A L L L E V I E S			150.76	15.88		22.70	142.56	35.36	6.32	45.26	
	8.90					D 1.38					
					166.64						
		5.5947	LRE								
		8.90	MH								

27.65 Delinquent Tax Receipts--included in figures shown above

SYCAMORE CORPORATION

CORPORATION 5F

ADDITIONAL
SOURCES OF RECEIPTS

ADDITIONAL
DEDUCTIONS

Other-----

Other-----

Estate Tax-----

County Health Dept-----

Cigarette Tax-----

Personal Property Reimb Admin Fee-----

Special Assessments-----

Election Expenses-----

Advertising Delinquent-----

Total Additional Receipts-----

Total Additional Deductions-----

Total All Receipts----- 142.56

Total All Deductions-----

ADVANCES-----

NET DISTRIBUTION-----

142.56



-----COUNTY AUDITOR

-----DEPUTY AUDITOR

UPPER SANDUSKY CORP

CORPORATION 5G

		F E E S		R E C E I P T S						
	TX/RT	EF/RT	L R E	M H	TOTAL	A/T/REA	R E C E I P T S			
	MILLS	MILLS	RECEIPTS	RECEIPTS	RECEIPTS	DETAC	NET-OF-FEES	NON-BUS	OWN-OCC	HOMESTEAD
FIRE PENSION #128	.400		26.06	.27	26.33	3.44	22.79	7.10	1.22	3.76
/ /	.400000000									
	.400				1.99 D	.10				
GENERAL #129	1.000		65.13	.68	65.81	8.59	56.97	17.76	3.06	9.40
/ /	1.000000000									
	1.000				4.97 D	.25				
GENERAL #130	1.300		14.81	.88	15.69	2.10	13.53	4.04	.70	3.02
1976/2017/2021	.227485700									
	1.300				1.13 D	.06				
GENERAL #131	.700									
/ /	.700000000									
	.700					D				
POLICE PENSION #132	.400		26.06	.27	26.33	3.44	22.79	7.10	1.22	3.76
/ /	.400000000									
	.400				1.99 D	.10				
A L L L E V I E S			132.06	2.10		17.57		36.00		19.94
	3.80					D	116.08	6.20		
					134.16	.51				
	2.7274 LRE									
	3.80 MH									

10.08 Delinquent Tax Receipts--included in figures shown above

UPPER SANDUSKY CORP

CORPORATION 5G

ADDITIONAL
SOURCES OF RECEIPTS

ADDITIONAL
DEDUCTIONS

Other-----

Other-----

Estate Tax-----

County Health Dept-----

Cigarette Tax-----

Personal Property Reimb Admin Fee-----

Special Assessments-----

Election Expenses-----

Advertising Delinquent-----

Total Additional Receipts-----

Total Additional Deductions-----

Total All Receipts----- 116.08

Total All Deductions-----

ADVANCES-----

NET DISTRIBUTION-----

116.08



COUNTY AUDITOR

DEPUTY AUDITOR

WHARTON CORPORATION

CORPORATION 5H

ADDITIONAL
SOURCES OF RECEIPTS

ADDITIONAL
DEDUCTIONS

Other-----

Other-----

Estate Tax-----

County Health Dept-----

Cigarette Tax-----

Personal Property Reimb Admin Fee-----

Special Assessments-----

Election Expenses-----

Advertising Delinquent-----

Total Additional Receipts-----

Total Additional Deductions-----

Total All Receipts----- 1.76

Total All Deductions-----

ADVANCES-----

NET DISTRIBUTION-----

1.76



-----COUNTY AUDITOR

-----DEPUTY AUDITOR

ALL CORPORATION

		F E E S				R E C E I P T S			
		L R E	M H	TOTAL	A/T/REA	R E C E I P T S			
		RECEIPTS	RECEIPTS	RECEIPTS	DETAC	NET-OF-FEES	NON-BUS	OWN-OCC	HOMESTEAD
A L L	CORPORATION	647.12	24.77		89.47	578.02	125.31	22.00	180.58
				D	4.40				
				671.89					

DORCAS CAREY PUBLIC LIBRA						OTHER			
FEEES									
TX/RT	EF/RT	L R E	M H	TOTAL	A/T/REA	RECEIPTS			
MILLS	MILLS	RECEIPTS	RECEIPTS	RECEIPTS	DETAC	NET-OF-FEES	NON-BUS	OWN-OCC	HOMESTEAD
CURRENT EXPENSE	1.750	230.68	7.00	237.68	29.26	206.48	47.35	7.45	34.47
#135	1.475166000								
2010/2018/2022	1.750								
				38.83 D	1.94				

A L L	L E V I E S		7.00		29.26		47.35		34.47
		230.68				206.48		7.45	
					D				
	1.75			237.68	1.94				
	1.4751	LRE							
	1.75	MH							

38.83 Delinquent Tax Receipts--included in figures shown above

DORCAS CAREY PUBLIC LIBRA

OTHER 6A

ADDITIONAL
SOURCES OF RECEIPTS

ADDITIONAL
DEDUCTIONS

Other-----

Other-----

Estate Tax-----

County Health Dept-----

Cigarette Tax-----

Personal Property Reimb Admin Fee-----

Special Assessments-----

Election Expenses-----

Advertising Delinquent-----

Total Additional Receipts-----

Total Additional Deductions-----

Total All Receipts----- 206.48

Total All Deductions-----

ADVANCES-----

NET DISTRIBUTION-----

206.48



-----COUNTY AUDITOR

-----DEPUTY AUDITOR

FINDLAY-HANCOCK CO LIBRAR

OTHER 6B

ADDITIONAL
SOURCES OF RECEIPTS

ADDITIONAL
DEDUCTIONS

Other-----

Other-----

Estate Tax-----

County Health Dept-----

Cigarette Tax-----

Personal Property Reimb Admin Fee-----

Special Assessments-----

Election Expenses-----

Advertising Delinquent-----

Total Additional Receipts-----

Total Additional Deductions-----

Total All Receipts----- .02-

Total All Deductions-----

ADVANCES-----

NET DISTRIBUTION-----

.02-



-----COUNTY AUDITOR

-----DEPUTY AUDITOR

FOREST-JACKSON LIBRARY

OTHER 6C

		FOREST-JACKSON LIBRARY					OTHER			
		FEEES								
TX/RT	EF/RT	L R E	M H	TOTAL	A/T/REA	RECEIPTS				
MILLS	MILLS	RECEIPTS	RECEIPTS	RECEIPTS	DETAC	NET-OF-FEES	NON-BUS	OWN-OCC	HOMESTEAD	
CURRENT EXPENSE	.700	4.88	2.02	6.90	.81	6.06	2.04	.10		
#137	.453863900									
2010/2020/2024	.700									
				.56 D	.03					
A L L	L E V I E S	4.88	2.02		.81	6.06	2.04	.10		
				D	.03					
	.70			6.90						
	.4538 LRE									
	.70 MH									

.56 Delinquent Tax Receipts--included in figures shown above

FOREST-JACKSON LIBRARY

OTHER 6C

ADDITIONAL
SOURCES OF RECEIPTS

ADDITIONAL
DEDUCTIONS

Other-----

Other-----

Estate Tax-----

County Health Dept-----

Cigarette Tax-----

Personal Property Reimb Admin Fee-----

Special Assessments-----

Election Expenses-----

Advertising Delinquent-----

Total Additional Receipts-----

Total Additional Deductions-----

Total All Receipts----- 6.06

Total All Deductions-----

ADVANCES-----

NET DISTRIBUTION-----

6.06



-----COUNTY AUDITOR

-----DEPUTY AUDITOR

MOHAWK COMMUNITY LIBRARY

OTHER 6D

	TX/RT MILLS	EF/RT MILLS	L R E RECEIPTS	M H RECEIPTS	TOTAL RECEIPTS	F E E S		R E C E I P T S			
						A/T/REA	DETAC	NET-OF-FEES	NON-BUS	OWN-OCC	HOMESTEAD
CURRENT EXPENSE	.800		28.96	5.97	34.93	7.52		27.08	17.02	2.58	29.46
#138	.631353600										
2010/2020/2024	.800										
					6.68 D	.33					
A L L L E V I E S			28.96	5.97		7.52		27.08	17.02	2.58	29.46
	.80						D				
					34.93	.33					
		.6313	LRE								
		.80	MH								

6.68 Delinquent Tax Receipts--included in figures shown above

MOHAWK COMMUNITY LIBRARY

OTHER 6D

ADDITIONAL
SOURCES OF RECEIPTS

ADDITIONAL
DEDUCTIONS

Other-----

Other-----

Estate Tax-----

County Health Dept-----

Cigarette Tax-----

Personal Property Reimb Admin Fee-----

Special Assessments-----

Election Expenses-----

Advertising Delinquent-----

Total Additional Receipts-----

Total Additional Deductions-----

Total All Receipts----- 27.08

Total All Deductions-----

ADVANCES-----

NET DISTRIBUTION-----

27.08



-----COUNTY AUDITOR

-----DEPUTY AUDITOR

UPPER SANDUSKY LIBRARY

OTHER 6E

	TX/RT MILLS	EF/RT MILLS	L R E RECEIPTS	M H RECEIPTS	TOTAL RECEIPTS	F E E S		R E C E I P T S			
						A/T/REA	DETAC	NET-OF-FEES	NON-BUS	OWN-OCC	HOMESTEAD
CURRENT EXPENSE	1.400		121.75	5.69	127.44	19.22		107.97	40.12	6.13	40.64
#139	1.023482600										
2009/2019/2023	1.400										
					5.09 D	.25					
A L L L E V I E S			121.75	5.69		19.22		107.97	40.12	6.13	40.64
	1.40					D	.25				
		1.0234 LRE			127.44						
		1.40 MH									

5.09 Delinquent Tax Receipts--included in figures shown above

UPPER SANDUSKY LIBRARY

OTHER 6E

ADDITIONAL
SOURCES OF RECEIPTS

ADDITIONAL
DEDUCTIONS

Other-----

Other-----

Estate Tax-----

County Health Dept-----

Cigarette Tax-----

Personal Property Reimb Admin Fee-----

Special Assessments-----

Election Expenses-----

Advertising Delinquent-----

Total Additional Receipts-----

Total Additional Deductions-----

Total All Receipts----- 107.97

Total All Deductions-----

ADVANCES-----

NET DISTRIBUTION-----

107.97



-----COUNTY AUDITOR

-----DEPUTY AUDITOR

ALL OTHER

		F E E S				R E C E I P T S			
		L R E	M H	TOTAL	A/T/REA	R E C E I P T S			
		RECEIPTS	RECEIPTS	RECEIPTS	DETAC	NET-OF-FEES	NON-BUS	OWN-OCC	HOMESTEAD
A L L	OTHER	386.26	20.68		56.82	347.57	106.61	16.26	104.57
				D	2.55				
				406.94					

G R A N D	T O T A L S	16,211.74	1,120.39		2,469.75	14,779.75	3,986.48	611.20	5,666.72
				D	82.63				
				17,332.13					